

PASSIVE

iShares China CNY Bond Index Fund (IE)

Class D U.S. Dollar

BlackRock Fixed Income Dublin Funds Plc

iShares
by BlackRock

January 2025

Unless otherwise stated, Performance, Portfolio Breakdowns and Net Assets information as at: 31-Jan-2025. All other data as at 14-Feb-2025.

This document is marketing material. For Investors in Switzerland. Investors should read the KIID/PRIPs document and prospectus prior to investing, and should refer to the prospectus for the funds full list of risks.

FUND OVERVIEW

- The Fund aims to achieve a return on your investment, through a combination of capital growth and income on the Fund's assets, which reflects the return of the Bloomberg China Treasury + Policy Bank Index, the Fund's benchmark index (Index).
- The Fund is passively managed and aims to invest so far as possible and practicable in the fixed income (FI) securities (such as bonds) that make up the Index or provide a similar return to the securities of the Index. The FI securities, will at the time of inclusion in the Index, comply with the requirements of the Index and will have no minimum credit rating, provided they are not in default.
- The Index measures the performance of CNY denominated bonds issued by the Ministry of Finance of the People's Republic of China (PRC), and debt issued by Chinese policy banks (PRC government agencies which are not guaranteed by the government), that are listed on the China Interbank Bond Market (CIBM). They have a par value of at least CNY5 billion and a remaining maturity of at least 1 year at the time of inclusion in the Index. The Index does not impose any minimum credit rating requirements. The Fund intends to replicate the Index by holding the bond issues of all issuers which make up the Index, in a similar proportion to the weightings of the issuers in the Index.

RISK INDICATOR

Lower Risk

Potentially Lower Rewards

Higher Risk

Potentially Higher Rewards



CAPITAL AT RISK: The value of investments and the income from them can fall as well as rise and are not guaranteed. Investors may not get back the amount originally invested.

KEY RISKS:

- Changes to interest rates, credit risk and/or issuer defaults will have a significant impact on the performance of fixed income securities. Non-investment grade fixed income securities can be more sensitive to changes in these risks than higher rated fixed income securities. Potential or actual credit rating downgrades may increase the level of risk.
- Emerging markets are generally more sensitive to economic and political conditions than developed markets. Other factors include greater 'Liquidity Risk', restrictions on investment or transfer of assets, failed/delayed delivery of securities or payments to the Fund and sustainability-related risks.
- Investment risk is concentrated in specific sectors, countries, currencies or companies. This means the Fund is more sensitive to any localised economic, market, political, sustainability-related or regulatory events.
- Currency Risk: The Fund invests in other currencies. Changes in exchange rates will therefore affect the value of the investment.
- Fixed income securities issued or guaranteed by government entities in emerging markets generally experience higher 'Credit Risk' than developed economies.
- Counterparty Risk: The insolvency of any institutions providing services such as safekeeping of assets or acting as counterparty to derivatives or other instruments, may expose the Fund to financial loss.
- Credit Risk: The issuer of a financial asset held within the Fund may not pay income or repay capital to the Fund when due.
- Liquidity Risk: Lower liquidity means there are insufficient buyers or sellers to allow the Fund to sell or buy investments readily.
- The PRC/Ireland tax treaty provides for exemption from Chinese capital gains tax on sales of the Fund's investment in China A Shares. Although the Fund is expected to be exempt, there is a risk that the PRC tax authorities could consider the Fund not to be eligible for the PRC/Ireland tax treaty and seek to collect such tax on a retrospective basis, which would affect the value of the investment.

RATINGS**



KEY FACTS

Asset Class : Fixed Income
Benchmark : BBG China Treasury + Policy Bank Total Return Index in USD
Fund Launch Date : 18-Oct-2021
Share Class Launch Date : 18-Oct-2021
Share Class Currency : USD
Use of Income : Accumulating
Net Assets of Fund (M) : 117.50 USD
Morningstar Category : -
SFDR Classification : Other
Domicile : Ireland
ISIN : IE000CW2NLR8
Management Company : BlackRock Asset Management Ireland Limited
Analyst-Driven %ⁱ : 20.00%
Data Coverage %ⁱⁱ : 58.00%

FEES AND CHARGES

Annual Management Fee : 0.12%
Ongoing Charge : 0.17%
Performance Fee : 0.00%

DEALING INFORMATION

Dealing Frequency : Daily, forward pricing basis
Settlement : Trade Date + 3 days

PORTFOLIO CHARACTERISTICS

Effective Duration : 6.17 yrs
Average Weighted Maturity : 7.75 yrs
Yield To Maturity : 1.58%
Standard Deviation (3y) : 5.60
3y Beta : 1.00
Number of Holdings : 75

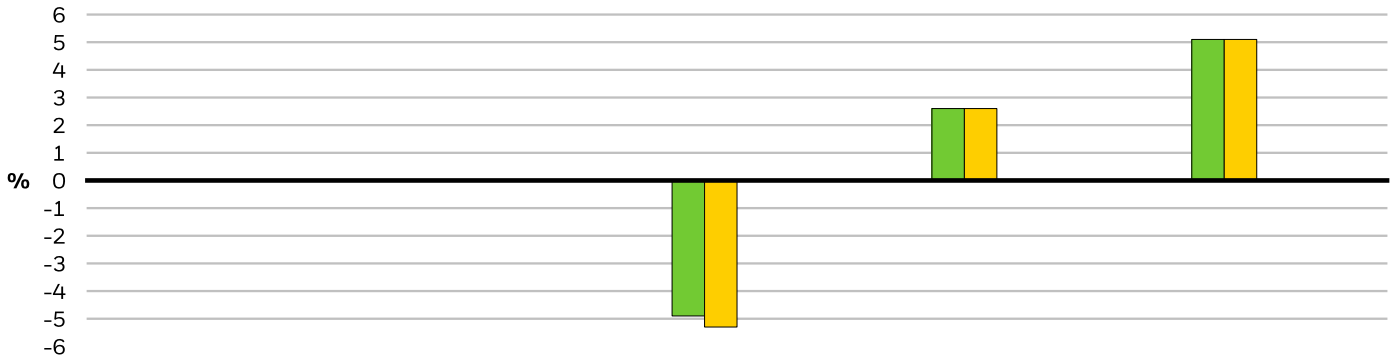
PORTFOLIO MANAGER(S)

Iain Court

iShares China CNY Bond Index Fund (IE)
Class D U.S. Dollar
BlackRock Fixed Income Dublin Funds Plc

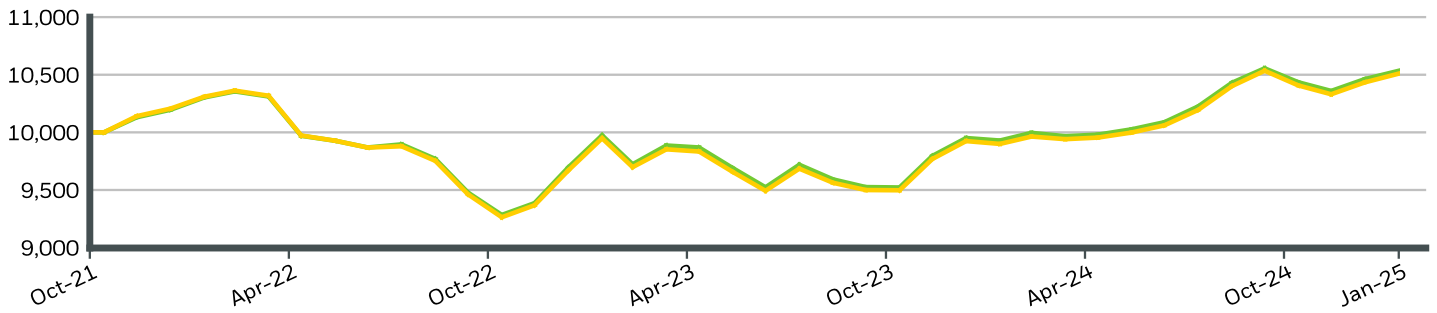


CALENDAR YEAR PERFORMANCE



	2020	2021	2022	2023	2024
Share Class	-	-	-4.91	2.63	5.14
Benchmark	-	-	-5.25	2.63	5.14

GROWTH OF HYPOTHETICAL 10,000 USD SINCE INCEPTION



CUMULATIVE & ANNUALISED PERFORMANCE

	CUMULATIVE (%)					ANNUALISED (% p.a.)		
	1m	3m	6m	YTD	1y	3y	5y	Since Inception
Share Class	0.68	0.96	3.02	0.68	6.10	0.74	-	1.92
Benchmark	0.72	0.99	3.09	0.72	6.16	0.64	-	1.82

The figures shown relate to past performance. Past performance is not a reliable indicator of current or future performance and should not be the sole factor of consideration when selecting a product or strategy. Share Class and Benchmark performance displayed in USD, hedged share class benchmark performance is displayed in USD. Performance is shown on a Net Asset Value (NAV) basis, with gross income reinvested where applicable. The return of your investment may increase or decrease as a result of currency fluctuations if your investment is made in a currency other than that used in the past performance calculation. **Source:** BlackRock

- Share Class iShares China CNY Bond Index Fund (IE)Class D U.S. Dollar
- Benchmark BBG China Treasury + Policy Bank Total Return Index in USD

Contact Us

For EMEA: +353 1 612 3394 • www.blackrock.com • investor.services@blackrock.com

iShares China CNY Bond Index Fund (IE)

Class D U.S. Dollar

BlackRock Fixed Income Dublin Funds Plc



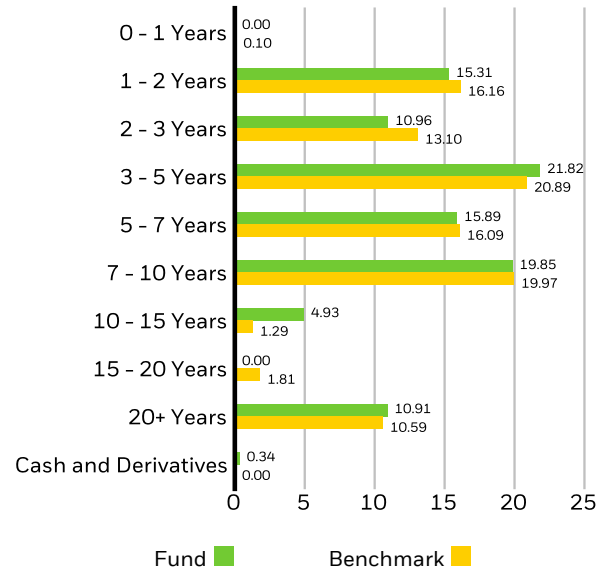
TOP 10 HOLDINGS (%)

CHINA PEOPLES REPUBLIC OF (GOVERNMENT BOND) 05/21/2030	7.68%
CHINA PEOPLES REPUBLIC OF (GOVERNMENT BOND) 10/18/2051	4.93%
CHINA DEVELOPMENT BANK 3.801/25/2036	4.93%
CHINA PEOPLES REPUBLIC OF (GOVERNMENT BOND) 04/15/2027	4.63%
CHINA DEVELOPMENT BANK 3.0508/25/2026	4.55%
CHINA PEOPLES REPUBLIC OF (GOVERNMENT BOND) 02/17/2032	4.12%
CHINA PEOPLES REPUBLIC OF (GOVERNMENT BOND) 07/15/2028	3.94%
CHINA PEOPLES REPUBLIC OF (GOVERNMENT BOND) 02/15/2026	3.72%
CHINA PEOPLES REPUBLIC OF (GOVERNMENT BOND) 08/15/2032	3.39%
CHINA PEOPLES REPUBLIC OF (GOVERNMENT BOND) 06/15/2029	3.29%

Total of Portfolio **45.18%**

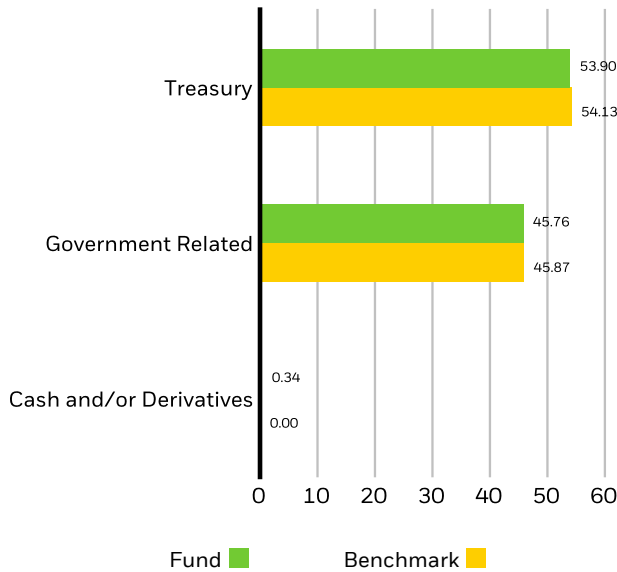
Holdings subject to change

MATURITY BREAKDOWN (%)



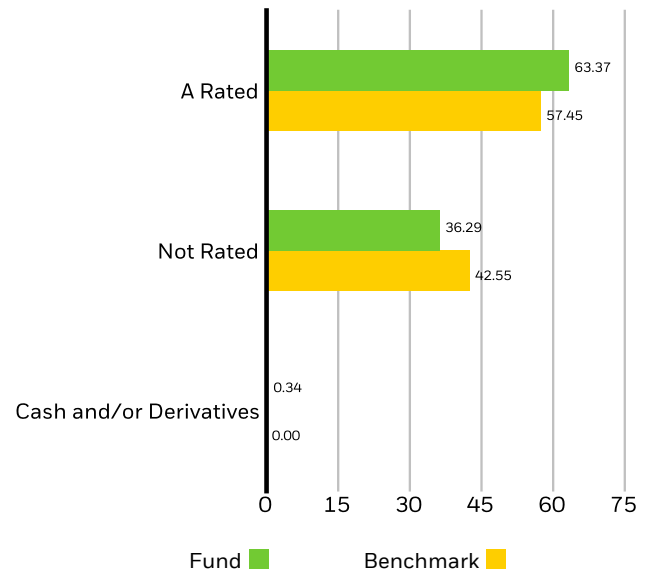
Allocations are subject to change. **Source:** BlackRock

SECTOR BREAKDOWN (%)



Negative weightings may result from specific circumstances (including timing differences between trade and settlement dates of securities purchased by the funds) and/or the use of certain financial instruments, including derivatives, which may be used to gain or reduce market exposure and/or risk management. Allocations are subject to change

CREDIT RATINGS (%)



Allocations are subject to change. **Source:** BlackRock

Contact Us

For EMEA: +353 1 612 3394 • www.blackrock.com • investor.services@blackrock.com

iShares China CNY Bond Index Fund (IE)

Class D U.S. Dollar

BlackRock Fixed Income Dublin Funds Plc



SUSTAINABILITY CHARACTERISTICS

Sustainability Characteristics can help investors integrate non-financial, sustainability considerations into their investment process. These metrics enable investors to evaluate funds based on their environmental, social, and governance (ESG) risks and opportunities. This analysis can provide insight into the effective management and long-term financial prospects of a fund.

The metrics below have been provided for transparency and informational purposes only. The existence of an ESG rating is not indicative of how or whether ESG factors will be integrated into a fund. The metrics are based on MSCI ESG Fund Ratings and, unless otherwise stated in fund documentation and included within a fund's investment objective, do not change a fund's investment objective or constrain the fund's investable universe, and there is no indication that an ESG or Impact focused investment strategy or exclusionary screens will be adopted by a fund. For more information regarding a fund's investment strategy, please see the fund's prospectus.

MSCI ESG % Coverage	91.07%	MSCI ESG Fund Rating (AAA-CCC)	BB
MSCI ESG Quality Score - Peer Percentile	23.89%	MSCI ESG Quality Score (0-10)	2.90
Funds in Peer Group	113	Fund Lipper Global Classification	Bond CNY
MSCI Weighted Average Carbon Intensity % Coverage	46.08%	MSCI Weighted Average Carbon Intensity (Tons CO2E/\$M SALES)	5.42

All data is from MSCI ESG Fund Ratings as of **20-Jan-2025**, based on holdings as of **30-Sep-2024**. As such, the fund's sustainable characteristics may differ from MSCI ESG Fund Ratings from time to time.

To be included in MSCI ESG Fund Ratings, 65% (or 50% for bond funds and money market funds) of the fund's gross weight must come from securities with ESG coverage by MSCI ESG Research (certain cash positions and other asset types deemed not relevant for ESG analysis by MSCI are removed prior to calculating a fund's gross weight; the absolute values of short positions are included but treated as uncovered), the fund's holdings date must be less than one year old, and the fund must have at least ten securities.

IMPORTANT INFORMATION:

Certain information contained herein (the "Information") has been provided by MSCI ESG Research LLC, a RIA under the Investment Advisers Act of 1940, and may include data from its affiliates (including MSCI Inc. and its subsidiaries ("MSCI")), or third party suppliers (each an "Information Provider"), and it may not be reproduced or disseminated in whole or in part without prior written permission. The Information has not been submitted to, nor received approval from, the US SEC or any other regulatory body. The Information may not be used to create any derivative works, or in connection with, nor does it constitute, an offer to buy or sell, or a promotion or recommendation of, any security, financial instrument or product or trading strategy, nor should it be taken as an indication or guarantee of any future performance, analysis, forecast or prediction. Some funds may be based on or linked to MSCI indexes, and MSCI may be compensated based on the fund's assets under management or other measures. MSCI has established an information barrier between equity index research and certain Information. None of the Information in and of itself can be used to determine which securities to buy or sell or when to buy or sell them. The Information is provided "as is" and the user of the Information assumes the entire risk of any use it may make or permit to be made of the Information. Neither MSCI ESG Research nor any Information Party makes any representations or express or implied warranties (which are expressly disclaimed), nor shall they incur liability for any errors or omissions in the Information, or for any damages related thereto. The foregoing shall not exclude or limit any liability that may not by applicable law be excluded or limited.

Contact Us

For EMEA: +353 1 612 3394 • www.blackrock.com • investor.services@blackrock.com

iShares China CNY Bond Index Fund (IE)

Class D U.S. Dollar

BlackRock Fixed Income Dublin Funds Plc



GLOSSARY

MSCI ESG Fund Rating (AAA-CCC): The MSCI ESG Rating is calculated as a direct mapping of ESG Quality Scores to letter rating categories (e.g. AAA = 8.6-10). The ESG Ratings range from leader (AAA, AA), average (A, BBB, BB) to laggard (B, CCC).

MSCI ESG Quality Score (0-10): The MSCI ESG Quality Score (0 - 10) for funds is calculated using the weighted average of the ESG scores of fund holdings. The Score also considers ESG Rating trend of holdings and the fund exposure to holdings in the laggard category. MSCI rates underlying holdings according to their exposure to industry specific ESG risks and their ability to manage those risks relative to peers.

Fund Lipper Global Classification: The fund peer group as defined by the Lipper Global Classification.

MSCI Weighted Average Carbon Intensity (Tons CO2E/\$M SALES): Measures a fund's exposure to carbon intensive companies. This figure represents the estimated greenhouse gas emissions per \$1 million in sales across the fund's holdings. This allows for comparisons between funds of different sizes.

SFDR Classification: Article 8: Products that promote environmental or social characteristics and promote good governance practices.

Article 9: Products that have sustainable investments as an objective and follow good governance practices. **Other:** Products that do not meet the criteria to be classified as Article 8 or 9.

Analyst Driven % is the analyst input into the overall rating assignment, including direct analyst coverage and inheritance of an analyst-rated pillar

Yield to Maturity: Yield to Maturity (YTM) is the discount rate that equates the present value of bond's cash flows with its market price (including accrued interest). The fund YTM is the weighted average of fund's individual bond holding YTM's based upon Net Asset Value ('NAV'). The measure does not include fees and expenses. For callable bonds, YTM is the Yield-to-Worst.

MSCI ESG % Coverage: Percentage of the fund's holdings for which the MSCI ESG ratings data is available. The MSCI ESG Fund Rating, MSCI ESG Quality Score, and MSCI ESG Quality Score - Peer Percentile metrics are displayed for funds with at least 65% coverage.

MSCI ESG Quality Score - Peer Percentile: The fund's ESG Percentile compared to its Lipper peer group.

Funds in Peer Group: The number of funds from the relevant Lipper Global Classification peer group that are also in ESG coverage.

MSCI Weighted Average Carbon Intensity % Coverage: Percentage of the fund's holdings for which MSCI Carbon Intensity data is available. The MSCI Weighted Average Carbon Intensity metric is displayed for funds with any coverage. Funds with low coverage may not fully represent the fund's carbon characteristics given the lack of coverage.

Effective Duration: Effective duration is a measure of a fund's interest-rate sensitivity. Put simply, the longer a fund's duration, the more sensitive the fund is to shifts in interest rates. So a fund with a duration of 10 years is twice as volatile as a fund with a five-year duration.

Data Coverage % is available input data for rating calculation at the Pillar level

Contact Us

For EMEA: +353 1 612 3394 • www.blackrock.com • investor.services@blackrock.com

IMPORTANT INFORMATION:

**The Morningstar Medalist Rating™ is the summary expression of Morningstar's forward-looking analysis of investment strategies using a rating scale of Gold, Silver, Bronze, Neutral, and Negative. The ratings indicate which investments Morningstar believes are likely to outperform a relevant index or peer group average on a risk-adjusted basis over time. Analysts assign three pillar ratings (People, Parent and Process) based on their qualitative assessment, subject to the oversight of the Analyst Rating Committee, and monitor and reevaluate them at least every 14 months. For more detailed information about these ratings and methodology, please go to global.morningstar.com/managerdisclosures. The ratings are not statements of fact, nor credit or risk ratings. The rating (i) should not be used as the sole basis in evaluating an investment product, (ii) involves unknown risks which may cause expectations not to occur or to differ from what was expected, (iii) are not guaranteed to be based on complete or accurate assumptions, (iv) involve the risk that the return target will not be met due to unforeseen changes in management, technology, economic development, interest rate development, operating and/or material costs, competitive pressure, supervisory law, exchange and tax rates, and/or changes in political and social conditions, and (v) should not be considered an offer or solicitation to buy or sell the investment product.

In the UK and Non-European Economic Area (EEA) countries: this is issued by BlackRock Investment Management (UK) Limited, authorised and regulated by the Financial Conduct Authority. Registered office: 12 Throgmorton Avenue, London, EC2N 2DL. Tel: + 44 (0)20 7743 3000. Registered in England and Wales No. 02020394. For your protection telephone calls are usually recorded. Please refer to the Financial Conduct Authority website for a list of authorised activities conducted by BlackRock.

Fixed Income Dublin Funds (FIDF): The Fund name is a sub fund of BlackRock Fixed Income Dublin Funds (plc) (the Fund). The Fund is organised under the laws of Ireland and authorised by the Central Bank of Ireland as UCITS for the purposes of the UCITS Regulations. Investment in the sub-fund(s) is only open to 'Qualified Holders', as defined in the relevant Fund Prospectus. In the UK subscriptions in the Fund are valid only if made on the basis of the current Prospectus, the most recent financial reports and the Key Investor Information Document, and in EEA and Switzerland subscriptions in the Fund are valid only if made on the basis of the current Prospectus, the most recent financial reports and the Packaged Retail and Insurance-based Investment Products Key Information Document (PRIIPs KID) which are available in registered jurisdictions and local language where they are registered, these can be found at www.blackrock.com on the relevant product pages. Investors should understand all characteristics of the funds objective before investing, if applicable this includes sustainable disclosures and sustainable related characteristics of the fund as found in the prospectus, which can be found www.blackrock.com on the relevant product pages for where the fund is registered for sale. . Prospectuses, Key Investor Information Documents, PRIIPs KID and application forms may not be available to investors in certain jurisdictions where the Fund in question has not been authorised. BlackRock may terminate marketing at any time. For information on investor rights and how to raise complaints please go to <https://www.blackrock.com/corporate/compliance/investor-right> available in local language in registered jurisdictions.

For investors in Switzerland. The BlackRock Index Selection Fund and the BlackRock Fixed Income Dublin Funds plc is domiciled in Ireland. BlackRock Asset Management Schweiz AG, Bahnhofstrasse 39, CH-8001 Zurich, is the Swiss Representative and State Street Bank International GmbH, Munich, Zurich Branch, Beethovenstrasse 19, CH-8002 Zürich, the Swiss Paying Agent. The Prospectuses, Packaged Retail and Insurance-based Investment Products Key Information Document (PRIIPs KID) or equivalent, the Articles of Incorporation, the trust deeds, the latest and any previous annual and semi-annual reports are available free of charge from the Swiss representative. Investors should read the fund specific risks in PRIIPs KID or equivalent and the Prospectuses.

Any research in this document has been procured and may have been acted on by BlackRock for its own purpose. The results of such research are being made available only incidentally. The views expressed do not constitute investment or any other advice and are subject to change. They do not necessarily reflect the views of any company in the BlackRock Group or any part thereof and no assurances are made as to their accuracy.

This document is for information purposes only and does not constitute an offer or invitation to anyone to invest in any BlackRock funds and has not been prepared in connection with any such offer.

© 2025 BlackRock, Inc. All Rights reserved. BLACKROCK, BLACKROCK SOLUTIONS and iSHARES are trademarks of BlackRock, Inc. or its affiliates. All other trademarks are those of their respective owners.

Contact Us

For EMEA: +353 1 612 3394 • www.blackrock.com • investor.services@blackrock.com