



iShares® iBonds® Dec 2026 Term Corporate ETF

Fact Sheet as of 31-Dec-2024



The iShares iBonds Dec 2026 Term Corporate ETF seeks to track the investment results of an index composed of U.S. dollar-denominated, investment-grade corporate bonds maturing in 2026.

This Fund is covered by U.S. Patent Nos. 8,438,100 and 8,655,770.

KEY FACTS

Fund Launch Date	09/13/2016
Benchmark	Bloomberg December 2026 Maturity Corporate Index
30 Day SEC Yield	4.66%
Number of Holdings	663
Net Assets	\$3,088,649,000

Ticker	IBDR
CUSIP	46435GAA0
Exchange	NYSE Arca

TOP HOLDINGS (%)

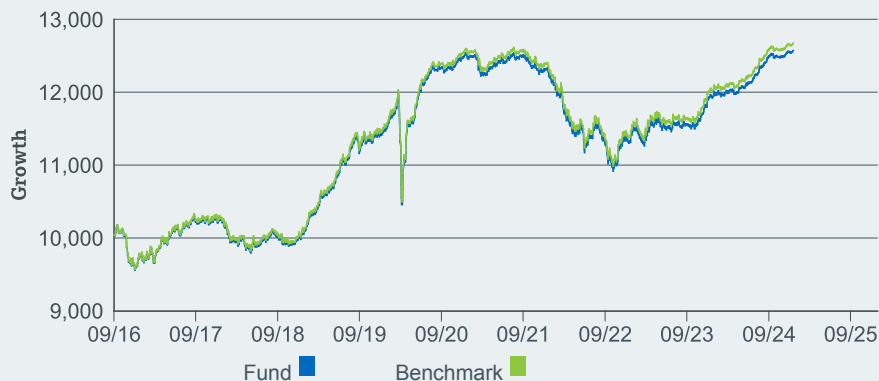
BLK CSH FND TREASURY SL AGENCY	0.94
BOEING CO	0.78
ABBVIE INC	0.61
MICROSOFT CORPORATION	0.60
AERCAP IRELAND CAPITAL DAC	0.56
WELLS FARGO & COMPANY	0.54
WELLS FARGO & COMPANY	0.54
MORGAN STANLEY MTN	0.48
ORACLE CORPORATION	0.48
APPLE INC	0.47
	6.00

Holdings are subject to change.

WHY IBDR?

- 1 Exposure to investment grade corporate bonds that mature between January 1, 2026 and December 15, 2026
- 2 Combine the defined maturity and regular income distribution characteristics of a bond with the transparency and tradability of a stock
- 3 Use to seek income, build a bond ladder, and manage interest rate risk

GROWTH OF HYPOTHETICAL 10,000 USD SINCE INCEPTION



The Growth of \$10,000 chart reflects a hypothetical \$10,000 investment and assumes reinvestment of dividends and capital gains. Fund expenses, including management fees and other expenses were deducted.

PERFORMANCE


	1 Year	3 Year	5 Year	10 Year	Since Inception
NAV	5.07%	0.65%	1.87%	N/A	2.79%
Market Price	4.98%	0.67%	1.85%	N/A	2.80%
Benchmark	5.12%	0.71%	1.95%	N/A	2.89%

The performance quoted represents past performance and does not guarantee future results. Investment return and principal value of an investment will fluctuate so that an investor's shares, when sold or redeemed, may be worth more or less than the original cost. Current performance may be lower or higher than the performance quoted. Performance data current to the most recent month end may be obtained by visiting www.iShares.com or www.blackrock.com.

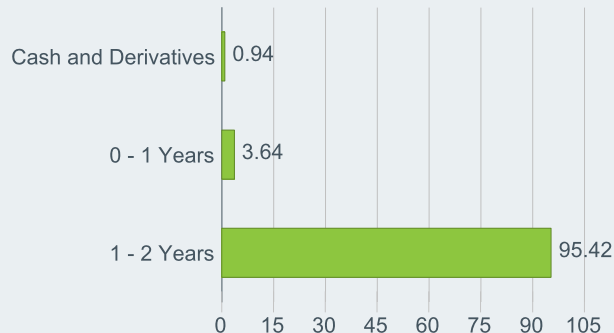
Beginning 8/10/20, the market price returns are calculated using the closing price.

Prior to 8/10/20, the market price returns were calculated using the midpoint of the bid/ask spread at 4:00 PM ET. The returns shown do not represent the returns you would receive if you traded shares at other times.

CREDIT RATINGS (%)



MATURITY BREAKDOWN (%)



FEES AND EXPENSES BREAKDOWN

Expense Ratio	Percentage (%)
Management Fee	0.10%
Acquired Fund Fees and Expenses	0.00%
Foreign Taxes and Other Expenses	0.00%

Want to learn more? www.iShares.com  www.blackrockblog.com  @iShares

Carefully consider the Fund's investment objectives, risk factors, and charges and expenses before investing. This and other information can be found in the Fund's prospectus, and if available, summary prospectus, which may be obtained by calling 1-800-iShares (1-800-474-2737) or by visiting www.iShares.com or www.blackrock.com. Read the prospectus carefully before investing.

Investing involves risk, including possible loss of principal.

Fixed income risks include interest-rate and credit risk. Typically, when interest rates rise, there is a corresponding decline in bond values. Credit risk refers to the possibility that the bond issuer will not be able to make principal and interest payments.

The iShares® iBonds® ETFs ("Funds") will terminate in March or December of the year in each Fund's name. An investment in the Fund(s) is not guaranteed, and an investor may experience losses, including near or at the termination date. Unlike a direct investment in a bond that has a level coupon payment and a fixed payment at maturity, the Fund(s) will make distributions of income that vary over time. In the final months of each Fund's operation, as the bonds it holds mature, its portfolio will transition to cash and cash-like instruments. As a result, its yield will tend to move toward prevailing money market rates, and may be lower than the yields of the bonds previously held by the Fund and lower than prevailing yields in the bond market.

Following the Fund's termination date, the Fund will distribute substantially all of its net assets, after deduction of any liabilities, to then-current investors without further notice and will no longer be listed or traded. The Funds' distributions and liquidation proceeds are not predictable at the time of investment and the Funds do not seek to return any predetermined amount.

The rate of Fund distribution payments may adversely affect the tax characterization of an investor's returns from an investment in the Fund relative to a direct investment in bonds. If the amount an investor receives as liquidation proceeds upon the Fund's termination is higher or lower than the investor's cost basis, the investor may experience a gain or loss for tax purposes.

The iShares® iBonds® ETFs ("Funds") will terminate in March or December of the year in each Fund's name. An investment in the Fund(s) is not guaranteed, and an investor may experience losses, including near or at the termination date. Unlike a direct investment in a bond that has a level coupon payment and a fixed payment at maturity, the Fund(s) will make distributions of income that vary over time. In the final months of each Fund's operation, as the bonds it holds mature, its portfolio will transition to cash and cash-like instruments. As a result, its yield will tend to move toward prevailing money market rates, and may be lower than the yields of the bonds previously held by the Fund and lower than prevailing yields in the bond market.

Funds that concentrate investments in specific industries, sectors, markets or asset classes may underperform or be more volatile than other industries, sectors, markets or asset classes and than the general securities market.

Diversification may not protect against market risk or loss of principal. Shares of ETFs are bought and sold at market price (not NAV) and are not individually redeemed from the fund. Any applicable brokerage commissions will reduce returns.

Index returns are for illustrative purposes only. Index performance returns do not reflect any management fees, transaction costs or expenses. Indexes are unmanaged and one cannot invest directly in an index. Past performance does not guarantee future results.

"Acquired Fund Fees and Expenses" reflect the Fund's pro rata share of the indirect fees and expenses incurred by investing in one or more acquired funds, such as mutual funds, business development companies, or other pooled investment vehicles. AFFE are reflected in the prices of the acquired funds and thus included in the total returns of the Fund.

The iShares Funds are distributed by BlackRock Investments, LLC (together with its affiliates, "BlackRock").

The iShares Funds are not sponsored, endorsed, issued, sold or promoted by Bloomberg, nor does this company make any representation regarding the advisability of investing in the Funds. BlackRock is not affiliated with Bloomberg.

BlackRock provides compensation in connection with obtaining or using third-party ratings and rankings.

© 2025 BlackRock, Inc. or its affiliates. All rights reserved. **ISHARES**, **IBONDS** and **BLACKROCK** are trademarks of BlackRock, Inc. or its affiliates. All other trademarks are those of their respective owners.

FOR MORE INFORMATION, VISIT WWW.ISHARES.COM OR CALL 1-800 ISHARES (1-800-474-2737)

iS-IBDR-F1224

Not FDIC Insured - No Bank Guarantee - May Lose Value

1871124

BLACKROCK®

Credit quality ratings on underlying securities of the fund are received from S&P, Moody's and Fitch and converted to the equivalent S&P major rating category. This breakdown is provided by BlackRock and takes the median rating of the three agencies when all three agencies rate a security, the lower of the two ratings if only two agencies rate a security, and one rating if that is all that is provided. Unrated securities do not necessarily indicate low quality. Below investment-grade is represented by a rating of BB and below. Ratings and portfolio credit quality may change over time.

FUND CHARACTERISTICS

Weighted Average Maturity	1.40 yrs
Standard Deviation (3yrs)	4.66%
Effective Duration	1.33

Want to learn more? www.iShares.com  www.blackrockblog.com  @iShares

Carefully consider the Fund's investment objectives, risk factors, and charges and expenses before investing. This and other information can be found in the Fund's prospectus, and if available, summary prospectus, which may be obtained by calling 1-800-iShares (1-800-474-2737) or by visiting www.iShares.com or www.blackrock.com. Read the prospectus carefully before investing.

Investing involves risk, including possible loss of principal.

Fixed income risks include interest-rate and credit risk. Typically, when interest rates rise, there is a corresponding decline in bond values. Credit risk refers to the possibility that the bond issuer will not be able to make principal and interest payments.

The iShares® iBonds® ETFs ("Funds") will terminate in March or December of the year in each Fund's name. An investment in the Fund(s) is not guaranteed, and an investor may experience losses, including near or at the termination date. Unlike a direct investment in a bond that has a level coupon payment and a fixed payment at maturity, the Fund(s) will make distributions of income that vary over time. In the final months of each Fund's operation, as the bonds it holds mature, its portfolio will transition to cash and cash-like instruments. As a result, its yield will tend to move toward prevailing money market rates, and may be lower than the yields of the bonds previously held by the Fund and lower than prevailing yields in the bond market.

Following the Fund's termination date, the Fund will distribute substantially all of its net assets, after deduction of any liabilities, to then-current investors without further notice and will no longer be listed or traded. The Funds' distributions and liquidation proceeds are not predictable at the time of investment and the Funds do not seek to return any predetermined amount.

The rate of Fund distribution payments may adversely affect the tax characterization of an investor's returns from an investment in the Fund relative to a direct investment in bonds. If the amount an investor receives as liquidation proceeds upon the Fund's termination is higher or lower than the investor's cost basis, the investor may experience a gain or loss for tax purposes.

The iShares® iBonds® ETFs ("Funds") will terminate in March or December of the year in each Fund's name. An investment in the Fund(s) is not guaranteed, and an investor may experience losses, including near or at the termination date. Unlike a direct investment in a bond that has a level coupon payment and a fixed payment at maturity, the Fund(s) will make distributions of income that vary over time. In the final months of each Fund's operation, as the bonds it holds mature, its portfolio will transition to cash and cash-like instruments. As a result, its yield will tend to move toward prevailing money market rates, and may be lower than the yields of the bonds previously held by the Fund and lower than prevailing yields in the bond market.

Funds that concentrate investments in specific industries, sectors, markets or asset classes may underperform or be more volatile than other industries, sectors, markets or asset classes and than the general securities market.

Diversification may not protect against market risk or loss of principal. Shares of ETFs are bought and sold at market price (not NAV) and are not individually redeemed from the fund. Any applicable brokerage commissions will reduce returns.

Index returns are for illustrative purposes only. Index performance returns do not reflect any management fees, transaction costs or expenses. Indexes are unmanaged and one cannot invest directly in an index. Past performance does not guarantee future results.

"Acquired Fund Fees and Expenses" reflect the Fund's pro rata share of the indirect fees and expenses incurred by investing in one or more acquired funds, such as mutual funds, business development companies, or other pooled investment vehicles. AFFE are reflected in the prices of the acquired funds and thus included in the total returns of the Fund.

The iShares Funds are distributed by BlackRock Investments, LLC (together with its affiliates, "BlackRock").

The iShares Funds are not sponsored, endorsed, issued, sold or promoted by Bloomberg, nor does this company make any representation regarding the advisability of investing in the Funds. BlackRock is not affiliated with Bloomberg.

BlackRock provides compensation in connection with obtaining or using third-party ratings and rankings.

© 2025 BlackRock, Inc. or its affiliates. All rights reserved. **ISHARES**, **IBONDS** and **BLACKROCK** are trademarks of BlackRock, Inc. or its affiliates. All other trademarks are those of their respective owners.

FOR MORE INFORMATION, VISIT WWW.ISHARES.COM OR CALL 1-800 ISHARES (1-800-474-2737)

iS-IBDR-F1224

Not FDIC Insured - No Bank Guarantee - May Lose Value

1871124

BLACKROCK®

GLOSSARY

Weighted Average Maturity is the length of time until the average security in the fund will mature or be redeemed by its issuer. It indicates a fixed income fund's sensitivity to interest rate changes. Longer average weighted maturity implies greater volatility in response to interest rate changes.

Effective Duration is a measure of the potential responsiveness of a bond or portfolio price to small parallel shifts in interest rates. Effective Duration takes into account the possible changes in expected bond cash flows due to small parallel shifts in interest rates.

SUSTAINABILITY CHARACTERISTICS

Sustainability Characteristics provide investors with specific non-traditional metrics. Alongside other metrics and information, these enable investors to evaluate funds on certain environmental, social and governance characteristics. Sustainability Characteristics do not provide an indication of current or future performance nor do they represent the potential risk and reward profile of a fund. They are provided for transparency and for information purposes only. Sustainability Characteristics should not be considered solely or in isolation, but instead are one type of information that investors may wish to consider when assessing a fund.

This fund does not seek to follow a sustainable, impact or ESG investment strategy. The metrics do not change the fund's investment objective or constrain the fund's investable universe, and there is no indication that a sustainable, impact or ESG investment strategy will be adopted by the fund. For more information regarding the fund's investment strategy, please see the fund's prospectus.

MSCI ESG Fund Rating (AAA-CCC)	A	MSCI ESG Quality Score (0-10)	6.61
MSCI ESG Quality Score - Peer Percentile	71.23%	MSCI ESG % Coverage	97.93%
Fund Lipper Global Classification	Bond USD Corporates	MSCI Weighted Average Carbon Intensity (Tons CO2E/\$M SALES)	161.27
Funds in Peer Group	292	MSCI Weighted Average Carbon Intensity % Coverage	98.67%

All data is from MSCI ESG Fund Ratings as of **21-Dec-2024**, based on holdings as of **30-Nov-2024**. As such, the fund's sustainable characteristics may differ from MSCI ESG Fund Ratings from time to time.

To be included in MSCI ESG Fund Ratings, 65% (or 50% for bond funds and money market funds) of the fund's gross weight must come from securities with ESG coverage by MSCI ESG Research (certain cash positions and other asset types deemed not relevant for ESG analysis by MSCI are removed prior to calculating a fund's gross weight; the absolute values of short positions are included but treated as uncovered), the fund's holdings date must be less than one year old, and the fund must have at least ten securities.

ESG GLOSSARY:

MSCI ESG Fund Rating (AAA-CCC): The MSCI ESG Rating is calculated as a direct mapping of ESG Quality Scores to letter rating categories (e.g. AAA = 8.6-10). The ESG Ratings range from leader (AAA, AA), average (A, BBB, BB) to laggard (B, CCC).

MSCI ESG Quality Score - Peer Percentile: The fund's ESG Percentile compared to its Lipper peer group.

Fund Lipper Global Classification: The fund peer group as defined by the Lipper Global Classification.

Funds in Peer Group: The number of funds from the relevant Lipper Global Classification peer group that are also in ESG coverage.

MSCI ESG Quality Score (0-10): The MSCI ESG Quality Score (0 - 10) for funds is calculated using the weighted average of the ESG scores of fund holdings. MSCI rates underlying holdings according to their exposure to industry specific ESG risks and their ability to manage those risks relative to peers.

MSCI ESG % Coverage: Percentage of the fund's holdings for which the MSCI ESG ratings data is available. The MSCI ESG Fund Rating, MSCI ESG Quality Score and MSCI ESG Quality Score – Peer Percentile metrics are displayed for funds with at least 65% coverage (or 50% for bond funds and money market funds).

MSCI Weighted Average Carbon Intensity (Tons CO2E/\$M SALES): Measures a fund's exposure to carbon intensive companies. This figure represents the estimated greenhouse gas emissions per \$1 million in sales across the fund's holdings. This allows for comparisons between funds of different sizes.

MSCI Weighted Average Carbon Intensity % Coverage: Percentage of the fund's holdings for which MSCI Carbon Intensity data is available. The MSCI Weighted Average Carbon Intensity metric is displayed for funds with any coverage. Funds with low coverage may not fully represent the fund's carbon characteristics given the lack of coverage.

Certain information contained herein (the "Information") has been provided by MSCI ESG Research LLC, a RIA under the Investment Advisers Act of 1940, and may include data from its affiliates (including MSCI Inc. and its subsidiaries ("MSCI")), or third party suppliers (each an "Information Provider"), and it may not be reproduced or disseminated in whole or in part without prior written permission. The Information has not been submitted to, nor received approval from, the US SEC or any other regulatory body. The Information may not be used to create any derivative works, or in connection with, nor does it constitute, an offer to buy or sell, or a promotion or recommendation of, any security, financial instrument or product or trading strategy, nor should it be taken as an indication or guarantee of any future performance, analysis, forecast or prediction. Some funds may be based on or linked to MSCI indexes, and MSCI may be compensated based on the fund's assets under management or other measures. MSCI has established an information barrier between equity index research and certain Information. None of the Information in and of itself can be used to determine which securities to buy or sell or when to buy or sell them. The Information is provided "as is" and the user of the Information assumes the entire risk of any use it may make or permit to be made of the Information. Neither MSCI ESG Research nor any Information Party makes any representations or express or implied warranties (which are expressly disclaimed), nor shall they incur liability for any errors or omissions in the Information, or for any damages related thereto. The foregoing shall not exclude or limit any liability that may not by applicable law be excluded or limited.