

ASSET ALLOCATION SOLUTIONS

Build a diversified portfolio with one fund

Key benefits:

1. Simply build a diversified portfolio based on risk considerations, using one fund.

2. Harness the experience of BlackRock and the efficiency of iShares ETFs to get a broad mix of bonds and global stocks.

3. Use to establish a long-term, balanced portfolio that aligns with an investor's specific goals and risk considerations.

iShares provides two simple solutions - Core and Sustainable

Each iShares Asset Allocation fund offers exposure to US stocks, global stocks and bonds that rebalance back to fixed weights.

iShares Core Allocation Funds

Each fund holds an underlying portfolio of iShares Core Funds (Figure 2). iShares Core ETFs are broad stock and bond exposures that seek to track quality, established indexes.

AOK

iShares Core Conservative Allocation ETF
Net Expense ratio: 0.15%
Gross Expense Ratio: 0.21%
Index: S&P Target Risk Conservative Index

AOM

iShares Core Moderate Allocation ETF
Net Expense ratio: 0.15%
Gross Expense Ratio: 0.20%
Index: S&P Target Risk Moderate Index

AOR

iShares Core Growth Allocation ETF
Net Expense ratio: 0.15%
Gross Expense Ratio: 0.20%
Index: S&P Target Risk Growth Index

AOA

iShares Core Aggressive Allocation ETF
Net Expense ratio: 0.15%
Gross Expense Ratio: 0.19%
Index: S&P Target Risk Aggressive Index

iShares ESG Aware Allocation Funds

Each fund holds an underlying portfolio of iShares ESG Aware funds (Figure 3). iShares ESG Aware ETFs balance seeking similar risk and return to the relevant broad market while tilting towards companies with favorable ESG ratings.

EAOK

iShares ESG Aware Conservative Allocation ETF
Net Expense Ratio: 0.18%
Gross Expense Ratio: 0.30%
Index: BlackRock ESG Aware Conservative Allocation Index

EAOM

iShares ESG Aware Moderate Allocation ETF
Expense ratio: 0.18%
Gross Expense Ratio: 0.31%
Index: BlackRock ESG Aware Moderate Allocation Index

EAOR

iShares ESG Aware Growth Allocation ETF
Net Expense ratio: 0.18%
Gross Expense ratio: 0.32%
Index: BlackRock ESG Aware Growth Allocation Index

EAOA

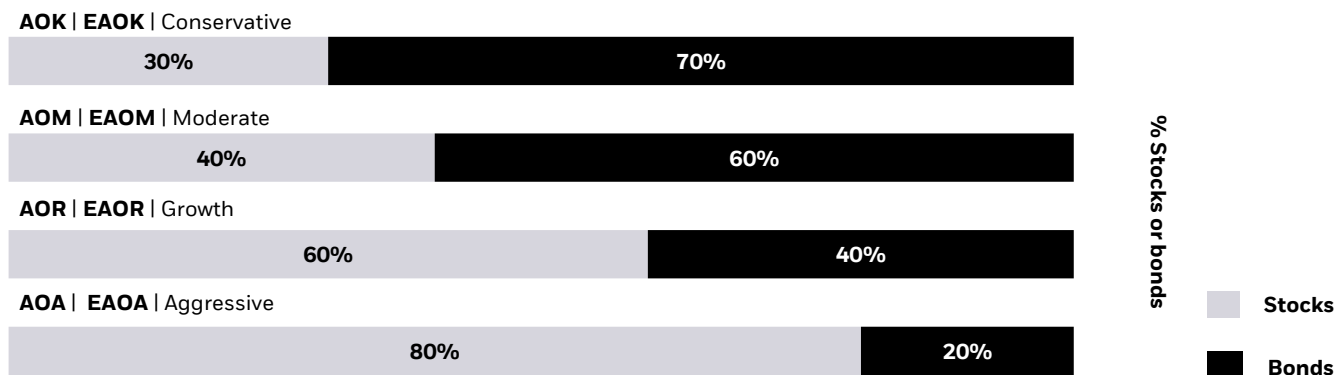
iShares ESG Aware Aggressive Allocation ETF
Net Expense ratio: 0.18%
Gross Expense Ratio: 0.34%
Index: BlackRock ESG Aware Aggressive Allocation Index

iShares Asset Allocation ETFs' indexes: How they're built

The indexes that the iShares Asset Allocation ETFs seek to track are constructed using a thoughtful, straightforward process based on S&P or BlackRock index methodology:

- 1** Stock and bond weights are fixed for each risk profile (Figure 1).
- 2** Each fund holds iShares funds as underlying investments (Figure 2 and 3).
- 3** Weight of each underlying iShares fund based on parent index market capitalization review. Funds rebalance semi-annually.

Figure 1: Each index has a target fixed allocation to stocks and bonds



Source: BlackRock, S&P.

Figure 2: A look inside the Core Allocation funds²

The Core Allocation funds are built using seven iShares Core ETFs, but the weighting of these exposures within each of the Core Allocation funds depends on risk considerations.

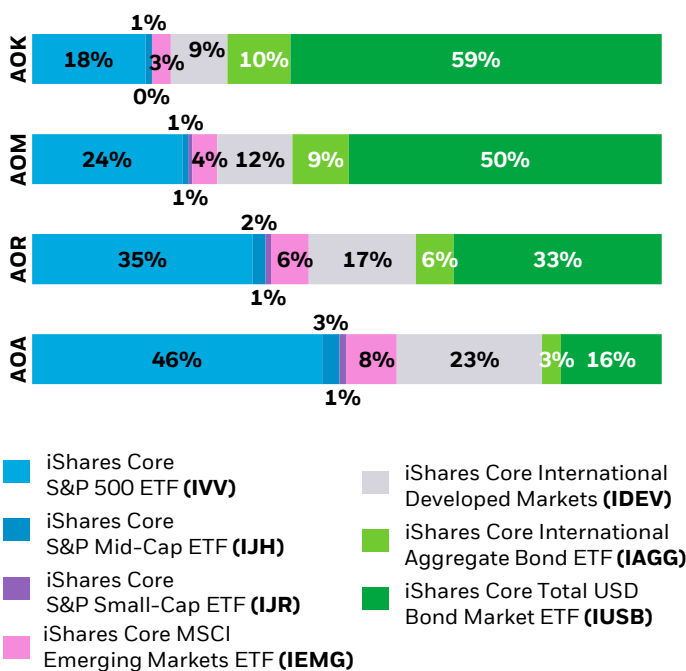
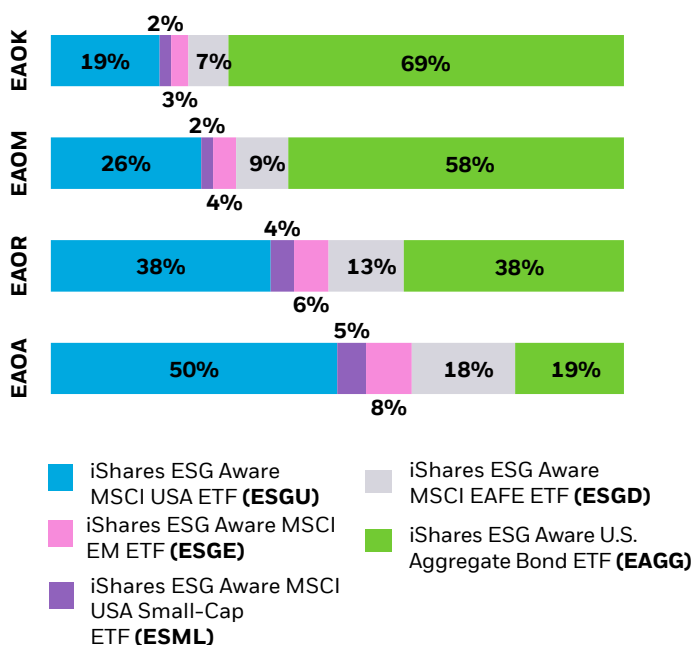


Figure 3: A look inside the ESG Aware Allocation ETFs³

The ESG Aware Allocation funds are built using five iShares ESG Aware ETFs, but the weighting of these exposures within each of the ESG Aware Allocation funds depends on risk considerations.



² BlackRock, as of 9/30/2024. Holdings are subject to change.

³ BlackRock, as of 9/30/2024. Holdings are subject to change.

Standardized performance

Ticker	Fund inception date	30-Day SEC Yield (with / without waiver)	Net/Gross expense ratio	Contractual fee waiver expiration	1-year returns		5-year returns		10-year returns		Since inception	
					NAV	Mkt Price	NAV	Mkt Price	NAV	Mkt Price	NAV	Mkt Price
AOK	11/4/08	3.03 % / 2.98 %	0.15 % / 0.21 %	11/30/2026	17.36%	17.52%	4.04%	4.05%	4.23%	4.24%	5.03%	5.03%
AOM	11/4/08	2.84 % / 2.79 %	0.15 % / 0.20 %	11/30/2026	19.26%	19.35%	5.19%	5.21%	5.06%	5.06%	5.98%	5.98%
AOR	11/4/08	2.47 % / 2.42 %	0.15 % / 0.20 %	11/30/2026	23.14%	23.05%	7.50%	7.50%	6.72%	6.71%	7.84%	7.84%
AOA	11/4/08	2.11 % / 2.07 %	0.15 % / 0.19 %	11/30/2026	27.13%	27.16%	9.76%	9.77%	8.24%	8.24%	9.74%	9.74%
EAOK	6/12/20	2.99 % / 2.86 %	0.18 % / 0.30 %	11/30/2025	17.31%	17.24%	--	--	--	--	3.41%	3.41%
EAOM	6/12/20	2.79 % / 2.65 %	0.18 % / 0.31 %	11/30/2025	19.30%	19.28%	--	--	--	--	4.94%	4.94%
EAOR	6/12/20	2.39 % / 2.25 %	0.18 % / 0.32 %	11/30/2025	23.37%	23.38%	--	--	--	--	7.97%	7.97%
EAOA	6/12/20	2.03 % / 1.87 %	0.18 % / 0.34 %	11/30/2025	27.49%	27.48%	--	--	--	--	11.00%	11.00%

Source: BlackRock, performance as of 9/30/2024 and fees as of current prospectus.

The performance quoted represents past performance and does not guarantee future results. Investment return and principal value of an investment will fluctuate so that an investor's shares, when sold or redeemed, may be worth more or less than the original cost. Current performance may be lower or higher than the performance quoted. Performance data current to the most recent month end may be obtained by visiting www.iShares.com or www.blackrock.com.

Shares of ETFs are bought and sold at market price (not NAV) and are not individually redeemed from the fund. Any applicable brokerage commissions will reduce returns. Beginning August 10, 2020, market price returns for BlackRock and iShares ETFs are calculated using the closing price and account for distributions from the fund. Prior to August 10, 2020, market price returns for BlackRock and iShares ETFs were calculated using the midpoint price and accounted for distributions from the fund. The midpoint is the average of the bid/ask prices at 4:00 PM ET (when NAV is normally determined for most ETFs). The returns shown do not represent the returns you would receive if you traded shares at other times. Performance shown reflects fee waivers and/or expense reimbursements by the investment advisor to the fund for some or all of the periods shown. Performance would have been lower without such waivers.

Carefully consider the Funds' investment objectives, risk factors, and charges and expenses before investing. This and other information can be found in the Funds' prospectuses and, if available, summary prospectuses, which may be obtained by visiting www.iShares.com or www.BlackRock.com. Read the prospectus carefully before investing.

Investing involves risk, including possible loss of principal.

The funds are subject to the risks of the underlying funds. Diversification and asset allocation may not protect against market risk or loss of principal. Buying and selling shares of ETFs will result in brokerage commissions.

A fund's environmental, social and governance ("ESG") investment strategy limits the types and number of investment opportunities available to the fund and, as a result, the fund may underperform other funds that do not have an ESG focus. A fund's ESG investment strategy may result in the fund investing in securities or industry sectors that underperform the market as a whole or underperform other funds screened for ESG standards. In addition, companies selected by the index provider may not exhibit positive or favorable ESG characteristics.

This information should not be relied upon as research, investment advice, or a recommendation regarding any products, strategies, or any security in particular. This material is strictly for illustrative, educational, or informational purposes and is subject to change.

The iShares Funds are not sponsored, endorsed, issued, sold or promoted by BlackRock Index Services, LLC, MSCI Inc. or S&P Dow Jones Indices LLC. None of these companies make any representation regarding the advisability of investing in the Funds. BlackRock Investments, LLC is not affiliated with the companies listed above. With the exception of BlackRock Index Services, LLC, which is an affiliate, BlackRock Investments, LLC is not affiliated with the companies listed above. The Funds are distributed by BlackRock Investments, LLC (together with its affiliates, "BlackRock").

© 2024 BlackRock, Inc. or its affiliates. All Rights Reserved. BLACKROCK and iSHARES are trademarks of BlackRock, Inc. or its affiliates. All other trademarks are those of their respective owners.

GELM-2388-Q-OCT24-US