

Prospectus

iShares, Inc.

- iShares Core MSCI Emerging Markets ETF | IEMG | NYSE Arca
- iShares Currency Hedged MSCI Emerging Markets ETF | HEEM | Cboe BZX
- iShares Emerging Markets Equity Factor ETF | EMGF | Cboe BZX
- iShares ESG Aware MSCI EM ETF | ESGE | Nasdaq
- iShares MSCI BIC ETF | BKF | NYSE Arca
- iShares MSCI Brazil ETF | EWZ | NYSE Arca
- iShares MSCI Chile ETF | ECH | Cboe BZX
- iShares MSCI Emerging Markets ETF | EEM | NYSE Arca
- iShares MSCI Emerging Markets ex China ETF | EMXC | Nasdaq
- iShares MSCI Emerging Markets Min Vol Factor ETF | EEMV | Cboe BZX
- iShares MSCI Emerging Markets Small-Cap ETF | EEMS | NYSE Arca
- iShares MSCI Mexico ETF | EWW | NYSE Arca
- iShares MSCI South Africa ETF | EZA | NYSE Arca
- iShares MSCI Turkey ETF | TUR | Nasdaq
- iShares MSCI World ETF | UPTH | NYSE Arca

Table of Contents

Fund Summaries

iShares Core MSCI Emerging Markets ETF.....	S-1
iShares Currency Hedged MSCI Emerging Markets ETF.....	S-9
iShares Emerging Markets Equity Factor ETF.....	S-18
iShares ESG Aware MSCI EM ETF.....	S-27
iShares MSCI BIC ETF	S-35
iShares MSCI Brazil ETF.....	S-43
iShares MSCI Chile ETF	S-50
iShares MSCI Emerging Markets ETF	S-57
iShares MSCI Emerging Markets ex China ETF.....	S-65
iShares MSCI Emerging Markets Min Vol Factor ETF	S-73
iShares MSCI Emerging Markets Small-Cap ETF.....	S-81
iShares MSCI Mexico ETF	S-89
iShares MSCI South Africa ETF	S-96
iShares MSCI Turkey ETF	S-102
iShares MSCI World ETF	S-109
More Information About the Funds	1
Additional Information About the Funds' Risks.....	3
Portfolio Holdings Information.....	27
Management of the Funds.....	27
Shareholder Information.....	30
Distribution	37
Financial Highlights	37
Index Providers and Disclaimers	46

[THIS PAGE INTENTIONALLY LEFT BLANK]

iSHARES[®] CORE MSCI EMERGING MARKETS ETF

Ticker: IEMG

Stock Exchange: NYSE Arca

Investment Objective

The iShares Core MSCI Emerging Markets ETF (the “Fund”) seeks to track the investment results of an index composed of large-, mid- and small-capitalization emerging market equities.

Fees and Expenses

The following table describes the fees and expenses that you will incur if you buy, hold and sell shares of the Fund. The investment advisory agreement between iShares, Inc. (the “Company”) and BlackRock Fund Advisors (“BFA”) (the “Investment Advisory Agreement”) provides that BFA will pay all operating expenses of the Fund, except: (i) the management fees, (ii) interest expenses, (iii) taxes, (iv) expenses incurred with respect to the acquisition and disposition of portfolio securities and the execution of portfolio transactions, including brokerage commissions, (v) distribution fees or expenses, and (vi) litigation expenses and any extraordinary expenses.

The Fund may incur “Acquired Fund Fees and Expenses.” Acquired Fund Fees and Expenses reflect the Fund’s *pro rata* share of the fees and expenses incurred indirectly by the Fund as a result of investing in other investment companies. The impact of Acquired Fund Fees and Expenses is included in the Fund’s total return but is not included in the Fund’s ratio of expenses to average net assets. Both figures are shown in the *Financial Highlights* section of the Fund’s prospectus (the “Prospectus”). BFA, the investment adviser to the Fund, has contractually agreed to waive a portion of its management fee such that the Fund’s total annual fund operating expenses after the fee waiver will not exceed 0.09% through December 31, 2025. The contractual waiver may be terminated prior to December 31, 2025 only upon written agreement of the Company and BFA.

You may pay other fees, such as brokerage commissions and other fees to financial intermediaries, which are not reflected in the tables and examples below.

Annual Fund Operating Expenses (ongoing expenses that you pay each year as a percentage of the value of your investments)¹

Management Fees	Distribution and Service (12b-1) Fees	Other Expenses ²	Total Annual Fund Operating Expenses	Fee Waiver and/or Expense Reimbursement ²	Total Annual Fund Operating Expenses After Fee Waiver and/or Expense Reimbursement
0.09%	None	0.00%	0.09%	(0.00)%	0.09%

¹ Operating expenses paid by BFA under the Investment Advisory Agreement exclude Acquired Fund Fees and Expenses, if any.

² The amount rounded to 0.00%.

Example. This Example is intended to help you compare the cost of owning shares of the Fund with the cost of investing in other funds. The Example assumes that you invest \$10,000 in the Fund for the time periods indicated and then sell all of your shares at the end of those periods. The Example also assumes that your investment has a 5% return each year and that the Fund’s operating expenses remain the same. Although your actual costs may be higher or lower, based on these assumptions, your costs would be:

1 Year	3 Years	5 Years	10 Years
\$9	\$29	\$51	\$115

Portfolio Turnover. The Fund may pay transaction costs, such as commissions, when it buys and sells securities (or “turns over” its portfolio). A higher portfolio turnover rate may indicate higher transaction costs and may result in higher taxes when Fund shares are held in a taxable account. These costs, which are not reflected in the Annual Fund Operating Expenses or in the Example, affect the Fund’s performance. During the most recent fiscal year, the Fund’s portfolio turnover rate was 7% of the average value of its portfolio.

Principal Investment Strategies

The Fund seeks to track the investment results of the MSCI Emerging Markets Investable Market Index (IMI) (the “Underlying Index”), which is designed to measure large-, mid- and small-capitalization equity market performance in the global emerging markets. As of August 31, 2024, the Underlying Index consisted of securities from the following 24 emerging market countries: Brazil, Chile, China, Colombia, Czech Republic, Egypt, Greece, Hungary, India, Indonesia, Kuwait, Malaysia, Mexico, Peru, the Philippines, Poland, Qatar, Saudi Arabia, South Africa, South Korea, Taiwan, Thailand, Turkey and the United Arab Emirates. As of August 31, 2024, the Underlying Index was composed of 3,355 constituents. As of August 31, 2024, a significant portion of the

Underlying Index is represented by securities of companies in the financials and technology industries or sectors. The components of the Underlying Index are likely to change over time.

BFA uses an indexing approach to try to achieve the Fund's investment objective. The Fund does not try to "beat" the index it tracks and does not seek temporary defensive positions when markets decline or appear overvalued.

Indexing may eliminate the chance that the Fund will substantially outperform the Underlying Index but also may reduce some of the risks of active management, such as poor security selection. Indexing seeks to achieve lower costs and better after-tax performance by aiming to keep portfolio turnover low in comparison to actively managed investment companies.

BFA uses a representative sampling indexing strategy to manage the Fund. "Representative sampling" is an indexing strategy that involves investing in a representative sample of securities that collectively has an investment profile similar to that of an applicable underlying index. The securities selected are expected to have, in the aggregate, investment characteristics (based on factors such as market capitalization and industry weightings), fundamental characteristics (such as return variability and yield) and liquidity measures similar to those of an applicable underlying index. The Fund may or may not hold all of the securities in the Underlying Index.

The Fund generally will invest at least 80% of its assets in the component securities of its Underlying Index and in investments that have economic characteristics that are substantially identical to the component securities of its Underlying Index (*i.e.*, depositary receipts representing securities of the Underlying Index) and may invest up to 20% of its assets in certain futures, options and swap contracts, cash and cash equivalents, including shares of money market funds advised by BFA or its affiliates, as well as in securities not included in the Underlying Index, but which BFA believes will help the Fund track the Underlying Index. Cash and cash equivalent investments associated with a derivative position will be treated as part of that position for the purposes of calculating the percentage of investments included in the Underlying Index. The Fund seeks to track the investment results of the Underlying Index before fees and expenses of the Fund.

The Fund may lend securities representing up to one-third of the value of the Fund's total assets (including the value of any collateral received).

The Underlying Index is sponsored by MSCI Inc. (the "Index Provider" or "MSCI"), which is independent of the Fund and BFA. The Index Provider determines the composition and relative weightings of the securities in the Underlying Index and publishes information regarding the market value of the Underlying Index.

Industry Concentration Policy. The Fund will concentrate its investments (*i.e.*, hold 25% or more of its total assets) in a particular industry or group of industries to approximately the same extent that the Underlying Index is concentrated. For purposes of this limitation, securities of the U.S. government (including its agencies and instrumentalities) and repurchase agreements collateralized by U.S. government securities are not considered to be issued by members of any industry.

Diversification Policy. The Fund intends to be diversified in approximately the same proportion as the Underlying Index is diversified. The Fund may become "non-diversified," as defined in the Investment Company Act of 1940, as amended (the "1940 Act"), solely as a result of a change in relative market capitalization or index weighting of one or more constituents of the Underlying Index. Shareholder approval will not be sought if the Fund becomes "non-diversified" due solely to a change in the relative market capitalization or index weighting of one or more constituents of the Underlying Index. The Fund discloses its portfolio holdings and weightings at www.iShares.com.

Summary of Principal Risks

As with any investment, you could lose all or part of your investment in the Fund, and the Fund's performance could trail that of other investments. The Fund is subject to certain risks, including the principal risks noted below, any of which may adversely affect the Fund's net asset value per share ("NAV"), trading price, yield, total return and ability to meet its investment objective. Certain key risks are prioritized below (with others following in alphabetical order), but the relative significance of any risk is difficult to predict and may change over time. You should review each risk factor carefully.

Risk of Investing in Emerging Markets. Investments in emerging market issuers may be subject to a greater risk of loss than investments in issuers located or operating in more developed markets. Emerging markets may be more likely to experience inflation, social instability, political turmoil or rapid changes in economic conditions than more developed markets. Companies in many emerging markets are not subject to the same degree of regulatory requirements, accounting standards or auditor oversight as companies in more developed countries, and as a result, information about the securities in which the Fund invests may be less reliable or complete. Emerging markets often have less reliable securities valuations and greater risk associated with custody of securities than developed markets. There may be significant obstacles to obtaining information necessary for investigations into or litigation against companies and shareholders may have limited legal remedies. The Fund does not select investments based on investor protection considerations.

Equity Securities Risk. Equity securities are subject to changes in value, and their values may be more volatile than those of other asset classes. The value of a security may decline for a number of reasons that may directly relate to the issuer as well as due to general industry or market conditions. Common stock is subordinated to preferred securities and debt in a company's capital structure. Common stock has the lowest priority, and the greatest risk, with respect to dividends and any liquidation payments in the event of an issuer's bankruptcy.

Market Risk. The Fund could lose money over short periods due to short-term market movements and over longer periods during more prolonged market downturns. Local, regional or global events such as war, acts of terrorism, pandemics or other public health issues, recessions, the prospect or occurrence of a sovereign default or other financial crisis, or other events could have a significant impact on the Fund and its investments and could result in increased premiums or discounts to the Fund's NAV.

Index-Related Risk. The Index Provider may rely on various sources of information to assess the criteria of components of the Underlying Index, including information that may be based on assumptions and estimates. Neither the Fund nor BFA can offer assurances that the Index Provider's methodology or sources of information will provide an accurate assessment of included components or will result in the Fund meeting its investment objective. Errors in index data, index computations or the construction of the Underlying Index in accordance with its methodology may occur, and the Index Provider may not identify or correct them promptly or at all, which may have an adverse impact on the Fund and its shareholders. Unusual market conditions or other unforeseen circumstances (such as natural disasters, political unrest or war) may impact the Index Provider or a third-party data provider and could cause the Index Provider to postpone a scheduled rebalance. This could cause the Underlying Index to vary from its normal or expected composition.

Asset Class Risk. The securities and other assets in the Underlying Index or in the Fund's portfolio may underperform in comparison to financial markets generally, a particular financial market, another index, or other asset classes.

Authorized Participant Concentration Risk. An "Authorized Participant" is a member or participant of a clearing agency registered with the SEC, which has a written agreement with the Fund or one of its service providers that allows the Authorized Participant to place orders for the purchase and redemption of creation units ("Creation Units"). Only an Authorized Participant may engage in creation or redemption transactions directly with the Fund. There are a limited number of institutions that may act as Authorized Participants for the Fund, including on an agency basis on behalf of other market participants. No Authorized Participant is obligated to engage in creation or redemption transactions. To the extent that Authorized Participants exit the business or do not place creation or redemption orders for the Fund and no other Authorized Participant places orders, Fund shares are more likely to trade at a premium or discount to NAV and possibly face trading halts or delisting.

Commodity Risk. The Fund invests in companies that are susceptible to fluctuations in certain commodity markets and to price changes due to trade relations. Any negative changes in commodity markets that may be due to changes in supply and demand for commodities, market events, war, regulatory developments, other catastrophic events, or other factors that the Fund cannot control could have an adverse impact on those companies.

Concentration Risk. The Fund may be susceptible to an increased risk of loss, including losses due to adverse events that affect the Fund's investments more than the market as a whole, to the extent that the Fund's investments are concentrated in the securities or other assets of one or more issuers, countries or other geographic units, markets, industries, project types, or asset classes.

Currency Risk. Because the Fund's NAV is determined in U.S. dollars, the NAV could decline if the currency of a non-U.S. market in which the Fund invests depreciates against the U.S. dollar or if there are delays or limits on the repatriation of foreign currency. Currency exchange rates can be very volatile and can change quickly and unpredictably. As a result, the Fund's NAV may

change quickly and without warning. In addition, the Fund may incur costs in connection with conversions between U.S. dollars and foreign currencies.

Custody Risk. Less developed securities markets are more likely to experience problems with the clearing and settlement of trades, as well as the custody of securities and other assets by local banks, agents and depositories. These issues may have an adverse impact on the Fund, including losses or delays in payments, delivery or recovery of money or other assets.

Cybersecurity Risk. Failures or breaches of the electronic systems of the Fund, its adviser, distributor, Index Provider, other service providers, counterparties, or issuers of assets in which the Fund invests may cause disruptions that negatively impact the Fund and its shareholders. While the Fund has established business continuity plans and risk management systems seeking to address system breaches or failures, there are inherent limitations in such plans and systems. The Fund cannot control the cybersecurity plans and systems of its service providers, counterparties, and other third parties whose activities affect the Fund. In addition, cyber incidents may adversely impact the issuers of securities in which the Fund invests, which may cause such investments to lose value.

Financial Companies Risk. Financial services companies are subject to extensive governmental regulation and intervention, which may adversely affect their profitability, the scope of their activities, the prices they can charge, the amount of capital and liquid assets they must maintain and their size, among other things. Financial services companies also may be significantly affected by, among other things, interest rates, economic conditions, volatility in financial markets, credit rating downgrades, adverse public perception, exposure concentration and counterparty risk.

Issuer Risk. The performance of the Fund depends on the performance of individual securities or other assets to which the Fund has exposure. The value of securities or other assets may decline, or perform differently from the market as a whole, due to changes in the financial condition or credit rating of the issuer or counterparty.

Large-Capitalization Companies Risk. Large-capitalization companies may be less able than smaller-capitalization companies to adapt to changing market conditions and competitive challenges. Large-capitalization companies may be more mature and subject to more limited growth potential compared with smaller-capitalization companies. The performance of large-capitalization companies could trail the overall performance of the broader securities markets.

Large Shareholder and Large-Scale Redemption Risk. Certain shareholders of the Fund, including an Authorized Participant, a third-party investor, the Fund's adviser, an affiliate of the Fund's adviser, a market maker, or another entity, may from time to time own or manage a substantial amount of Fund shares, or may hold their investment in the Fund for a limited period of time. There can be no assurance that any large shareholder or large group of shareholders would not redeem their investment. Redemptions of a large number of Fund shares could require the Fund to dispose of assets to meet the redemption requests, which can accelerate the realization of taxable income and/or capital gains and cause

the Fund to make taxable distributions to its shareholders earlier than the Fund otherwise would have. In addition, under certain circumstances, non-redeeming shareholders may be treated as receiving a disproportionately large taxable distribution during or with respect to such year. In some circumstances, the Fund may hold a relatively large proportion of its assets in cash in anticipation of large redemptions, diluting its investment returns. These large redemptions may also force the Fund to sell portfolio securities or other assets when it might not otherwise do so, which may negatively impact the Fund's NAV, increase the Fund's brokerage costs and/or have a material effect on the market price of Fund shares.

Management Risk. The Fund generally does not attempt to take defensive positions under any market conditions, including declining markets. As the Fund will not fully replicate the Underlying Index and may hold securities or other assets not included in the Underlying Index, it is subject to the risk that the investment strategy of BFA may not produce the intended results. There is no guarantee that the Fund's investment results will have a high degree of correlation to those of the Underlying Index or that the Fund will achieve its investment objective.

Market Trading Risk. The Fund faces numerous market trading risks, including the potential lack of an active market for Fund shares (including through a trading halt), losses from trading in secondary markets, periods of high volatility, and disruptions in the process of creating and redeeming Fund shares. Any of these factors, among others, may lead to the Fund's shares trading in the secondary market at a premium or discount to NAV or to the intraday value of the Fund's portfolio holdings. If you buy Fund shares at a time when the market price is at a premium to NAV or sell Fund shares at a time when the market price is at a discount to NAV, you may pay significantly more or receive significantly less than the underlying value of the Fund shares.

National Closed Market Trading Risk. To the extent that securities or other assets held by the Fund trade on foreign exchanges or in foreign markets that may be closed when the securities exchange on which the Fund's shares trade is open, there are likely to be deviations between such asset's current price and its last quoted price (*i.e.*, the quote from the closed foreign market to the Fund). The impact of a closed foreign market on the Fund is likely to be greater where a large portion of the Fund's holdings trade on a closed foreign market or when a foreign market is closed for unscheduled reasons. These deviations could result in premiums or discounts to the Fund's NAV that may be greater than those experienced by other funds.

Non-Diversification Risk. To the extent the Fund is non-diversified, the Fund may invest a large percentage of its assets in securities or other instruments representing a small number of issuers or counterparties and thus may be more susceptible to the risks associated with these particular issuers or counterparties. As a result, the Fund's performance may depend to a greater extent on the performance of a small number of issuers or counterparties, which may lead to more volatility in the Fund's NAV.

Non-U.S. Securities Risk. Securities issued by non-U.S. issuers (including depositary receipts) are subject to different legal, regulatory, political, economic, and market risks than securities issued by U.S. issuers. These risks include greater market

volatility, less market liquidity, higher transaction costs, expropriation, confiscatory taxation, adverse changes in foreign investment or currency control regulations, restrictions on the repatriation of capital, and political instability. Non-U.S. issuers may be subject to different accounting, audit and financial reporting standards than U.S. issuers, and there may be less publicly available information about non-U.S. issuers. Foreign market trading hours, different clearing and settlement procedures, and holiday schedules may limit the Fund's ability to engage in portfolio transactions. To the extent that investments are made in a limited number of countries, events in those countries will have a more significant impact on the Fund. The Fund is specifically exposed to **Asian Economic Risk**.

Operational Risk. The Fund is exposed to operational risks arising from a number of factors, including, but not limited to, human error, processing and communication errors, errors of the Fund's service providers, counterparties or other third parties, failed or inadequate processes and technology or systems failures. The Fund and BFA seek to reduce these operational risks through controls and procedures. However, these measures do not address every possible risk and may be inadequate to address significant operational risks.

Reliance on Trading Partners Risk. The Fund invests in countries or regions whose economies are heavily dependent upon trading with key partners. Any reduction in this trading may have an adverse impact on the Fund's investments. Through its holdings of securities of certain issuers, the Fund is specifically exposed to **Asian Economic Risk, European Economic Risk and U.S. Economic Risk**.

Risk of Investing in China. Investments in Chinese securities, including certain Hong Kong-listed and U.S.-listed securities, subject the Fund to risks specific to China. China may be subject to considerable degrees of economic, political and social instability. China is an emerging market and demonstrates significantly higher volatility from time to time in comparison to developed markets. Over the last few decades, the Chinese government has undertaken reform of economic and market practices and has expanded the sphere of private ownership of property in China. However, Chinese markets generally continue to experience inefficiency, volatility and pricing anomalies resulting from governmental influence, a lack of publicly available information and/or political and social instability.

Chinese companies are also subject to the risk that Chinese authorities can intervene in their operations and structure. Internal social unrest or confrontations with neighboring countries, including military conflicts in response to such events, may also disrupt economic development in China and result in a greater risk of currency fluctuations, currency non-convertibility, interest rate fluctuations and higher rates of inflation.

China has experienced security concerns, such as terrorism and strained international relations. Additionally, China is alleged to have participated in state-sponsored cyberattacks against foreign companies and foreign governments. Actual and threatened responses to such activity and strained international relations, including purchasing restrictions, sanctions, tariffs or cyberattacks on the Chinese government or Chinese companies, may impact China's economy and Chinese issuers of securities in which the Fund invests. Incidents involving China's or the region's

security may cause uncertainty in Chinese markets and may adversely affect the Chinese economy and the Fund's investments. Export growth continues to be a major driver of China's rapid economic growth. Reduction in spending on Chinese products and services, supply chain diversification, institution of additional tariffs or other trade barriers (including as a result of heightened trade tensions or a trade war between China and the U.S. or in response to actual or alleged Chinese cyber activity) or a downturn in any of the economies of China's key trading partners may have an adverse impact on the Chinese economy. The Underlying Index may include companies that are subject to economic or trade restrictions (but not investment restrictions) imposed by the U.S. or other governments due to national security, human rights or other concerns of such government. So long as these restrictions do not include restrictions on investments, the Fund is generally expected to invest in such companies, consistent with its objective to track the performance of the Underlying Index.

Chinese companies, including Chinese companies that are listed on U.S. exchanges, are not subject to the same degree of regulatory requirements, accounting standards or auditor oversight as companies in more developed countries. As a result, information about the Chinese securities in which the Fund invests may be less reliable or complete. Chinese companies with securities listed on U.S. exchanges may be delisted if they do not meet U.S. accounting standards and auditor oversight requirements, which would significantly decrease the liquidity and value of the securities. There may be significant obstacles to obtaining information necessary for investigations into or litigation against Chinese companies, and shareholders may have limited legal remedies. The Fund does not select investments based on investor protection considerations.

Risk of Investing in India. Investments in Indian issuers involve risks that are specific to India, including legal, regulatory, political, currency and economic risks. Political and legal uncertainty, greater government control over the economy, currency fluctuations or blockage, and the risk of nationalization or expropriation of assets may result in higher potential for losses. The securities markets in India are relatively underdeveloped and may subject the Fund to higher transaction costs or greater uncertainty than investments in more developed securities markets.

Risk of Investing in Russia. Investing in Russian securities involves significant risks, including legal, regulatory, currency and economic risks that are specific to Russia. In addition, investing in Russian securities involves risks associated with the settlement of portfolio transactions and loss of the Fund's ownership rights in its portfolio securities as a result of the system of share registration and custody in Russia. Governments, including the U.S., the U.K., the E.U., and many other countries have imposed economic sanctions on certain Russian individuals and Russian corporate and banking entities, and jurisdictions may also institute broader sanctions on Russia. Russia has issued a number of countersanctions, some of which restrict the distribution of profits by limited liability companies (e.g., dividends), and prohibit Russian persons from entering into transactions with designated persons from "unfriendly states" as well as the export of raw materials or other products from Russia to certain sanctioned persons.

Russia launched a large-scale invasion of Ukraine on February 24, 2022. The extent and duration of the military action, resulting sanctions and resulting future market disruptions, including declines in its stock markets and the value of the ruble against the U.S. dollar, are impossible to predict, but could be significant. Disruptions caused by Russian military action or other actions (including cyberattacks and espionage) or resulting actual and threatened responses to such activity, including purchasing and financing restrictions, boycotts or changes in consumer or purchaser preferences, sanctions, import and export restrictions, tariffs or cyberattacks on the Russian government, Russian companies, or Russian individuals, including politicians, may impact Russia's economy and Russian companies in which the Fund invests. Actual and threatened responses to Russian military action may also impact the markets for certain Russian commodities, such as oil and natural gas, as well as other sectors of the Russian economy, and are likely to have collateral impacts on such sectors globally. Russian companies may be unable to pay dividends and, if they pay dividends, the Fund may be unable to receive them. As a result of sanctions, the Fund is currently restricted from trading in Russian securities, including those in its portfolio, and the Underlying Index has removed Russian securities. It is unknown when, or if, sanctions may be lifted or the Fund's ability to trade in Russian securities will resume.

Risk of Investing in Saudi Arabia. Investing in Saudi Arabian issuers subjects the Fund to legal, regulatory, political, currency, security, and economic risks that are specific to Saudi Arabia. The economy of Saudi Arabia is dominated by petroleum exports. A sustained decrease in petroleum prices could have a negative impact on all aspects of the economy. Investments in the securities of Saudi Arabian issuers involve risks not typically associated with investments in securities of issuers in more developed countries, which may negatively affect the value of the Fund's investments. Such heightened risks may include, among others, the expropriation and/or nationalization of assets, restrictions on and government intervention in international trade, confiscatory taxation, political instability, including authoritarian and/or military involvement in governmental decision-making, armed conflict, crime and instability as a result of religious, ethnic and/or socioeconomic unrest. Instability in the Middle East region could adversely impact the economy of Saudi Arabia, and there is no assurance of political stability in Saudi Arabia.

The ability of foreign investors to invest in the securities of Saudi Arabian companies could be restricted by the Saudi Arabian government at any time, and unforeseen risks could materialize with respect to foreign ownership of such securities. There are a number of ways to conduct transactions in equity securities in the Saudi Arabian market. The Fund generally expects to transact in a manner so that it is not limited by Saudi Arabian regulations to a single broker. However, there may be a limited number of brokers who can provide services to the Fund, which may have an adverse impact on the prices, quantity or timing of Fund transactions.

Securities Lending Risk. The Fund may engage in securities lending. Securities lending involves the risk that the Fund may lose money because the borrower of the loaned securities fails to return the securities in a timely manner or at all. The Fund could also lose money in the event of a decline in the value of collateral provided for loaned securities or a decline in the value of any

investments made with cash collateral. These events could also trigger adverse tax consequences for the Fund.

Tax Risk. The Fund is subject to tax in India on the purchase and sale of Indian securities, which will reduce the Fund's returns. For more information regarding the tax implications of investing in Indian securities, please see the section entitled "Indian Tax Disclosure."

Technology Companies Risk. Technology companies and companies that rely heavily on technological advances may have limited product lines, markets, financial resources, supply chains and personnel. These companies typically face intense competition, potentially rapid product obsolescence and changes in product cycles and customer preferences. They may face unexpected risks and costs associated with technological developments, such as artificial intelligence and machine learning. Technology companies also depend heavily on intellectual property rights and may be adversely affected by the loss or impairment of those rights. Technology companies may face increased government scrutiny and may be subject to adverse government or legal action.

Tracking Error Risk. The Fund may be subject to "tracking error," which is the divergence of the Fund's performance from that of the Underlying Index. Tracking error may occur due to a number of factors, including differences between the securities and other assets held in the Fund's portfolio and those included in the Underlying Index; differences in the timing and methodologies used to value securities and other assets; transaction costs and other expenses incurred by the Fund that the Underlying Index does not incur; the Fund's holding of uninvested cash; differences

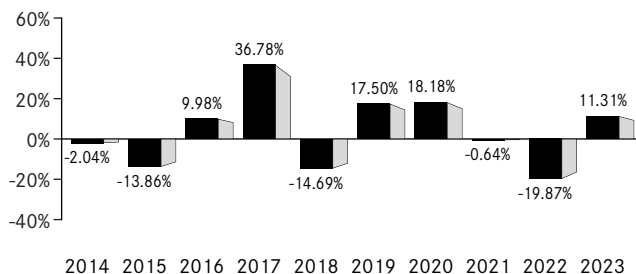
in the timing of the accrual or the valuation of dividends or interest received by the Fund or distributions paid to Fund shareholders; tax gains or losses; the requirements for the Fund to maintain pass-through tax treatment; portfolio transactions carried out to minimize the distribution of capital gains to shareholders; the acceptance of custom baskets; changes to the Underlying Index; and impacts to the Fund of complying with certain regulatory requirements or limits. Tracking error risk may be heightened during times of increased market volatility or other unusual market conditions. A Fund that tracks an index with exposure to non-U.S. issuers may experience higher tracking error than ETFs that do not track such indexes.

Valuation Risk. The price that the Fund could receive upon the sale (or other disposition) of a security or other asset may differ from the Fund's valuation of the security or other asset, particularly for securities or other assets that trade in low volume or volatile markets or that are valued using a fair value methodology. The price received by the Fund also may differ from the value used by the Underlying Index. In addition, the value of the securities or other assets in the Fund's portfolio may change on days or during time periods when investors are not able to purchase or sell Fund shares. Authorized Participants that create or redeem Fund shares on days when the Fund is holding fair-valued securities or other assets may receive fewer or more shares, or lower or higher redemption proceeds, than they would have received had the securities or other assets not been fair valued or been valued using a different methodology. The ability to value investments may be impacted by technological issues or errors by pricing services or other third-party service providers.

Performance Information

The performance information below illustrates how the Fund's performance has varied over different periods and provides some indication of the risks of investing in the Fund. The bar chart shows how the performance of the Fund has varied from one calendar year to another over the periods shown. The table compares the Fund's performance to that of an appropriate broad-based securities market index and the Underlying Index. Fund returns assume the reinvestment of any dividends and distributions. The Fund's returns reflect the impact of any agreements to waive or reimburse expenses, which would reduce performance if not in effect. Past performance (before and after taxes) does not necessarily indicate how the Fund will perform in the future. Updated performance information, including the Fund's current NAV, may be obtained by visiting www.iShares.com or by calling 1-800-iShares (1-800-474-2737) (toll free).

Calendar Year-by-Year Returns



	<u>Return (%)</u>	<u>Period Ended</u>
Calendar Year-to-Date Return	14.93%	September 30, 2024
During the periods shown in the chart:		
Best Quarter	19.78%	December 31, 2020
Worst Quarter	-24.40%	March 31, 2020

Average Annual Total Returns (for the periods ended December 31, 2023)

	<u>One Year</u>	<u>Five Years</u>	<u>Ten Years</u>
(Inception Date: 10/18/2012)			
Return Before Taxes	11.31%	4.24%	2.91%
Return After Taxes on Distributions	10.74%	3.55%	2.28%
Return After Taxes on Distributions and Sale of Fund Shares	7.42%	3.27%	2.22%
MSCI Emerging Markets Index¹ (Returns do not reflect deductions for fees, expenses or taxes)	9.83%	3.68%	2.66%
MSCI Emerging Markets Investable Market Index (Returns do not reflect deductions for fees, expenses or taxes)	11.67%	4.46%	3.00%

¹ The Fund has added this broad-based index in response to new regulatory requirements.

After-tax returns in the table above are calculated using the historical highest individual U.S. federal marginal income tax rates and do not reflect the impact of state or local taxes. Actual after-tax returns depend on an investor's tax situation and may differ from those shown, and after-tax returns shown are not relevant to tax-exempt investors or investors who hold shares through tax-deferred arrangements, such as 401(k) plans or individual retirement accounts ("IRAs"). Fund returns after taxes on distributions and sales of Fund shares are calculated assuming that an investor has sufficient capital gains of the same character from other investments to offset any capital losses from the sales of Fund shares. As a result, Fund returns after taxes on distributions and sales of Fund shares may exceed Fund returns before taxes and/or returns after taxes on distributions.

Management

Investment Adviser. BlackRock Fund Advisors.

Portfolio Managers. Jennifer Hsui, Greg Savage and Paul Whitehead (the “Portfolio Managers”) are primarily responsible for the day-to-day management of the Fund. Each Portfolio Manager supervises a portfolio management team. Ms. Hsui and Mr. Savage have been Portfolio Managers of the Fund since 2012. Mr. Whitehead has been a Portfolio Manager of the Fund since 2022.

Purchase and Sale of Fund Shares

The Fund is an ETF. Individual shares of the Fund may only be bought and sold in the secondary market through a broker-dealer. Because ETF shares trade at market prices rather than at NAV, shares may trade at a price greater than NAV (a premium) or less than NAV (a discount). An investor may incur costs attributable to the difference between the highest price a buyer is willing to pay to purchase shares of the Fund (bid) and the lowest price a seller is willing to accept for shares of the Fund (ask) when buying or selling shares in the secondary market (the “bid-ask spread”).

Tax Information

The Fund intends to make distributions that may be taxable to you as ordinary income or capital gains, unless you are investing through a tax-deferred arrangement such as a 401(k) plan or an IRA, in which case, your distributions generally will be taxed when withdrawn.

Payments to Broker-Dealers and Other Financial Intermediaries

If you purchase shares of the Fund through a broker-dealer or other financial intermediary (such as a bank), BFA or other related companies may pay the intermediary for marketing activities and presentations, educational training programs, conferences, the development of technology platforms and reporting systems or other services related to the sale or promotion of the Fund. These payments may create a conflict of interest by influencing the broker-dealer or other intermediary and your salesperson to recommend the Fund over another investment. Ask your salesperson or visit your financial intermediary’s website for more information.

iSHARES[®] CURRENCY HEDGED MSCI EMERGING MARKETS ETF

Ticker: HEEM

Stock Exchange: Cboe BZX

Investment Objective

The iShares Currency Hedged MSCI Emerging Markets ETF (the “Fund”) seeks to track the investment results of an index composed of large- and mid-capitalization emerging market equities while mitigating exposure to fluctuations between the value of the component currencies and the U.S. dollar.

Fees and Expenses

The following table describes the fees and expenses that you will incur if you buy, hold and sell shares of the Fund. The investment advisory agreement between iShares, Inc. (the “Company”) and BlackRock Fund Advisors (“BFA”) (the “Investment Advisory Agreement”) provides that BFA will pay all operating expenses of the Fund, except: (i) the management fees, (ii) interest expenses, (iii) taxes, (iv) expenses incurred with respect to the acquisition and disposition of portfolio securities and the execution of portfolio transactions, including brokerage commissions, (v) distribution fees or expenses, and (vi) litigation expenses and any extraordinary expenses.

The Fund may incur “Acquired Fund Fees and Expenses.” Acquired Fund Fees and Expenses reflect the Fund’s *pro rata* share of the fees and expenses incurred indirectly by the Fund as a result of investing in other investment companies. The impact of Acquired Fund Fees and Expenses is included in the Fund’s total return but is not included in the Fund’s ratio of expenses to average net assets. Both figures are shown in the *Financial Highlights* section of the Fund’s prospectus (the “Prospectus”). BFA, the investment adviser to the Fund, has contractually agreed to waive a portion of its management fees so that the Fund’s total annual fund operating expenses after the fee waiver is equal to the Acquired Fund Fees and Expenses attributable to the Fund’s investment in the iShares MSCI Emerging Markets ETF (“EEM” or the “Underlying Fund”), after taking into account any fee waivers by EEM through December 31, 2025. The contractual waiver may be terminated prior to December 31, 2025 only upon written agreement of the Company and BFA.

You may pay other fees, such as brokerage commissions and other fees to financial intermediaries, which are not reflected in the tables and examples below.

Annual Fund Operating Expenses
(ongoing expenses that you pay each year as a
percentage of the value of your investments)¹

Management Fees	Distribution and Service (12b-1) Fees	Other Expenses ²	Acquired Fund Fees and Expenses	Total Annual Fund Operating Expenses	Fee Waiver and/or Expense Reimbursement	Total Annual Fund Operating Expenses After Fee Waiver and/or Expense Reimbursement
0.78%	None	0.00%	0.72%	1.50%	(0.78)%	0.72%

¹ Operating expenses paid by BFA under the Investment Advisory Agreement exclude Acquired Fund Fees and Expenses, if any.

² The amount rounded to 0.00%.

Example. This Example is intended to help you compare the cost of owning shares of the Fund with the cost of investing in other funds. The Example assumes that you invest \$10,000 in the Fund for the time periods indicated and then sell all of your shares at the end of those periods. The Example also assumes that your investment has a 5% return each year and that the Fund’s operating expenses remain the same. Although your actual costs may be higher or lower, based on these assumptions, your costs would be:

<u>1 Year</u>	<u>3 Years</u>	<u>5 Years</u>	<u>10 Years</u>
\$74	\$397	\$744	\$1,724

Portfolio Turnover. The Fund and the Underlying Fund in which the Fund principally invests, the iShares MSCI Emerging Markets ETF, may pay transaction costs, such as commissions, when they buy and sell securities (or “turn over” their portfolios). A higher portfolio turnover rate for the Fund or the Underlying Fund may indicate higher transaction costs and may cause the Fund or the Underlying Fund to incur increased expenses. These costs, which are not reflected in the Annual Fund Operating Expenses or in the Example (except costs to the Underlying Fund included as part of Acquired Fund Fees and Expenses), affect the Fund’s performance. To the extent the Underlying Fund incurs costs from

high portfolio turnover, such costs may have a negative effect on the performance of the Fund. During the most recent fiscal year, the Fund’s portfolio turnover rate was 6% of the average value of its portfolio.

Principal Investment Strategies

The Fund seeks to track the investment results of the MSCI Emerging Markets 100% Hedged to USD Index (the “Underlying Index”), which has been developed by MSCI Inc. (the “Index Provider” or “MSCI”) as an equity benchmark for global emerging

markets stock performance with the currency risk inherent in the securities included in the Underlying Index hedged to the U.S. dollar on a monthly basis. As of August 31, 2024, the Underlying Index consisted of securities from the following 24 emerging market countries: Brazil, Chile, China, Colombia, Czech Republic, Egypt, Greece, Hungary, India, Indonesia, Kuwait, Malaysia, Mexico, Peru, the Philippines, Poland, Qatar, Saudi Arabia, South Africa, South Korea, Taiwan, Thailand, Turkey and the United Arab Emirates. The Underlying Index includes large- and mid-capitalization companies and may change over time. As of August 31, 2024, a significant portion of the Underlying Index is represented by securities of companies in the financials and technology industries or sectors. The components of the Underlying Index are likely to change over time.

Currently, the Fund achieves its investment objective by investing a substantial portion of its assets in the Underlying Fund.

BFA uses an indexing approach to try to achieve the Fund's investment objective. The Fund does not try to "beat" the index it tracks and does not seek temporary defensive positions when markets decline or appear overvalued.

Indexing may eliminate the chance that the Fund will substantially outperform the Underlying Index but also may reduce some of the risks of active management, such as poor security selection. Indexing seeks to achieve lower costs and better after-tax performance by aiming to keep portfolio turnover low in comparison to actively managed investment companies.

BFA uses a representative sampling indexing strategy to manage the Fund and the Underlying Fund. "Representative sampling" is an indexing strategy that involves investing in a representative sample of securities or other instruments comprising an applicable underlying index. The securities selected are expected to have, in the aggregate, investment characteristics (based on factors such as market capitalization and industry weightings), fundamental characteristics (such as return variability and yield) and liquidity measures similar to those of an applicable underlying index. The Fund and the Underlying Fund may or may not hold all of the securities and other components of the applicable underlying index.

The Fund generally will invest at least 80% of its assets in the component securities (including indirect investments through the Underlying Fund) and other instruments of its Underlying Index and in investments that have economic characteristics that are substantially identical to the component securities of the Underlying Index (*i.e.*, depositary receipts representing securities of the Underlying Index) and may invest up to 20% of its assets in certain futures, options and swap contracts, cash and cash equivalents, including shares of money market funds advised by BFA or its affiliates, as well as in securities not included in the Underlying Index, but which BFA believes will help the Fund track the Underlying Index. Components of the Underlying Index may include equity securities and foreign currency forward contracts (both deliverable and non-deliverable) designed to hedge against non-U.S. currency fluctuations against the U.S. dollar. The notional exposure of foreign currency forward contracts (both deliverable and non-deliverable) generally will be a short position that hedges currency risk of the equity portfolio. Cash and cash equivalent investments associated with a derivative position will be treated as part of that position for the purposes of calculating

the percentage of investments included in the Underlying Index. The Fund seeks to track the investment results of the Underlying Index before fees and expenses of the Fund.

The Underlying Index sells forward the total value of the non-U.S. dollar denominated securities included in the Underlying Index at a one-month forward rate to effectively create a "hedge" against fluctuations in the relative value of the non-U.S. dollar component currencies in relation to the U.S. dollar. The hedge is reset on a monthly basis. The Underlying Index is designed to have higher returns than an equivalent unhedged investment when the non-U.S. dollar component currencies are weakening relative to the U.S. dollar and appreciation in some of the non-U.S. dollar component currencies does not exceed the aggregate depreciation of the others. Conversely, the Underlying Index is designed to have lower returns than an equivalent unhedged investment when the non-U.S. dollar component currencies are rising relative to the U.S. dollar.

In order to track the "hedging" component of the Underlying Index, the Fund intends to enter into foreign currency forward contracts designed to offset the Fund's exposure to the non-U.S. dollar component currencies. A foreign currency forward contract is a contract between two parties to buy or sell a specified amount of a specific currency in the future at an agreed-upon exchange rate. The Fund's exposure to foreign currency forward contracts is based on the aggregate exposure of the Fund to the non-U.S. dollar component currencies. While this approach is designed to minimize the impact of currency fluctuations on Fund returns, it does not necessarily eliminate the Fund's exposure to the non-U.S. dollar component currencies. The return of the foreign currency forward contracts may not perfectly offset the actual fluctuations in value between the non-U.S. dollar component currencies and the U.S. dollar.

The Fund may also use non-deliverable forward ("NDF") contracts to execute its hedging transactions. An NDF contract is a contract where there is no physical settlement of two currencies at maturity. Rather, based on the movement of the currencies and the contractually agreed-upon exchange rate, a net cash settlement will be made by one party to the other in U.S. dollars.

The Fund may lend securities representing up to one-third of the value of the Fund's total assets (including the value of any collateral received).

The Underlying Index is sponsored by MSCI, which is independent of the Fund and BFA. The Index Provider determines the composition and relative weightings of the securities and currency forwards in the Underlying Index and publishes information regarding the market value of the Underlying Index.

Industry Concentration Policy. The Fund will concentrate its investments (*i.e.*, hold 25% or more of its total assets) in a particular industry or group of industries to approximately the same extent that the Underlying Index is concentrated. For purposes of this limitation, securities of the U.S. government (including its agencies and instrumentalities) and repurchase agreements collateralized by U.S. government securities are not considered to be issued by members of any industry.

Summary of Principal Risks

As with any investment, you could lose all or part of your investment in the Fund, and the Fund's performance could trail that of other investments. The Fund is subject to certain risks, including the principal risks noted below (either directly or through its investments in the Underlying Fund), any of which may adversely affect the Fund's net asset value per share ("NAV"), trading price, yield, total return and ability to meet its investment objective. Certain key risks are prioritized below (with others following in alphabetical order), but the relative significance of any risk is difficult to predict and may change over time. You should review each risk factor carefully.

Risk of Investing in Emerging Markets. Investments in emerging market issuers may be subject to a greater risk of loss than investments in issuers located or operating in more developed markets. Emerging markets may be more likely to experience inflation, social instability, political turmoil or rapid changes in economic conditions than more developed markets. Companies in many emerging markets are not subject to the same degree of regulatory requirements, accounting standards or auditor oversight as companies in more developed countries, and as a result, information about the securities in which the Fund invests may be less reliable or complete. Emerging markets often have less reliable securities valuations and greater risk associated with custody of securities than developed markets. There may be significant obstacles to obtaining information necessary for investigations into or litigation against companies and shareholders may have limited legal remedies. The Fund does not select investments based on investor protection considerations.

Currency Hedging Risk. In seeking to track the "hedging" component of the Underlying Index, the Fund invests in currency forward contracts (which may include both physically-settled forward contracts and NDFs) designed to hedge the currency exposure of non-U.S. dollar denominated securities held in its portfolio (directly or indirectly through its investment in the Underlying Fund). While hedging can reduce or eliminate losses, it can also reduce or eliminate gains. Hedges are sometimes subject to imperfect matching between the derivative and its reference asset, and there can be no assurance that the Fund's hedging transactions will be effective.

Exchange rates may be volatile and may change quickly and unpredictably in response to both global economic developments and economic conditions in a geographic region in which the Fund or the Underlying Fund invests. In addition, in order to minimize transaction costs, or for other reasons, the Fund's exposure to the non-U.S. dollar component currencies may not be fully hedged at all times. At certain times, the Fund may use an optimized hedging strategy and will hedge a smaller number of non-U.S. dollar component currencies to reduce hedging costs. In addition, each currency's hedge is reset on a monthly basis and will not be adjusted during the month based on movement in the value of the component securities or currencies. As a result, the Underlying Index may be "over-hedged" or "under-hedged" between month-end rebalances. Because currency forwards are over-the-counter instruments, the Fund is subject to counterparty risk as well as market or liquidity risk with respect to the hedging transactions the Fund enters into.

The effectiveness of the Fund's currency hedging strategy will in general be affected by the volatility of both the Underlying Index and the volatility of the U.S. dollar relative to the currencies to be hedged, measured on an aggregate basis. Increased volatility in either or both of the Underlying Index and the U.S. dollar relative to the currencies to be hedged will generally reduce the effectiveness of the Fund's currency hedging strategy. In addition, volatility in one or more of the currencies may offset stability in another currency and reduce the overall effectiveness of the hedges. The effectiveness of the Fund's currency hedging strategy may also in general be affected by interest rates. Significant differences between U.S. dollar interest rates and some or all of the applicable foreign currency interest rates may impact the effectiveness of the Fund's currency hedging strategy.

Investment in Underlying Fund Risk. The Fund invests in the Underlying Fund, so the Fund's investment performance and risks are likely to be directly related to those of the Underlying Fund. The Fund's NAV will change with changes in the value of the Underlying Fund and other assets that the Fund holds. The shares of the Underlying Fund may trade at a premium or discount to the Underlying Fund's NAV. Investors in the Fund will indirectly bear the expenses charged by the Underlying Fund, and an investment in the Fund may entail more expenses than a direct investment in the Underlying Fund.

Equity Securities Risk. Equity securities are subject to changes in value, and their values may be more volatile than those of other asset classes. The value of a security may decline for a number of reasons that may directly relate to the issuer as well as due to general industry or market conditions. Common stock is subordinated to preferred securities and debt in a company's capital structure. Common stock has the lowest priority, and the greatest risk, with respect to dividends and any liquidation payments in the event of an issuer's bankruptcy.

Market Risk. The Fund could lose money over short periods due to short-term market movements and over longer periods during more prolonged market downturns. Local, regional or global events such as war, acts of terrorism, pandemics or other public health issues, recessions, the prospect or occurrence of a sovereign default or other financial crisis, or other events could have a significant impact on the Fund and its investments and could result in increased premiums or discounts to the Fund's NAV.

Index-Related Risk. The Index Provider may rely on various sources of information to assess the criteria of components of the Underlying Index, including information that may be based on assumptions and estimates. Neither the Fund nor BFA can offer assurances that the Index Provider's methodology or sources of information will provide an accurate assessment of included components or will result in the Fund meeting its investment objective. Errors in index data, index computations or the construction of the Underlying Index in accordance with its methodology may occur, and the Index Provider may not identify or correct them promptly or at all, which may have an adverse impact on the Fund and its shareholders. Unusual market conditions or other unforeseen circumstances (such as natural disasters, political unrest or war) may impact the Index Provider or a third-party data provider and could cause the Index Provider

to postpone a scheduled rebalance. This could cause the Underlying Index to vary from its normal or expected composition.

Asset Class Risk. The securities and other assets in the Underlying Index or in the Fund's portfolio may underperform in comparison to financial markets generally, a particular financial market, another index, or other asset classes.

Authorized Participant Concentration Risk. An "Authorized Participant" is a member or participant of a clearing agency registered with the SEC, which has a written agreement with the Fund or one of its service providers that allows the Authorized Participant to place orders for the purchase and redemption of creation units ("Creation Units"). Only an Authorized Participant may engage in creation or redemption transactions directly with the Fund. There are a limited number of institutions that may act as Authorized Participants for the Fund, including on an agency basis on behalf of other market participants. No Authorized Participant is obligated to engage in creation or redemption transactions. To the extent that Authorized Participants exit the business or do not place creation or redemption orders for the Fund and no other Authorized Participant places orders, Fund shares are more likely to trade at a premium or discount to NAV and possibly face trading halts or delisting.

Commodity Risk. The Fund and the Underlying Fund may invest in companies that are susceptible to fluctuations in certain commodity markets and to price changes due to trade relations. Any negative changes in commodity markets that may be due to changes in supply and demand for commodities, market events, war, regulatory developments, other catastrophic events, or other factors that the Fund cannot control could have an adverse impact on those companies.

Concentration Risk. The Fund may be susceptible to an increased risk of loss, including losses due to adverse events that affect the Fund's investments more than the market as a whole, to the extent that the Fund's investments are concentrated in the securities or other assets of one or more issuers, countries or other geographic units, markets, industries, project types, or asset classes.

Currency Risk. Because the Fund's NAV is determined in U.S. dollars, the NAV could decline if the currency of a non-U.S. market in which the Fund invests depreciates against the U.S. dollar or if there are delays or limits on the repatriation of foreign currency. Currency exchange rates can be very volatile and can change quickly and unpredictably. As a result, the Fund's NAV may change quickly and without warning. In addition, the Fund may incur costs in connection with conversions between U.S. dollars and foreign currencies.

Custody Risk. Less developed securities markets are more likely to experience problems with the clearing and settlement of trades, as well as the custody of securities and other assets by local banks, agents and depositories. These issues may have an adverse impact on the Fund, including losses or delays in payments, delivery or recovery of money or other assets.

Cybersecurity Risk. Failures or breaches of the electronic systems of the Fund, its adviser, distributor, Index Provider, other service providers, counterparties, or issuers of assets in which the Fund invests may cause disruptions that negatively impact the Fund and its shareholders. While the Fund has established

business continuity plans and risk management systems seeking to address system breaches or failures, there are inherent limitations in such plans and systems. The Fund cannot control the cybersecurity plans and systems of its service providers, counterparties, and other third parties whose activities affect the Fund. In addition, cyber incidents may adversely impact the issuers of securities in which the Fund invests, which may cause such investments to lose value.

Derivatives Risk. The Fund's use of derivatives (e.g., futures, forwards, swaps, options) may be riskier than other types of investments and may not have the intended effect on the Fund's performance. Derivatives can be sensitive to changes in economic and market conditions, and they may increase the Fund's volatility. The Fund also may experience reduced returns as a result of transaction costs and losses on derivatives positions. There is the risk of imperfect correlation between the value of a derivative and that of the asset underlying the derivative. Derivatives may create investment leverage, which could result in losses that significantly exceed the Fund's original investment. Derivatives are subject to the risk of mispricing or improper valuation, particularly if there is not a liquid secondary market for the instrument. Certain derivatives are subject to counterparty risk, which is the risk that the other party in the transaction will not fulfill its contractual obligations. The use of derivatives also exposes the Fund to additional operational and legal risks.

Financial Companies Risk. Financial services companies are subject to extensive governmental regulation and intervention, which may adversely affect their profitability, the scope of their activities, the prices they can charge, the amount of capital and liquid assets they must maintain and their size, among other things. Financial services companies also may be significantly affected by, among other things, interest rates, economic conditions, volatility in financial markets, credit rating downgrades, adverse public perception, exposure concentration and counterparty risk.

Issuer Risk. The performance of the Fund depends on the performance of individual securities or other assets to which the Fund has exposure. The value of securities or other assets may decline, or perform differently from the market as a whole, due to changes in the financial condition or credit rating of the issuer or counterparty.

Large-Capitalization Companies Risk. Large-capitalization companies may be less able than smaller-capitalization companies to adapt to changing market conditions and competitive challenges. Large-capitalization companies may be more mature and subject to more limited growth potential compared with smaller-capitalization companies. The performance of large-capitalization companies could trail the overall performance of the broader securities markets.

Management Risk. The Fund generally does not attempt to take defensive positions under any market conditions, including declining markets. As the Fund will not fully replicate the Underlying Index and may hold securities or other assets not included in the Underlying Index, it is subject to the risk that the investment strategy of BFA may not produce the intended results. There is no guarantee that the Fund's investment results will have a high degree of correlation to those of the Underlying Index or that the Fund will achieve its investment objective.

Market Trading Risk. The Fund faces numerous market trading risks, including the potential lack of an active market for Fund shares (including through a trading halt), losses from trading in secondary markets, hedging losses, periods of high volatility, and disruptions in the process of creating and redeeming Fund shares. Any of these factors, among others, may lead to the Fund's shares trading in the secondary market at a premium or discount to NAV or to the intraday value of the Fund's portfolio holdings. If you buy Fund shares at a time when the market price is at a premium to NAV or sell Fund shares at a time when the market price is at a discount to NAV, you may pay significantly more or receive significantly less than the underlying value of the Fund shares.

Mid-Capitalization Companies Risk. Compared to large-capitalization companies, mid-capitalization companies may be less stable and more susceptible to adverse developments. The securities of mid-capitalization companies may be more volatile and less liquid than those of large-capitalization companies. As a result, the Fund's share price may be more volatile than that of a fund with a greater investment in large-capitalization stocks.

National Closed Market Trading Risk. To the extent that securities or other assets held by the Fund trade on foreign exchanges or in foreign markets that may be closed when the securities exchange on which the Fund's shares trade is open, there are likely to be deviations between such asset's current price and its last quoted price (*i.e.*, the quote from the closed foreign market to the Fund). The impact of a closed foreign market on the Fund is likely to be greater where a large portion of the Fund's holdings trade on a closed foreign market or when a foreign market is closed for unscheduled reasons. These deviations could result in premiums or discounts to the Fund's NAV that may be greater than those experienced by other funds.

Non-U.S. Securities Risk. Securities issued by non-U.S. issuers (including depositary receipts) are subject to different legal, regulatory, political, economic, and market risks than securities issued by U.S. issuers. These risks include greater market volatility, less market liquidity, higher transaction costs, expropriation, confiscatory taxation, adverse changes in foreign investment or currency control regulations, restrictions on the repatriation of capital, and political instability. Non-U.S. issuers may be subject to different accounting, audit and financial reporting standards than U.S. issuers, and there may be less publicly available information about non-U.S. issuers. Foreign market trading hours, different clearing and settlement procedures, and holiday schedules may limit the Fund's ability to engage in portfolio transactions. To the extent that investments are made in a limited number of countries, events in those countries will have a more significant impact on the Fund. The Fund and the Underlying Fund are specifically exposed to **Asian Economic Risk**.

Operational Risk. The Fund is exposed to operational risks arising from a number of factors, including, but not limited to, human error, processing and communication errors, errors of the Fund's service providers, counterparties or other third parties, failed or inadequate processes and technology or systems failures. The Fund and BFA seek to reduce these operational risks through controls and procedures. However, these measures do not address every possible risk and may be inadequate to address significant operational risks.

Reliance on Trading Partners Risk. The Fund and the Underlying Fund invest in countries or regions whose economies are heavily dependent upon trading with key partners. Any reduction in this trading may have an adverse impact on the Fund's investments. Through its holdings of securities of certain issuers, the Fund and the Underlying Fund are specifically exposed to **Asian Economic Risk**, **European Economic Risk** and **U.S. Economic Risk**.

Risk of Investing in China. Investments in Chinese securities, including certain Hong Kong-listed and U.S.-listed securities, subject the Fund or the Underlying Fund to risks specific to China. China may be subject to considerable degrees of economic, political and social instability. China is an emerging market and demonstrates significantly higher volatility from time to time in comparison to developed markets. Over the last few decades, the Chinese government has undertaken reform of economic and market practices and has expanded the sphere of private ownership of property in China. However, Chinese markets generally continue to experience inefficiency, volatility and pricing anomalies resulting from governmental influence, a lack of publicly available information and/or political and social instability.

Chinese companies are also subject to the risk that Chinese authorities can intervene in their operations and structure. Internal social unrest or confrontations with neighboring countries, including military conflicts in response to such events, may also disrupt economic development in China and result in a greater risk of currency fluctuations, currency non-convertibility, interest rate fluctuations and higher rates of inflation.

China has experienced security concerns, such as terrorism and strained international relations. Additionally, China is alleged to have participated in state-sponsored cyberattacks against foreign companies and foreign governments. Actual and threatened responses to such activity and strained international relations, including purchasing restrictions, sanctions, tariffs or cyberattacks on the Chinese government or Chinese companies, may impact China's economy and Chinese issuers of securities in which the Fund invests. Incidents involving China's or the region's security may cause uncertainty in Chinese markets and may adversely affect the Chinese economy and the Fund's investments. Export growth continues to be a major driver of China's rapid economic growth. Reduction in spending on Chinese products and services, supply chain diversification, institution of additional tariffs or other trade barriers (including as a result of heightened trade tensions or a trade war between China and the U.S. or in response to actual or alleged Chinese cyber activity) or a downturn in any of the economies of China's key trading partners may have an adverse impact on the Chinese economy. The Underlying Index may include companies that are subject to economic or trade restrictions (but not investment restrictions) imposed by the U.S. or other governments due to national security, human rights or other concerns of such government. So long as these restrictions do not include restrictions on investments, the Fund is generally expected to invest in such companies, consistent with its objective to track the performance of the Underlying Index.

Chinese companies, including Chinese companies that are listed on U.S. exchanges, are not subject to the same degree of regulatory requirements, accounting standards or auditor oversight as companies in more developed countries. As a result,

information about the Chinese securities in which the Fund invests may be less reliable or complete. Chinese companies with securities listed on U.S. exchanges may be delisted if they do not meet U.S. accounting standards and auditor oversight requirements, which would significantly decrease the liquidity and value of the securities. There may be significant obstacles to obtaining information necessary for investigations into or litigation against Chinese companies, and shareholders may have limited legal remedies. The Fund does not select investments based on investor protection considerations.

Risk of Investing in India. Investments in Indian issuers involve risks that are specific to India, including legal, regulatory, political, currency and economic risks. Political and legal uncertainty, greater government control over the economy, currency fluctuations or blockage, and the risk of nationalization or expropriation of assets may result in higher potential for losses. The securities markets in India are relatively underdeveloped and may subject the Fund or the Underlying Fund to higher transaction costs or greater uncertainty than investments in more developed securities markets.

Risk of Investing in Russia. Investing in Russian securities involves significant risks, including legal, regulatory, currency and economic risks that are specific to Russia. In addition, investing in Russian securities involves risks associated with the settlement of portfolio transactions and loss of the Fund's ownership rights in its portfolio securities as a result of the system of share registration and custody in Russia. Governments, including the U.S., the U.K., the E.U., and many other countries have imposed economic sanctions on certain Russian individuals and Russian corporate and banking entities, and jurisdictions may also institute broader sanctions on Russia. Russia has issued a number of countersanctions, some of which restrict the distribution of profits by limited liability companies (e.g., dividends), and prohibit Russian persons from entering into transactions with designated persons from "unfriendly states" as well as the export of raw materials or other products from Russia to certain sanctioned persons.

Russia launched a large-scale invasion of Ukraine on February 24, 2022. The extent and duration of the military action, resulting sanctions and resulting future market disruptions, including declines in its stock markets and the value of the ruble against the U.S. dollar, are impossible to predict, but could be significant. Disruptions caused by Russian military action or other actions (including cyberattacks and espionage) or resulting actual and threatened responses to such activity, including purchasing and financing restrictions, boycotts or changes in consumer or purchaser preferences, sanctions, import and export restrictions, tariffs or cyberattacks on the Russian government, Russian companies, or Russian individuals, including politicians, may impact Russia's economy and Russian companies in which the Fund invests. Actual and threatened responses to Russian military action may also impact the markets for certain Russian commodities, such as oil and natural gas, as well as other sectors of the Russian economy, and are likely to have collateral impacts on such sectors globally. Russian companies may be unable to pay dividends and, if they pay dividends, the Fund may be unable to receive them. As a result of sanctions, the Fund is currently restricted from trading in Russian securities, including those in its portfolio, and the underlying index of the Underlying Fund

removed Russian securities. It is unknown when, or if, sanctions may be lifted or the Fund's ability to trade in Russian securities will resume.

Risk of Investing in Saudi Arabia. Investing in Saudi Arabian issuers subjects the Fund to legal, regulatory, political, currency, security, and economic risks that are specific to Saudi Arabia. The economy of Saudi Arabia is dominated by petroleum exports. A sustained decrease in petroleum prices could have a negative impact on all aspects of the economy. Investments in the securities of Saudi Arabian issuers involve risks not typically associated with investments in securities of issuers in more developed countries, which may negatively affect the value of the Fund's investments. Such heightened risks may include, among others, the expropriation and/or nationalization of assets, restrictions on and government intervention in international trade, confiscatory taxation, political instability, including authoritarian and/or military involvement in governmental decision-making, armed conflict, crime and instability as a result of religious, ethnic and/or socioeconomic unrest. Instability in the Middle East region could adversely impact the economy of Saudi Arabia, and there is no assurance of political stability in Saudi Arabia.

The ability of foreign investors to invest in the securities of Saudi Arabian companies could be restricted by the Saudi Arabian government at any time, and unforeseen risks could materialize with respect to foreign ownership of such securities. There are a number of ways to conduct transactions in equity securities in the Saudi Arabian market. The Fund generally expects to transact in a manner so that it is not limited by Saudi Arabian regulations to a single broker. However, there may be a limited number of brokers who can provide services to the Fund, which may have an adverse impact on the prices, quantity or timing of Fund transactions.

Risk of Investing in Taiwan. Investments in Taiwanese issuers involve risks that are specific to Taiwan, including legal, regulatory, political, currency and economic risks. Political and economic developments of Taiwan's neighbors may have an adverse effect on Taiwan's economy. Specifically, Taiwan's geographic proximity and history of political contention with China have resulted in ongoing tensions, which may materially affect the Taiwanese economy and its securities market.

Securities Lending Risk. The Fund may engage in securities lending. Securities lending involves the risk that the Fund may lose money because the borrower of the loaned securities fails to return the securities in a timely manner or at all. The Fund could also lose money in the event of a decline in the value of collateral provided for loaned securities or a decline in the value of any investments made with cash collateral. These events could also trigger adverse tax consequences for the Fund.

Tax Risk. Because the Fund invests in the Underlying Fund, the Fund's realized losses on sales of shares of the Underlying Fund may be indefinitely or permanently deferred as "wash sales." Distributions of short-term capital gains by the Underlying Fund will be recognized as ordinary income by the Fund and would not be offset by the Fund's capital loss carryforwards, if any. Capital loss carryforwards of the Underlying Fund, if any, would not offset net capital gains of the Fund. Each of these effects is caused by the Fund's investment in the Underlying Fund and may result in distributions to Fund shareholders being of higher magnitude and less likely to qualify for lower capital gain tax rates than if the

Fund were to invest directly in the securities and other instruments composing the Underlying Index. The Fund invests in derivatives. The federal income tax treatment of a derivative may not be as favorable as a direct investment in an underlying asset. Derivatives may produce taxable income and taxable realized gain. Derivatives may adversely affect the timing, character and amount of income the Fund realizes from its investments. As a result, a larger portion of the Fund's distributions may be treated as ordinary income rather than as capital gains. In addition, certain derivatives are subject to mark-to-market or straddle provisions of the Internal Revenue Code of 1986, as amended (the "Internal Revenue Code"). If such provisions are applicable, there could be an increase (or decrease) in the amount of taxable dividends paid by the Fund. Income from swaps is generally taxable. In addition, the tax treatment of certain derivatives, such as swaps, is unsettled and may be subject to future legislation, regulation or administrative pronouncements issued by the U.S. Internal Revenue Service ("IRS").

Technology Companies Risk. Technology companies and companies that rely heavily on technological advances may have limited product lines, markets, financial resources, supply chains and personnel. These companies typically face intense competition, potentially rapid product obsolescence and changes in product cycles and customer preferences. They may face unexpected risks and costs associated with technological developments, such as artificial intelligence and machine learning. Technology companies also depend heavily on intellectual property rights and may be adversely affected by the loss or impairment of those rights. Technology companies may face increased government scrutiny and may be subject to adverse government or legal action.

Tracking Error Risk. The Fund may be subject to "tracking error," which is the divergence of the Fund's performance from that of the Underlying Index. Tracking error may occur due to a number of factors, including differences between the securities and other assets held in the Fund's portfolio and those included in the Underlying Index; differences in the timing and methodologies used to value securities and other assets; transaction costs and

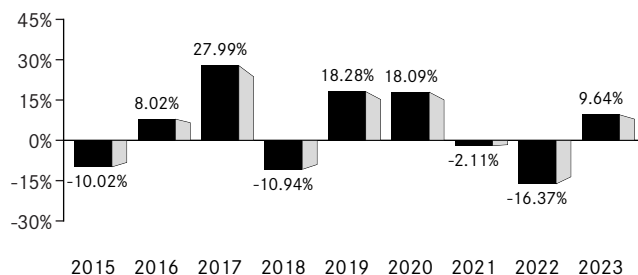
other expenses incurred by the Fund that the Underlying Index does not incur; the Fund's holding of uninvested cash; differences in the timing of the accrual or the valuation of dividends or interest received by the Fund or distributions paid to Fund shareholders; tax gains or losses; the requirements for the Fund to maintain pass-through tax treatment; portfolio transactions carried out to minimize the distribution of capital gains to shareholders; the acceptance of custom baskets; changes to the Underlying Index; and impacts to the Fund of complying with certain regulatory requirements or limits. Tracking error risk may be heightened during times of increased market volatility or other unusual market conditions. To the extent that the Fund seeks to achieve its investment objective through investments in the Underlying Fund, the Fund may experience increased tracking error as compared to investing directly in the securities or other assets included in the underlying index of the Underlying Fund. A Fund that tracks an index with exposure to swaps, options, futures and/or other derivatives may experience higher tracking error than ETFs that do not track such indexes.

Valuation Risk. The price that the Fund could receive upon the sale (or other disposition) of a security or other asset may differ from the Fund's valuation of the security or other asset, particularly for securities or other assets that trade in low volume or volatile markets or that are valued using a fair value methodology. The price received by the Fund also may differ from the value used by the Underlying Index. In addition, the value of the securities or other assets in the Fund's portfolio may change on days or during time periods when investors are not able to purchase or sell Fund shares. Authorized Participants that create or redeem Fund shares on days when the Fund is holding fair-valued securities or other assets may receive fewer or more shares, or lower or higher redemption proceeds, than they would have received had the securities or other assets not been fair valued or been valued using a different methodology. The ability to value investments may be impacted by technological issues or errors by pricing services or other third-party service providers.

Performance Information

The performance information below illustrates how the Fund's performance has varied over different periods and provides some indication of the risks of investing in the Fund. The bar chart shows how the performance of the Fund has varied from one calendar year to another over the periods shown. The table compares the Fund's performance to that of an appropriate broad-based securities market index and the Underlying Index. Fund returns assume the reinvestment of any dividends and distributions. The Fund's returns reflect the impact of any agreements to waive or reimburse expenses, which would reduce performance if not in effect. Past performance (before and after taxes) does not necessarily indicate how the Fund will perform in the future. Updated performance information, including the Fund's current NAV, may be obtained by visiting www.iShares.com or by calling 1-800-iShares (1-800-474-2737) (toll free).

Calendar Year-by-Year Returns



	<u>Return (%)</u>	<u>Period Ended</u>
Calendar Year-to-Date Return	16.58%	September 30, 2024
During the periods shown in the chart:		
Best Quarter	16.59%	June 30, 2020
Worst Quarter	-19.18%	March 31, 2020

Average Annual Total Returns (for the periods ended December 31, 2023)

	<u>One Year</u>	<u>Five Years</u>	<u>Since Fund Inception</u>
(Inception Date: 9/23/2014)			
Return Before Taxes	9.64%	4.63%	3.40%
Return After Taxes on Distributions	8.98%	3.81%	2.57%
Return After Taxes on Distributions and Sale of Fund Shares	6.26%	3.57%	2.56%
MSCI Emerging Markets Index ¹ (Returns do not reflect deductions for fees, expenses or taxes)	9.83%	3.68%	2.31%
MSCI Emerging Markets 100% USD Hedged Index (Returns do not reflect deductions for fees, expenses or taxes)	10.07%	5.06%	3.86%

¹ The Fund has added this broad-based index in response to new regulatory requirements.

After-tax returns in the table above are calculated using the historical highest individual U.S. federal marginal income tax rates and do not reflect the impact of state or local taxes. Actual after-tax returns depend on an investor's tax situation and may differ from those shown, and after-tax returns shown are not relevant to tax-exempt investors or investors who hold shares through tax-deferred arrangements, such as 401(k) plans or individual retirement accounts ("IRAs"). Fund returns after taxes on distributions and sales of Fund shares are calculated assuming that an investor has sufficient capital gains of the same character from other investments to offset any capital losses from the sales of Fund shares. As a result, Fund returns after taxes on distributions and sales of Fund shares may exceed Fund returns before taxes and/or returns after taxes on distributions.

Management

Investment Adviser. BlackRock Fund Advisors.

Portfolio Managers. Jennifer Hsui, Orlando Montalvo, Greg Savage and Paul Whitehead (the “Portfolio Managers”) are primarily responsible for the day-to-day management of the Fund. Each Portfolio Manager supervises a portfolio management team. Ms. Hsui, Mr. Montalvo and Mr. Savage have been Portfolio Managers of the Fund since 2014. Mr. Whitehead has been a Portfolio Manager of the Fund since 2022.

Purchase and Sale of Fund Shares

The Fund is an ETF. Individual shares of the Fund may only be bought and sold in the secondary market through a broker-dealer. Because ETF shares trade at market prices rather than at NAV, shares may trade at a price greater than NAV (a premium) or less than NAV (a discount). An investor may incur costs attributable to the difference between the highest price a buyer is willing to pay to purchase shares of the Fund (bid) and the lowest price a seller is willing to accept for shares of the Fund (ask) when buying or selling shares in the secondary market (the “bid-ask spread”).

Tax Information

The Fund intends to make distributions that may be taxable to you as ordinary income or capital gains, unless you are investing through a tax-deferred arrangement such as a 401(k) plan or an IRA, in which case, your distributions generally will be taxed when withdrawn.

Payments to Broker-Dealers and Other Financial Intermediaries

If you purchase shares of the Fund through a broker-dealer or other financial intermediary (such as a bank), BFA or other related companies may pay the intermediary for marketing activities and presentations, educational training programs, conferences, the development of technology platforms and reporting systems or other services related to the sale or promotion of the Fund. These payments may create a conflict of interest by influencing the broker-dealer or other intermediary and your salesperson to recommend the Fund over another investment. Ask your salesperson or visit your financial intermediary’s website for more information.

iSHARES[®] EMERGING MARKETS EQUITY FACTOR ETF

Ticker: EMGF

Stock Exchange: Cboe BZX

Investment Objective

The iShares Emerging Markets Equity Factor ETF (the “Fund”) seeks to track the investment results of an index composed of stocks of large- and mid-capitalization companies in emerging markets that have favorable exposure to target style factors subject to constraints.

Fees and Expenses

The following table describes the fees and expenses that you will incur if you buy, hold and sell shares of the Fund. The investment advisory agreement between iShares, Inc. (the “Company”) and BlackRock Fund Advisors (“BFA”) (the “Investment Advisory Agreement”) provides that BFA will pay all operating expenses of the Fund, except: (i) the management fees, (ii) interest expenses, (iii) taxes, (iv) expenses incurred with respect to the acquisition and disposition of portfolio securities and the execution of portfolio transactions, including brokerage commissions, (v) distribution fees or expenses, and (vi) litigation expenses and any extraordinary expenses.

The Fund may incur “Acquired Fund Fees and Expenses.” Acquired Fund Fees and Expenses reflect the Fund’s *pro rata* share of the fees and expenses incurred indirectly by the Fund as a result of investing in other investment companies. The impact of Acquired Fund Fees and Expenses is included in the Fund’s total return but is not included in the Fund’s ratio of expenses to average net assets. Both figures are shown in the *Financial Highlights* section of the Fund’s prospectus (the “Prospectus”). BFA, the investment adviser to the Fund, has contractually agreed to waive a portion of its management fees in an amount equal to the Acquired Fund Fees and Expenses, if any, attributable to investments by the Fund in other series of iShares Trust and the Company through December 31, 2026. The contractual waiver may be terminated prior to December 31, 2026 only upon written agreement of the Company and BFA.

You may pay other fees, such as brokerage commissions and other fees to financial intermediaries, which are not reflected in the tables and examples below.

Annual Fund Operating Expenses
(ongoing expenses that you pay each year as a
percentage of the value of your investments)¹

Management Fees	Distribution and Service (12b-1) Fees	Other Expenses	Acquired Fund Fees and Expenses ²	Total Annual Fund Operating Expenses	Fee Waiver and/or Expense Reimbursement	Total Annual Fund Operating Expenses After Fee Waiver and/or Expense Reimbursement
0.25%	None	0.01%	0.00%	0.26%	(0.00)%	0.26%

¹ Operating expenses paid by BFA under the Investment Advisory Agreement exclude Acquired Fund Fees and Expenses, if any.

² The amount rounded to 0.00%.

Example. This Example is intended to help you compare the cost of owning shares of the Fund with the cost of investing in other funds. The Example assumes that you invest \$10,000 in the Fund for the time periods indicated and then sell all of your shares at the end of those periods. The Example also assumes that your investment has a 5% return each year and that the Fund’s operating expenses remain the same. Although your actual costs may be higher or lower, based on these assumptions, your costs would be:

1 Year	3 Years	5 Years	10 Years
\$27	\$84	\$146	\$331

Portfolio Turnover. The Fund may pay transaction costs, such as commissions, when it buys and sells securities (or “turns over” its portfolio). A higher portfolio turnover rate may indicate higher transaction costs and may result in higher taxes when Fund shares are held in a taxable account. These costs, which are not reflected in the Annual Fund Operating Expenses or in the Example, affect the Fund’s performance. During the most recent fiscal year, the Fund’s portfolio turnover rate was 29% of the average value of its portfolio.

Principal Investment Strategies

The Fund seeks to track the investment results of the STOXX Emerging Markets Equity Factor Index (the “Underlying Index”),

which is a rules-based equity index provided by STOXX Ltd. (the “Index Provider” or “STOXX”). The Underlying Index is composed of large- and mid-capitalization equity securities from the STOXX Emerging Markets Index (the “Parent Index”) that are selected and weighted using an optimization process designed to maximize exposure to five target factors: momentum, quality, value, low volatility and size. The Underlying Index seeks to control exposure to, among other things, industries and countries, limit turnover and maintain a level of risk similar to that of the Parent Index. The Parent Index is a free float market capitalization-weighted index designed to measure the performance of large- and mid-capitalization companies from emerging markets. Large- and mid-capitalization companies, as calculated by the Index Provider, represent approximately the top 85% of the investable market

capitalization of each emerging market country included in the Parent Index, as determined by STOXX.

The momentum score is calculated from the following signals: price momentum, earnings momentum and earnings announcement drift (*i.e.*, the difference between a stock's performance on and immediately following an earnings announcement date).

The quality score is calculated from the following signals: gross profitability, share dilution, accruals, changes in net operating assets, carbon emissions intensity and greenhouse gas ("GHG") reduction targets. Carbon emissions intensity is based on the issuer's Scope 1 and Scope 2 GHG emissions (*i.e.*, direct emissions from sources that an issuer owns or controls and indirect emissions from the issuer's purchase of energy) relative to peers in its Industry Classification Benchmark ("ICB") Supersector, as reported by Institutional Shareholder Services ("ISS"). The GHG targets signal is based on the robustness of an issuer's GHG reduction targets, including whether they are part of the Science Based Targets initiative ("SBTi") framework; this is assessed by ISS based on its own ESG ratings data and SBTi data.

The value score is calculated from the following signals: current book value-to-price ratio, dividend yield (*i.e.*, 12-month trailing dividend divided by total market capitalization), earnings yield (*i.e.*, 12-month net income divided by total market capitalization), cash flow yield (*i.e.*, 12-month cash flow divided by total market capitalization) and time series normalized cash flow yield over the previous 36 months.

The low volatility score is based on prior 12-month volatility, as calculated by the Index Provider.

The size score seeks to measure an issuer's market capitalization relative to other companies in the Parent Index.

The maximum weight of a single security is 10%, and the sum of security weights that are individually greater than 4.5% must be less than 22.5% of the Underlying Index. The Index Provider also applies other constraints, such as country and sector exposures relative to the Parent Index, among others. The Underlying Index is reviewed and rebalanced quarterly.

As of August 31, 2024, the Underlying Index consisted of approximately 601 constituents from companies in the following countries or regions: Brazil, Chile, China, Colombia, Czech Republic, Egypt, Greece, Hungary, India, Indonesia, Kuwait, Malaysia, Mexico, Philippines, Poland, Qatar, Saudi Arabia, South Africa, South Korea, Taiwan, Thailand, Turkey and the United Arab Emirates.

As of August 31, 2024, a significant portion of the Underlying Index is represented by securities of companies in the financials and technology industries or sectors. The components of the Underlying Index are likely to change over time.

BFA uses an indexing approach to try to achieve the Fund's investment objective. The Fund does not try to "beat" the index it tracks and does not seek temporary defensive positions when markets decline or appear overvalued.

Indexing may eliminate the chance that the Fund will substantially outperform the Underlying Index but also may reduce some of the risks of active management, such as poor security selection.

Indexing seeks to achieve lower costs and better after-tax performance by aiming to keep portfolio turnover low in comparison to actively managed investment companies.

BFA uses a representative sampling indexing strategy to manage the Fund. "Representative sampling" is an indexing strategy that involves investing in a representative sample of securities that collectively has an investment profile similar to that of an applicable underlying index. The securities selected are expected to have, in the aggregate, investment characteristics (based on factors such as market capitalization and industry weightings), fundamental characteristics (such as return variability and yield) and liquidity measures similar to those of an applicable underlying index. The Fund may or may not hold all of the securities in the Underlying Index.

The Fund generally will invest at least 80% of its assets in the component securities of its Underlying Index and in investments that have economic characteristics that are substantially identical to the component securities of its Underlying Index (*i.e.*, depositary receipts representing securities of the Underlying Index) and may invest up to 20% of its assets in certain futures, options and swap contracts, cash and cash equivalents, including shares of money market funds advised by BFA or its affiliates, as well as in securities not included in the Underlying Index, but which BFA believes will help the Fund track the Underlying Index. Cash and cash equivalent investments associated with a derivative position will be treated as part of that position for the purposes of calculating the percentage of investments included in the Underlying Index. The Fund seeks to track the investment results of the Underlying Index before fees and expenses of the Fund.

The Fund may lend securities representing up to one-third of the value of the Fund's total assets (including the value of any collateral received).

The Underlying Index is sponsored by STOXX, which is independent of the Fund and BFA. The Index Provider determines the composition and relative weightings of the securities in the Underlying Index and publishes information regarding the market value of the Underlying Index.

Industry Concentration Policy. The Fund will concentrate its investments (*i.e.*, hold 25% or more of its total assets) in a particular industry or group of industries to approximately the same extent that the Underlying Index is concentrated. For purposes of this limitation, securities of the U.S. government (including its agencies and instrumentalities) and repurchase agreements collateralized by U.S. government securities are not considered to be issued by members of any industry.

Summary of Principal Risks

As with any investment, you could lose all or part of your investment in the Fund, and the Fund's performance could trail that of other investments. The Fund is subject to certain risks, including the principal risks noted below, any of which may adversely affect the Fund's net asset value per share ("NAV"), trading price, yield, total return and ability to meet its investment objective. Certain key risks are prioritized below (with others following in alphabetical order), but the relative significance of any

risk is difficult to predict and may change over time. You should review each risk factor carefully.

Risk of Investing in Emerging Markets. Investments in emerging market issuers may be subject to a greater risk of loss than investments in issuers located or operating in more developed markets. Emerging markets may be more likely to experience inflation, social instability, political turmoil or rapid changes in economic conditions than more developed markets. Companies in many emerging markets are not subject to the same degree of regulatory requirements, accounting standards or auditor oversight as companies in more developed countries, and as a result, information about the securities in which the Fund invests may be less reliable or complete. Emerging markets often have less reliable securities valuations and greater risk associated with custody of securities than developed markets. There may be significant obstacles to obtaining information necessary for investigations into or litigation against companies and shareholders may have limited legal remedies. The Fund does not select investments based on investor protection considerations.

Style Factors Risk. Each of the five equity style factors (*i.e.*, momentum, quality, value, low volatility and low size) that determine the weight of each component security in the Underlying Index has characteristics that may cause the Fund to underperform the Parent Index or the market as a whole.

Momentum Factor Risk. Securities that previously exhibited greater momentum characteristics may not continue to experience positive momentum, and such a change could occur quickly. Momentum securities may experience more volatility than the market as a whole.

Quality Factor Risk. Securities that previously exhibited greater quality characteristics than other securities may not continue to be quality securities. Many factors can impact a security's quality and performance, and such factors and their impact may be difficult to predict.

Value Factor Risk. Value securities are those issued by companies that may be perceived as undervalued. Such securities may decline in price or fail to appreciate for long periods of time, and they may never realize their full potential value.

Low Volatility Factor Risk. Low volatility securities may underperform the broader market during periods of strong, rising or speculative stock prices. The prices of such securities may not be any less volatile (and could be more volatile) than the market as a whole.

Low Size Factor Risk. Companies with relatively smaller market capitalization within the Fund's capitalization range may be less stable and more susceptible to adverse developments. Low size securities may be more volatile and less liquid than securities on the larger end of the Fund's capitalization range.

Equity Securities Risk. Equity securities are subject to changes in value, and their values may be more volatile than those of other asset classes. The value of a security may decline for a number of reasons that may directly relate to the issuer as well as due to general industry or market conditions. Common stock is subordinated to preferred securities and debt in a company's capital structure. Common stock has the lowest priority, and the

greatest risk, with respect to dividends and any liquidation payments in the event of an issuer's bankruptcy.

Market Risk. The Fund could lose money over short periods due to short-term market movements and over longer periods during more prolonged market downturns. Local, regional or global events such as war, acts of terrorism, pandemics or other public health issues, recessions, the prospect or occurrence of a sovereign default or other financial crisis, or other events could have a significant impact on the Fund and its investments and could result in increased premiums or discounts to the Fund's NAV.

Index-Related Risk. The Index Provider may rely on various sources of information to assess the criteria of components of the Underlying Index, including information that may be based on assumptions and estimates. Neither the Fund nor BFA can offer assurances that the Index Provider's methodology or sources of information will provide an accurate assessment of included components or will result in the Fund meeting its investment objective. Errors in index data, index computations or the construction of the Underlying Index in accordance with its methodology may occur, and the Index Provider may not identify or correct them promptly or at all, which may have an adverse impact on the Fund and its shareholders. Unusual market conditions or other unforeseen circumstances (such as natural disasters, political unrest or war) may impact the Index Provider or a third-party data provider and could cause the Index Provider to postpone a scheduled rebalance. This could cause the Underlying Index to vary from its normal or expected composition.

Asset Class Risk. The securities and other assets in the Underlying Index or in the Fund's portfolio may underperform in comparison to financial markets generally, a particular financial market, another index, or other asset classes.

Authorized Participant Concentration Risk. An "Authorized Participant" is a member or participant of a clearing agency registered with the SEC, which has a written agreement with the Fund or one of its service providers that allows the Authorized Participant to place orders for the purchase and redemption of creation units ("Creation Units"). Only an Authorized Participant may engage in creation or redemption transactions directly with the Fund. There are a limited number of institutions that may act as Authorized Participants for the Fund, including on an agency basis on behalf of other market participants. No Authorized Participant is obligated to engage in creation or redemption transactions. To the extent that Authorized Participants exit the business or do not place creation or redemption orders for the Fund and no other Authorized Participant places orders, Fund shares are more likely to trade at a premium or discount to NAV and possibly face trading halts or delisting.

Commodity Risk. The Fund invests in companies that are susceptible to fluctuations in certain commodity markets and to price changes due to trade relations. Any negative changes in commodity markets that may be due to changes in supply and demand for commodities, market events, war, regulatory developments, other catastrophic events, or other factors that the Fund cannot control could have an adverse impact on those companies.

Concentration Risk. The Fund may be susceptible to an increased risk of loss, including losses due to adverse events that affect the Fund's investments more than the market as a whole, to the extent that the Fund's investments are concentrated in the securities or other assets of one or more issuers, countries or other geographic units, markets, industries, project types, or asset classes.

Currency Risk. Because the Fund's NAV is determined in U.S. dollars, the NAV could decline if the currency of a non-U.S. market in which the Fund invests depreciates against the U.S. dollar or if there are delays or limits on the repatriation of foreign currency. Currency exchange rates can be very volatile and can change quickly and unpredictably. As a result, the Fund's NAV may change quickly and without warning. In addition, the Fund may incur costs in connection with conversions between U.S. dollars and foreign currencies.

Custody Risk. Less developed securities markets are more likely to experience problems with the clearing and settlement of trades, as well as the custody of securities and other assets by local banks, agents and depositories. These issues may have an adverse impact on the Fund, including losses or delays in payments, delivery or recovery of money or other assets.

Cybersecurity Risk. Failures or breaches of the electronic systems of the Fund, its adviser, distributor, Index Provider, other service providers, counterparties, or issuers of assets in which the Fund invests may cause disruptions that negatively impact the Fund and its shareholders. While the Fund has established business continuity plans and risk management systems seeking to address system breaches or failures, there are inherent limitations in such plans and systems. The Fund cannot control the cybersecurity plans and systems of its service providers, counterparties, and other third parties whose activities affect the Fund. In addition, cyber incidents may adversely impact the issuers of securities in which the Fund invests, which may cause such investments to lose value.

ESG Risk. To the extent that the Underlying Index uses criteria related to the ESG characteristics of issuers, this may limit the types and number of investment opportunities available to the Fund and, as a result, the Fund may underperform other funds whose underlying index does not use ESG criteria. The Underlying Index's use of ESG criteria may result in the Fund investing in, or allocating greater weight to, securities or market sectors that underperform the market as a whole or underperform other funds that use ESG criteria. In addition, the use of representative sampling may result in divergence of the Fund's overall ESG characteristics or ESG risk from those of the Underlying Index. The Index Provider may evaluate security-level ESG data and, if applicable, ESG objectives or constraints that are relevant to the Underlying Index only at index reviews or rebalances. Securities included in the Underlying Index may cease to meet the relevant ESG criteria but may nevertheless remain in the Underlying Index and the Fund until the next review or rebalance by the Index Provider. As a result, certain securities in the Underlying Index, or the Underlying Index as a whole, may not meet the relevant ESG objectives or constraints at all times.

Financial Companies Risk. Financial services companies are subject to extensive governmental regulation and intervention, which may adversely affect their profitability, the scope of their

activities, the prices they can charge, the amount of capital and liquid assets they must maintain and their size, among other things. Financial services companies also may be significantly affected by, among other things, interest rates, economic conditions, volatility in financial markets, credit rating downgrades, adverse public perception, exposure concentration and counterparty risk.

Issuer Risk. The performance of the Fund depends on the performance of individual securities or other assets to which the Fund has exposure. The value of securities or other assets may decline, or perform differently from the market as a whole, due to changes in the financial condition or credit rating of the issuer or counterparty.

Large-Capitalization Companies Risk. Large-capitalization companies may be less able than smaller-capitalization companies to adapt to changing market conditions and competitive challenges. Large-capitalization companies may be more mature and subject to more limited growth potential compared with smaller-capitalization companies. The performance of large-capitalization companies could trail the overall performance of the broader securities markets.

Large Shareholder and Large-Scale Redemption Risk. Certain shareholders of the Fund, including an Authorized Participant, a third-party investor, the Fund's adviser, an affiliate of the Fund's adviser, a market maker, or another entity, may from time to time own or manage a substantial amount of Fund shares, or may hold their investment in the Fund for a limited period of time. There can be no assurance that any large shareholder or large group of shareholders would not redeem their investment. Redemptions of a large number of Fund shares could require the Fund to dispose of assets to meet the redemption requests, which can accelerate the realization of taxable income and/or capital gains and cause the Fund to make taxable distributions to its shareholders earlier than the Fund otherwise would have. In addition, under certain circumstances, non-redeeming shareholders may be treated as receiving a disproportionately large taxable distribution during or with respect to such year. In some circumstances, the Fund may hold a relatively large proportion of its assets in cash in anticipation of large redemptions, diluting its investment returns. These large redemptions may also force the Fund to sell portfolio securities or other assets when it might not otherwise do so, which may negatively impact the Fund's NAV, increase the Fund's brokerage costs and/or have a material effect on the market price of Fund shares.

Management Risk. The Fund generally does not attempt to take defensive positions under any market conditions, including declining markets. As the Fund will not fully replicate the Underlying Index and may hold securities or other assets not included in the Underlying Index, it is subject to the risk that the investment strategy of BFA may not produce the intended results. There is no guarantee that the Fund's investment results will have a high degree of correlation to those of the Underlying Index or that the Fund will achieve its investment objective.

Market Trading Risk. The Fund faces numerous market trading risks, including the potential lack of an active market for Fund shares (including through a trading halt), losses from trading in secondary markets, periods of high volatility, and disruptions in the process of creating and redeeming Fund shares. Any of these

factors, among others, may lead to the Fund's shares trading in the secondary market at a premium or discount to NAV or to the intraday value of the Fund's portfolio holdings. If you buy Fund shares at a time when the market price is at a premium to NAV or sell Fund shares at a time when the market price is at a discount to NAV, you may pay significantly more or receive significantly less than the underlying value of the Fund shares.

Mid-Capitalization Companies Risk. Compared to large-capitalization companies, mid-capitalization companies may be less stable and more susceptible to adverse developments. The securities of mid-capitalization companies may be more volatile and less liquid than those of large-capitalization companies. As a result, the Fund's share price may be more volatile than that of a fund with a greater investment in large-capitalization stocks.

National Closed Market Trading Risk. To the extent that securities or other assets held by the Fund trade on foreign exchanges or in foreign markets that may be closed when the securities exchange on which the Fund's shares trade is open, there are likely to be deviations between such asset's current price and its last quoted price (*i.e.*, the quote from the closed foreign market to the Fund). The impact of a closed foreign market on the Fund is likely to be greater where a large portion of the Fund's holdings trade on a closed foreign market or when a foreign market is closed for unscheduled reasons. These deviations could result in premiums or discounts to the Fund's NAV that may be greater than those experienced by other funds.

Non-U.S. Securities Risk. Securities issued by non-U.S. issuers (including depositary receipts) are subject to different legal, regulatory, political, economic, and market risks than securities issued by U.S. issuers. These risks include greater market volatility, less market liquidity, higher transaction costs, expropriation, confiscatory taxation, adverse changes in foreign investment or currency control regulations, restrictions on the repatriation of capital, and political instability. Non-U.S. issuers may be subject to different accounting, audit and financial reporting standards than U.S. issuers, and there may be less publicly available information about non-U.S. issuers. Foreign market trading hours, different clearing and settlement procedures, and holiday schedules may limit the Fund's ability to engage in portfolio transactions. To the extent that investments are made in a limited number of countries, events in those countries will have a more significant impact on the Fund. The Fund is specifically exposed to **Asian Economic Risk**.

Operational Risk. The Fund is exposed to operational risks arising from a number of factors, including, but not limited to, human error, processing and communication errors, errors of the Fund's service providers, counterparties or other third parties, failed or inadequate processes and technology or systems failures. The Fund and BFA seek to reduce these operational risks through controls and procedures. However, these measures do not address every possible risk and may be inadequate to address significant operational risks.

Reliance on Trading Partners Risk. The Fund invests in countries or regions whose economies are heavily dependent upon trading with key partners. Any reduction in this trading may have an adverse impact on the Fund's investments. Through its holdings of securities of certain issuers, the Fund is specifically exposed to **Asian Economic Risk**.

Risk of Investing in China. Investments in Chinese securities, including certain Hong Kong-listed and U.S.-listed securities, subject the Fund to risks specific to China. China may be subject to considerable degrees of economic, political and social instability. China is an emerging market and demonstrates significantly higher volatility from time to time in comparison to developed markets. Over the last few decades, the Chinese government has undertaken reform of economic and market practices and has expanded the sphere of private ownership of property in China. However, Chinese markets generally continue to experience inefficiency, volatility and pricing anomalies resulting from governmental influence, a lack of publicly available information and/or political and social instability.

Chinese companies are also subject to the risk that Chinese authorities can intervene in their operations and structure. Internal social unrest or confrontations with neighboring countries, including military conflicts in response to such events, may also disrupt economic development in China and result in a greater risk of currency fluctuations, currency non-convertibility, interest rate fluctuations and higher rates of inflation.

China has experienced security concerns, such as terrorism and strained international relations. Additionally, China is alleged to have participated in state-sponsored cyberattacks against foreign companies and foreign governments. Actual and threatened responses to such activity and strained international relations, including purchasing restrictions, sanctions, tariffs or cyberattacks on the Chinese government or Chinese companies, may impact China's economy and Chinese issuers of securities in which the Fund invests. Incidents involving China's or the region's security may cause uncertainty in Chinese markets and may adversely affect the Chinese economy and the Fund's investments. Export growth continues to be a major driver of China's rapid economic growth. Reduction in spending on Chinese products and services, supply chain diversification, institution of additional tariffs or other trade barriers (including as a result of heightened trade tensions or a trade war between China and the U.S. or in response to actual or alleged Chinese cyber activity) or a downturn in any of the economies of China's key trading partners may have an adverse impact on the Chinese economy. The Underlying Index may include companies that are subject to economic or trade restrictions (but not investment restrictions) imposed by the U.S. or other governments due to national security, human rights or other concerns of such government. So long as these restrictions do not include restrictions on investments, the Fund is generally expected to invest in such companies, consistent with its objective to track the performance of the Underlying Index.

Chinese companies, including Chinese companies that are listed on U.S. exchanges, are not subject to the same degree of regulatory requirements, accounting standards or auditor oversight as companies in more developed countries. As a result, information about the Chinese securities in which the Fund invests may be less reliable or complete. Chinese companies with securities listed on U.S. exchanges may be delisted if they do not meet U.S. accounting standards and auditor oversight requirements, which would significantly decrease the liquidity and value of the securities. There may be significant obstacles to obtaining information necessary for investigations into or litigation against Chinese companies, and shareholders may have

limited legal remedies. The Fund does not select investments based on investor protection considerations.

Risk of Investing in India. Investments in Indian issuers involve risks that are specific to India, including legal, regulatory, political, currency and economic risks. Political and legal uncertainty, greater government control over the economy, currency fluctuations or blockage, and the risk of nationalization or expropriation of assets may result in higher potential for losses. The securities markets in India are relatively underdeveloped and may subject the Fund to higher transaction costs or greater uncertainty than investments in more developed securities markets.

Risk of Investing in Russia. Investing in Russian securities involves significant risks, including legal, regulatory, currency and economic risks that are specific to Russia. In addition, investing in Russian securities involves risks associated with the settlement of portfolio transactions and loss of the Fund's ownership rights in its portfolio securities as a result of the system of share registration and custody in Russia. Governments, including the U.S., the U.K., the E.U., and many other countries have imposed economic sanctions on certain Russian individuals and Russian corporate and banking entities, and jurisdictions may also institute broader sanctions on Russia. Russia has issued a number of countersanctions, some of which restrict the distribution of profits by limited liability companies (e.g., dividends), and prohibit Russian persons from entering into transactions with designated persons from "unfriendly states" as well as the export of raw materials or other products from Russia to certain sanctioned persons.

Russia launched a large-scale invasion of Ukraine on February 24, 2022. The extent and duration of the military action, resulting sanctions and resulting future market disruptions, including declines in its stock markets and the value of the ruble against the U.S. dollar, are impossible to predict, but could be significant. Disruptions caused by Russian military action or other actions (including cyberattacks and espionage) or resulting actual and threatened responses to such activity, including purchasing and financing restrictions, boycotts or changes in consumer or purchaser preferences, sanctions, import and export restrictions, tariffs or cyberattacks on the Russian government, Russian companies, or Russian individuals, including politicians, may impact Russia's economy and Russian companies in which the Fund invests. Actual and threatened responses to Russian military action may also impact the markets for certain Russian commodities, such as oil and natural gas, as well as other sectors of the Russian economy, and are likely to have collateral impacts on such sectors globally. Russian companies may be unable to pay dividends and, if they pay dividends, the Fund may be unable to receive them. As a result of sanctions, the Fund is currently restricted from trading in Russian securities, including those in its portfolio, and the Underlying Index has removed Russian securities. It is unknown when, or if, sanctions may be lifted or the Fund's ability to trade in Russian securities will resume.

Risk of Investing in Saudi Arabia. Investing in Saudi Arabian issuers subjects the Fund to legal, regulatory, political, currency, security, and economic risks that are specific to Saudi Arabia. The economy of Saudi Arabia is dominated by petroleum exports. A sustained decrease in petroleum prices could have a negative

impact on all aspects of the economy. Investments in the securities of Saudi Arabian issuers involve risks not typically associated with investments in securities of issuers in more developed countries, which may negatively affect the value of the Fund's investments. Such heightened risks may include, among others, the expropriation and/or nationalization of assets, restrictions on and government intervention in international trade, confiscatory taxation, political instability, including authoritarian and/or military involvement in governmental decision-making, armed conflict, crime and instability as a result of religious, ethnic and/or socioeconomic unrest. Instability in the Middle East region could adversely impact the economy of Saudi Arabia, and there is no assurance of political stability in Saudi Arabia.

The ability of foreign investors to invest in the securities of Saudi Arabian companies could be restricted by the Saudi Arabian government at any time, and unforeseen risks could materialize with respect to foreign ownership of such securities. There are a number of ways to conduct transactions in equity securities in the Saudi Arabian market. The Fund generally expects to transact in a manner so that it is not limited by Saudi Arabian regulations to a single broker. However, there may be a limited number of brokers who can provide services to the Fund, which may have an adverse impact on the prices, quantity or timing of Fund transactions.

Securities Lending Risk. The Fund may engage in securities lending. Securities lending involves the risk that the Fund may lose money because the borrower of the loaned securities fails to return the securities in a timely manner or at all. The Fund could also lose money in the event of a decline in the value of collateral provided for loaned securities or a decline in the value of any investments made with cash collateral. These events could also trigger adverse tax consequences for the Fund.

Technology Companies Risk. Technology companies and companies that rely heavily on technological advances may have limited product lines, markets, financial resources, supply chains and personnel. These companies typically face intense competition, potentially rapid product obsolescence and changes in product cycles and customer preferences. They may face unexpected risks and costs associated with technological developments, such as artificial intelligence and machine learning. Technology companies also depend heavily on intellectual property rights and may be adversely affected by the loss or impairment of those rights. Technology companies may face increased government scrutiny and may be subject to adverse government or legal action.

Tracking Error Risk. The Fund may be subject to "tracking error," which is the divergence of the Fund's performance from that of the Underlying Index. Tracking error may occur due to a number of factors, including differences between the securities and other assets held in the Fund's portfolio and those included in the Underlying Index; differences in the timing and methodologies used to value securities and other assets; transaction costs and other expenses incurred by the Fund that the Underlying Index does not incur; the Fund's holding of uninvested cash; differences in the timing of the accrual or the valuation of dividends or interest received by the Fund or distributions paid to Fund shareholders; tax gains or losses; the requirements for the Fund to maintain pass-through tax treatment; portfolio transactions carried out to minimize the distribution of capital gains to

shareholders; the acceptance of custom baskets; changes to the Underlying Index; and impacts to the Fund of complying with certain regulatory requirements or limits. Tracking error risk may be heightened during times of increased market volatility or other unusual market conditions. A Fund that tracks an index with exposure to non-U.S. issuers may experience higher tracking error than ETFs that do not track such indexes.

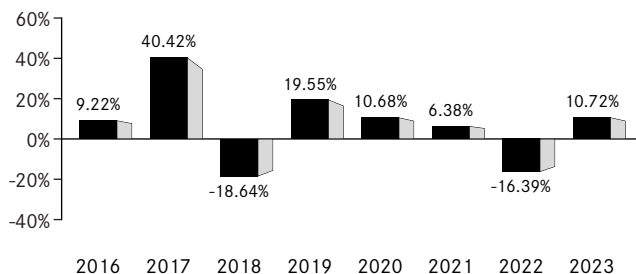
Valuation Risk. The price that the Fund could receive upon the sale (or other disposition) of a security or other asset may differ from the Fund's valuation of the security or other asset, particularly for securities or other assets that trade in low volume or volatile markets or that are valued using a fair value methodology. The price received by the Fund also may differ from

the value used by the Underlying Index. In addition, the value of the securities or other assets in the Fund's portfolio may change on days or during time periods when investors are not able to purchase or sell Fund shares. Authorized Participants that create or redeem Fund shares on days when the Fund is holding fair-valued securities or other assets may receive fewer or more shares, or lower or higher redemption proceeds, than they would have received had the securities or other assets not been fair valued or been valued using a different methodology. The ability to value investments may be impacted by technological issues or errors by pricing services or other third-party service providers.

Performance Information

The performance information below illustrates how the Fund's performance has varied over different periods and provides some indication of the risks of investing in the Fund. The bar chart shows how the performance of the Fund has varied from one calendar year to another over the periods shown. The table compares the Fund's performance to that of an appropriate broad-based securities market index and the Underlying Index. Fund returns assume the reinvestment of any dividends and distributions. The Fund's returns reflect the impact of any agreements to waive or reimburse expenses, which would reduce performance if not in effect. Past performance (before and after taxes) does not necessarily indicate how the Fund will perform in the future. Updated performance information, including the Fund's current NAV, may be obtained by visiting www.iShares.com or by calling 1-800-iShares (1-800-474-2737) (toll free).

Calendar Year-by-Year Returns



	<u>Return (%)</u>	<u>Period Ended</u>
Calendar Year-to-Date Return	17.45%	September 30, 2024
During the periods shown in the chart:		
Best Quarter	16.16%	June 30, 2020
Worst Quarter	-24.27%	March 31, 2020

Average Annual Total Returns (for the periods ended December 31, 2023)

	<u>One Year</u>	<u>Five Years</u>	<u>Since Fund Inception</u>
(Inception Date: 12/8/2015)			
Return Before Taxes	10.72%	5.44%	6.06%
Return After Taxes on Distributions	9.05%	4.62%	5.36%
Return After Taxes on Distributions and Sale of Fund Shares	7.25%	4.25%	4.81%
S&P Emerging Broad Market Index ¹ (Returns do not reflect deductions for fees, expenses or taxes)	10.46%	4.68%	6.20%
STOXX Emerging Markets Equity Factor Index ² (Returns do not reflect deductions for fees, expenses or taxes)	11.68%	6.33%	6.65%

¹ The Fund has added this broad-based index in response to new regulatory requirements.

² Effective March 1, 2023, the Fund's Underlying Index changed from the MSCI Emerging Markets Diversified Multiple-Factor Index to the STOXX Emerging Markets Equity Factor Index.

After-tax returns in the table above are calculated using the historical highest individual U.S. federal marginal income tax rates and do not reflect the impact of state or local taxes. Actual after-tax returns depend on an investor's tax situation and may differ from those shown, and after-tax returns shown are not relevant to tax-exempt investors or investors who hold shares through tax-deferred arrangements, such as 401(k) plans or individual retirement accounts ("IRAs"). Fund returns after taxes on distributions and sales of Fund shares are calculated assuming that an investor has sufficient capital gains of the same character from other investments to offset any capital losses from the sales of Fund shares. As a result, Fund returns after taxes on distributions and sales of Fund shares may exceed Fund returns before taxes and/or returns after taxes on distributions.

Management

Investment Adviser. BlackRock Fund Advisors.

Portfolio Managers. Jennifer Hsui, Greg Savage and Paul Whitehead (the “Portfolio Managers”) are primarily responsible for the day-to-day management of the Fund. Each Portfolio Manager supervises a portfolio management team. Ms. Hsui and Mr. Savage have been Portfolio Managers of the Fund since 2015. Mr. Whitehead has been a Portfolio Manager of the Fund since 2022.

Purchase and Sale of Fund Shares

The Fund is an ETF. Individual shares of the Fund may only be bought and sold in the secondary market through a broker-dealer. Because ETF shares trade at market prices rather than at NAV, shares may trade at a price greater than NAV (a premium) or less than NAV (a discount). An investor may incur costs attributable to the difference between the highest price a buyer is willing to pay to purchase shares of the Fund (bid) and the lowest price a seller is willing to accept for shares of the Fund (ask) when buying or selling shares in the secondary market (the “bid-ask spread”).

Tax Information

The Fund intends to make distributions that may be taxable to you as ordinary income or capital gains, unless you are investing through a tax-deferred arrangement such as a 401(k) plan or an IRA, in which case, your distributions generally will be taxed when withdrawn.

Payments to Broker-Dealers and Other Financial Intermediaries

If you purchase shares of the Fund through a broker-dealer or other financial intermediary (such as a bank), BFA or other related companies may pay the intermediary for marketing activities and presentations, educational training programs, conferences, the development of technology platforms and reporting systems or other services related to the sale or promotion of the Fund. These payments may create a conflict of interest by influencing the broker-dealer or other intermediary and your salesperson to recommend the Fund over another investment. Ask your salesperson or visit your financial intermediary’s website for more information.

iSHARES[®] ESG AWARE MSCI EM ETF

Ticker: ESGE

Stock Exchange: Nasdaq

Investment Objective

The iShares ESG Aware MSCI EM ETF (the “Fund”) seeks to track the investment results of an index composed of large- and mid-capitalization emerging market equities that have positive environmental, social and governance characteristics as identified by the index provider while exhibiting risk and return characteristics similar to those of the parent index.

Fees and Expenses

The following table describes the fees and expenses that you will incur if you buy, hold and sell shares of the Fund. The investment advisory agreement between iShares, Inc. (the “Company”) and BlackRock Fund Advisors (“BFA”) (the “Investment Advisory Agreement”) provides that BFA will pay all operating expenses of the Fund, except: (i) the management fees, (ii) interest expenses, (iii) taxes, (iv) expenses incurred with respect to the acquisition and disposition of portfolio securities and the execution of portfolio transactions, including brokerage commissions, (v) distribution fees or expenses, and (vi) litigation expenses and any extraordinary expenses.

You may pay other fees, such as brokerage commissions and other fees to financial intermediaries, which are not reflected in the tables and examples below.

Annual Fund Operating Expenses (ongoing expenses that you pay each year as a percentage of the value of your investments) ¹			
<u>Management Fees</u>	<u>Distribution and Service (12b-1) Fees</u>	<u>Other Expenses</u>	<u>Total Annual Fund Operating Expenses</u>
0.25%	None	0.01%	0.26%

¹ Operating expenses paid by BFA under the Investment Advisory Agreement exclude acquired fund fees and expenses, if any.

Example. This Example is intended to help you compare the cost of owning shares of the Fund with the cost of investing in other funds. The Example assumes that you invest \$10,000 in the Fund for the time periods indicated and then sell all of your shares at the end of those periods. The Example also assumes that your investment has a 5% return each year and that the Fund’s operating expenses remain the same. Although your actual costs may be higher or lower, based on these assumptions, your costs would be:

<u>1 Year</u>	<u>3 Years</u>	<u>5 Years</u>	<u>10 Years</u>
\$27	\$84	\$146	\$331

Portfolio Turnover. The Fund may pay transaction costs, such as commissions, when it buys and sells securities (or “turns over” its portfolio). A higher portfolio turnover rate may indicate higher transaction costs and may result in higher taxes when Fund shares are held in a taxable account. These costs, which are not reflected in the Annual Fund Operating Expenses or in the Example, affect the Fund’s performance. During the most recent fiscal year, the Fund’s portfolio turnover rate was 32% of the average value of its portfolio.

Principal Investment Strategies

The Fund seeks to track the investment results of the MSCI Emerging Markets Extended ESG Focus Index (the “Underlying Index”), which has been developed by MSCI Inc. (the “Index Provider” or “MSCI”). The Underlying Index is an optimized equity index designed to reflect the equity performance of companies that have favorable environmental, social and governance (“ESG”) characteristics (as determined by the Index Provider), while exhibiting risk and return characteristics similar to those of the MSCI Emerging Markets Index (the “Parent Index”). The Index Provider begins with the Parent Index and excludes securities of companies involved in the business of tobacco, companies

involved with controversial weapons, producers and retailers of civilian firearms, companies involved in certain fossil fuels-related activity such as the production of thermal coal, thermal coal-based power generation and extraction of oil sands based on revenue or percentage of revenue thresholds for certain categories (e.g. \$20 million or 5%) and categorical exclusions for others (e.g. controversial weapons). The Index Provider also excludes companies that are directly involved in very severe, ongoing business controversies (in each case as determined by the Index Provider), and then follows a quantitative process that is designed to determine optimal weights for securities to maximize exposure to securities of companies with higher ESG ratings, subject to maintaining risk and return characteristics similar to the Parent Index.

For each industry, the Index Provider identifies key ESG issues that can lead to unexpected costs for companies in the medium to long term. The Index Provider then calculates the size of each company’s exposure to each key issue based on the company’s business segment and geographic risk, and analyzes the extent to which companies have developed robust strategies and programs to manage ESG risks and opportunities. Using a sector-specific key issue weighting model, companies are rated and ranked in

comparison to their industry peers. As of August 31, 2024, the Underlying Index consisted of securities from the following 22 countries: Brazil, Chile, China, Colombia, Egypt, Greece, Hungary, India, Indonesia, Kuwait, Malaysia, Mexico, Peru, Poland, Qatar, Saudi Arabia, South Africa, South Korea, Taiwan, Thailand, Turkey and the United Arab Emirates. The Underlying Index includes large- and mid-capitalization companies and may change over time. As of August 31, 2024, a significant portion of the Underlying Index is represented by securities of companies in the financials and technology industries or sectors. The components of the Underlying Index are likely to change over time.

BFA uses an indexing approach to try to achieve the Fund's investment objective. The Fund does not try to "beat" the index it tracks and does not seek temporary defensive positions when markets decline or appear overvalued.

Indexing may eliminate the chance that the Fund will substantially outperform the Underlying Index but also may reduce some of the risks of active management, such as poor security selection. Indexing seeks to achieve lower costs and better after-tax performance by aiming to keep portfolio turnover low in comparison to actively managed investment companies.

BFA uses a representative sampling indexing strategy to manage the Fund. "Representative sampling" is an indexing strategy that involves investing in a representative sample of securities that collectively has an investment profile similar to that of an applicable underlying index. The securities selected are expected to have, in the aggregate, investment characteristics (based on factors such as market capitalization and industry weightings), fundamental characteristics (such as return variability and yield) and liquidity measures similar to those of an applicable underlying index. The Fund may or may not hold all of the securities in the Underlying Index.

The Fund generally will invest at least 90% of its assets in the component securities of the Underlying Index and in investments that have economic characteristics that are substantially identical to the component securities of the Underlying Index (*i.e.*, depositary receipts representing securities of the Underlying Index) and may invest up to 10% of its assets in certain futures, options and swap contracts, cash and cash equivalents, including shares of money market funds advised by BFA or its affiliates, as well as in securities not included in the Underlying Index, but which BFA believes will help the Fund track the Underlying Index. Cash and cash equivalent investments associated with a derivative position will be treated as part of that position for the purposes of calculating the percentage of investments included in the Underlying Index. The Fund seeks to track the investment results of the Underlying Index before fees and expenses of the Fund.

The Fund may lend securities representing up to one-third of the value of the Fund's total assets (including the value of any collateral received).

The Underlying Index is sponsored by MSCI, which is independent of the Fund and BFA. The Index Provider determines the composition and relative weightings of the securities in the Underlying Index and publishes information regarding the market value of the Underlying Index.

Industry Concentration Policy. The Fund will concentrate its investments (*i.e.*, hold 25% or more of its total assets) in a particular industry or group of industries to approximately the same extent that the Underlying Index is concentrated. For purposes of this limitation, securities of the U.S. government (including its agencies and instrumentalities) and repurchase agreements collateralized by U.S. government securities are not considered to be issued by members of any industry.

Summary of Principal Risks

As with any investment, you could lose all or part of your investment in the Fund, and the Fund's performance could trail that of other investments. The Fund is subject to certain risks, including the principal risks noted below, any of which may adversely affect the Fund's net asset value per share ("NAV"), trading price, yield, total return and ability to meet its investment objective. Certain key risks are prioritized below (with others following in alphabetical order), but the relative significance of any risk is difficult to predict and may change over time. You should review each risk factor carefully.

Risk of Investing in Emerging Markets. Investments in emerging market issuers may be subject to a greater risk of loss than investments in issuers located or operating in more developed markets. Emerging markets may be more likely to experience inflation, social instability, political turmoil or rapid changes in economic conditions than more developed markets. Companies in many emerging markets are not subject to the same degree of regulatory requirements, accounting standards or auditor oversight as companies in more developed countries, and as a result, information about the securities in which the Fund invests may be less reliable or complete. Emerging markets often have less reliable securities valuations and greater risk associated with custody of securities than developed markets. There may be significant obstacles to obtaining information necessary for investigations into or litigation against companies and shareholders may have limited legal remedies. The Fund does not select investments based on investor protection considerations.

ESG Risk. To the extent that the Underlying Index uses criteria related to the ESG characteristics of issuers, this may limit the types and number of investment opportunities available to the Fund and, as a result, the Fund may underperform other funds whose underlying index does not use ESG criteria. The Underlying Index's use of ESG criteria may result in the Fund investing in, or allocating greater weight to, securities or market sectors that underperform the market as a whole or underperform other funds that use ESG criteria. In addition, the use of representative sampling may result in divergence of the Fund's overall ESG characteristics or ESG risk from those of the Underlying Index. The Index Provider may evaluate security-level ESG data and, if applicable, ESG objectives or constraints that are relevant to the Underlying Index only at index reviews or rebalances. Securities included in the Underlying Index may cease to meet the relevant ESG criteria but may nevertheless remain in the Underlying Index and the Fund until the next review or rebalance by the Index Provider. As a result, certain securities in the Underlying Index, or the Underlying Index as a whole, may not meet the relevant ESG objectives or constraints at all times.

Equity Securities Risk. Equity securities are subject to changes in value, and their values may be more volatile than those of other asset classes. The value of a security may decline for a number of reasons that may directly relate to the issuer as well as due to general industry or market conditions. Common stock is subordinated to preferred securities and debt in a company's capital structure. Common stock has the lowest priority, and the greatest risk, with respect to dividends and any liquidation payments in the event of an issuer's bankruptcy.

Market Risk. The Fund could lose money over short periods due to short-term market movements and over longer periods during more prolonged market downturns. Local, regional or global events such as war, acts of terrorism, pandemics or other public health issues, recessions, the prospect or occurrence of a sovereign default or other financial crisis, or other events could have a significant impact on the Fund and its investments and could result in increased premiums or discounts to the Fund's NAV.

Index-Related Risk. The Index Provider may rely on various sources of information to assess the criteria of components of the Underlying Index, including information that may be based on assumptions and estimates. Neither the Fund nor BFA can offer assurances that the Index Provider's methodology or sources of information will provide an accurate assessment of included components or will result in the Fund meeting its investment objective. Errors in index data, index computations or the construction of the Underlying Index in accordance with its methodology may occur, and the Index Provider may not identify or correct them promptly or at all, which may have an adverse impact on the Fund and its shareholders. Unusual market conditions or other unforeseen circumstances (such as natural disasters, political unrest or war) may impact the Index Provider or a third-party data provider and could cause the Index Provider to postpone a scheduled rebalance. This could cause the Underlying Index to vary from its normal or expected composition.

Asset Class Risk. The securities and other assets in the Underlying Index or in the Fund's portfolio may underperform in comparison to financial markets generally, a particular financial market, another index, or other asset classes.

Authorized Participant Concentration Risk. An "Authorized Participant" is a member or participant of a clearing agency registered with the SEC, which has a written agreement with the Fund or one of its service providers that allows the Authorized Participant to place orders for the purchase and redemption of creation units ("Creation Units"). Only an Authorized Participant may engage in creation or redemption transactions directly with the Fund. There are a limited number of institutions that may act as Authorized Participants for the Fund, including on an agency basis on behalf of other market participants. No Authorized Participant is obligated to engage in creation or redemption transactions. To the extent that Authorized Participants exit the business or do not place creation or redemption orders for the Fund and no other Authorized Participant places orders, Fund shares are more likely to trade at a premium or discount to NAV and possibly face trading halts or delisting.

Commodity Risk. The Fund invests in companies that are susceptible to fluctuations in certain commodity markets and to price changes due to trade relations. Any negative changes in

commodity markets that may be due to changes in supply and demand for commodities, market events, war, regulatory developments, other catastrophic events, or other factors that the Fund cannot control could have an adverse impact on those companies.

Concentration Risk. The Fund may be susceptible to an increased risk of loss, including losses due to adverse events that affect the Fund's investments more than the market as a whole, to the extent that the Fund's investments are concentrated in the securities or other assets of one or more issuers, countries or other geographic units, markets, industries, project types, or asset classes.

Currency Risk. Because the Fund's NAV is determined in U.S. dollars, the NAV could decline if the currency of a non-U.S. market in which the Fund invests depreciates against the U.S. dollar or if there are delays or limits on the repatriation of foreign currency. Currency exchange rates can be very volatile and can change quickly and unpredictably. As a result, the Fund's NAV may change quickly and without warning. In addition, the Fund may incur costs in connection with conversions between U.S. dollars and foreign currencies.

Custody Risk. Less developed securities markets are more likely to experience problems with the clearing and settlement of trades, as well as the custody of securities and other assets by local banks, agents and depositories. These issues may have an adverse impact on the Fund, including losses or delays in payments, delivery or recovery of money or other assets.

Cybersecurity Risk. Failures or breaches of the electronic systems of the Fund, its adviser, distributor, Index Provider, other service providers, counterparties, or issuers of assets in which the Fund invests may cause disruptions that negatively impact the Fund and its shareholders. While the Fund has established business continuity plans and risk management systems seeking to address system breaches or failures, there are inherent limitations in such plans and systems. The Fund cannot control the cybersecurity plans and systems of its service providers, counterparties, and other third parties whose activities affect the Fund. In addition, cyber incidents may adversely impact the issuers of securities in which the Fund invests, which may cause such investments to lose value.

Financial Companies Risk. Financial services companies are subject to extensive governmental regulation and intervention, which may adversely affect their profitability, the scope of their activities, the prices they can charge, the amount of capital and liquid assets they must maintain and their size, among other things. Financial services companies also may be significantly affected by, among other things, interest rates, economic conditions, volatility in financial markets, credit rating downgrades, adverse public perception, exposure concentration and counterparty risk.

Issuer Risk. The performance of the Fund depends on the performance of individual securities or other assets to which the Fund has exposure. The value of securities or other assets may decline, or perform differently from the market as a whole, due to changes in the financial condition or credit rating of the issuer or counterparty.

Large-Capitalization Companies Risk. Large-capitalization companies may be less able than smaller-capitalization companies to adapt to changing market conditions and competitive challenges. Large-capitalization companies may be more mature and subject to more limited growth potential compared with smaller-capitalization companies. The performance of large-capitalization companies could trail the overall performance of the broader securities markets.

Large Shareholder and Large-Scale Redemption Risk. Certain shareholders of the Fund, including an Authorized Participant, a third-party investor, the Fund's adviser, an affiliate of the Fund's adviser, a market maker, or another entity, may from time to time own or manage a substantial amount of Fund shares, or may hold their investment in the Fund for a limited period of time. There can be no assurance that any large shareholder or large group of shareholders would not redeem their investment. Redemptions of a large number of Fund shares could require the Fund to dispose of assets to meet the redemption requests, which can accelerate the realization of taxable income and/or capital gains and cause the Fund to make taxable distributions to its shareholders earlier than the Fund otherwise would have. In addition, under certain circumstances, non-redeeming shareholders may be treated as receiving a disproportionately large taxable distribution during or with respect to such year. In some circumstances, the Fund may hold a relatively large proportion of its assets in cash in anticipation of large redemptions, diluting its investment returns. These large redemptions may also force the Fund to sell portfolio securities or other assets when it might not otherwise do so, which may negatively impact the Fund's NAV, increase the Fund's brokerage costs and/or have a material effect on the market price of Fund shares.

Management Risk. The Fund generally does not attempt to take defensive positions under any market conditions, including declining markets. As the Fund will not fully replicate the Underlying Index and may hold securities or other assets not included in the Underlying Index, it is subject to the risk that the investment strategy of BFA may not produce the intended results. There is no guarantee that the Fund's investment results will have a high degree of correlation to those of the Underlying Index or that the Fund will achieve its investment objective.

Market Trading Risk. The Fund faces numerous market trading risks, including the potential lack of an active market for Fund shares (including through a trading halt), losses from trading in secondary markets, periods of high volatility, and disruptions in the process of creating and redeeming Fund shares. Any of these factors, among others, may lead to the Fund's shares trading in the secondary market at a premium or discount to NAV or to the intraday value of the Fund's portfolio holdings. If you buy Fund shares at a time when the market price is at a premium to NAV or sell Fund shares at a time when the market price is at a discount to NAV, you may pay significantly more or receive significantly less than the underlying value of the Fund shares.

Mid-Capitalization Companies Risk. Compared to large-capitalization companies, mid-capitalization companies may be less stable and more susceptible to adverse developments. The securities of mid-capitalization companies may be more volatile and less liquid than those of large-capitalization companies. As a

result, the Fund's share price may be more volatile than that of a fund with a greater investment in large-capitalization stocks.

National Closed Market Trading Risk. To the extent that securities or other assets held by the Fund trade on foreign exchanges or in foreign markets that may be closed when the securities exchange on which the Fund's shares trade is open, there are likely to be deviations between such asset's current price and its last quoted price (*i.e.*, the quote from the closed foreign market to the Fund). The impact of a closed foreign market on the Fund is likely to be greater where a large portion of the Fund's holdings trade on a closed foreign market or when a foreign market is closed for unscheduled reasons. These deviations could result in premiums or discounts to the Fund's NAV that may be greater than those experienced by other funds.

Non-U.S. Securities Risk. Securities issued by non-U.S. issuers (including depositary receipts) are subject to different legal, regulatory, political, economic, and market risks than securities issued by U.S. issuers. These risks include greater market volatility, less market liquidity, higher transaction costs, expropriation, confiscatory taxation, adverse changes in foreign investment or currency control regulations, restrictions on the repatriation of capital, and political instability. Non-U.S. issuers may be subject to different accounting, audit and financial reporting standards than U.S. issuers, and there may be less publicly available information about non-U.S. issuers. Foreign market trading hours, different clearing and settlement procedures, and holiday schedules may limit the Fund's ability to engage in portfolio transactions. To the extent that investments are made in a limited number of countries, events in those countries will have a more significant impact on the Fund. The Fund is specifically exposed to **Asian Economic Risk**.

Operational Risk. The Fund is exposed to operational risks arising from a number of factors, including, but not limited to, human error, processing and communication errors, errors of the Fund's service providers, counterparties or other third parties, failed or inadequate processes and technology or systems failures. The Fund and BFA seek to reduce these operational risks through controls and procedures. However, these measures do not address every possible risk and may be inadequate to address significant operational risks.

Reliance on Trading Partners Risk. The Fund invests in countries or regions whose economies are heavily dependent upon trading with key partners. Any reduction in this trading may have an adverse impact on the Fund's investments. Through its holdings of securities of certain issuers, the Fund is specifically exposed to **Asian Economic Risk** and **U.S. Economic Risk**.

Risk of Investing in China. Investments in Chinese securities, including certain Hong Kong-listed and U.S.-listed securities, subject the Fund to risks specific to China. China may be subject to considerable degrees of economic, political and social instability. China is an emerging market and demonstrates significantly higher volatility from time to time in comparison to developed markets. Over the last few decades, the Chinese government has undertaken reform of economic and market practices and has expanded the sphere of private ownership of property in China. However, Chinese markets generally continue to experience inefficiency, volatility and pricing anomalies

resulting from governmental influence, a lack of publicly available information and/or political and social instability.

Chinese companies are also subject to the risk that Chinese authorities can intervene in their operations and structure. Internal social unrest or confrontations with neighboring countries, including military conflicts in response to such events, may also disrupt economic development in China and result in a greater risk of currency fluctuations, currency non-convertibility, interest rate fluctuations and higher rates of inflation.

China has experienced security concerns, such as terrorism and strained international relations. Additionally, China is alleged to have participated in state-sponsored cyberattacks against foreign companies and foreign governments. Actual and threatened responses to such activity and strained international relations, including purchasing restrictions, sanctions, tariffs or cyberattacks on the Chinese government or Chinese companies, may impact China's economy and Chinese issuers of securities in which the Fund invests. Incidents involving China's or the region's security may cause uncertainty in Chinese markets and may adversely affect the Chinese economy and the Fund's investments. Export growth continues to be a major driver of China's rapid economic growth. Reduction in spending on Chinese products and services, supply chain diversification, institution of additional tariffs or other trade barriers (including as a result of heightened trade tensions or a trade war between China and the U.S. or in response to actual or alleged Chinese cyber activity) or a downturn in any of the economies of China's key trading partners may have an adverse impact on the Chinese economy. The Underlying Index may include companies that are subject to economic or trade restrictions (but not investment restrictions) imposed by the U.S. or other governments due to national security, human rights or other concerns of such government. So long as these restrictions do not include restrictions on investments, the Fund is generally expected to invest in such companies, consistent with its objective to track the performance of the Underlying Index.

Chinese companies, including Chinese companies that are listed on U.S. exchanges, are not subject to the same degree of regulatory requirements, accounting standards or auditor oversight as companies in more developed countries. As a result, information about the Chinese securities in which the Fund invests may be less reliable or complete. Chinese companies with securities listed on U.S. exchanges may be delisted if they do not meet U.S. accounting standards and auditor oversight requirements, which would significantly decrease the liquidity and value of the securities. There may be significant obstacles to obtaining information necessary for investigations into or litigation against Chinese companies, and shareholders may have limited legal remedies. The Fund does not select investments based on investor protection considerations.

Risk of Investing in Russia. Investing in Russian securities involves significant risks, including legal, regulatory, currency and economic risks that are specific to Russia. In addition, investing in Russian securities involves risks associated with the settlement of portfolio transactions and loss of the Fund's ownership rights in its portfolio securities as a result of the system of share registration and custody in Russia. Governments, including the U.S., the U.K., the E.U., and many other countries have imposed economic sanctions on certain Russian individuals and Russian

corporate and banking entities, and jurisdictions may also institute broader sanctions on Russia. Russia has issued a number of countersanctions, some of which restrict the distribution of profits by limited liability companies (e.g., dividends), and prohibit Russian persons from entering into transactions with designated persons from "unfriendly states" as well as the export of raw materials or other products from Russia to certain sanctioned persons.

Russia launched a large-scale invasion of Ukraine on February 24, 2022. The extent and duration of the military action, resulting sanctions and resulting future market disruptions, including declines in its stock markets and the value of the ruble against the U.S. dollar, are impossible to predict, but could be significant. Disruptions caused by Russian military action or other actions (including cyberattacks and espionage) or resulting actual and threatened responses to such activity, including purchasing and financing restrictions, boycotts or changes in consumer or purchaser preferences, sanctions, import and export restrictions, tariffs or cyberattacks on the Russian government, Russian companies, or Russian individuals, including politicians, may impact Russia's economy and Russian companies in which the Fund invests. Actual and threatened responses to Russian military action may also impact the markets for certain Russian commodities, such as oil and natural gas, as well as other sectors of the Russian economy, and are likely to have collateral impacts on such sectors globally. Russian companies may be unable to pay dividends and, if they pay dividends, the Fund may be unable to receive them. As a result of sanctions, the Fund is currently restricted from trading in Russian securities, including those in its portfolio, and the Underlying Index has removed Russian securities. It is unknown when, or if, sanctions may be lifted or the Fund's ability to trade in Russian securities will resume.

Risk of Investing in Saudi Arabia. Investing in Saudi Arabian issuers subjects the Fund to legal, regulatory, political, currency, security, and economic risks that are specific to Saudi Arabia. The economy of Saudi Arabia is dominated by petroleum exports. A sustained decrease in petroleum prices could have a negative impact on all aspects of the economy. Investments in the securities of Saudi Arabian issuers involve risks not typically associated with investments in securities of issuers in more developed countries, which may negatively affect the value of the Fund's investments. Such heightened risks may include, among others, the expropriation and/or nationalization of assets, restrictions on and government intervention in international trade, confiscatory taxation, political instability, including authoritarian and/or military involvement in governmental decision-making, armed conflict, crime and instability as a result of religious, ethnic and/or socioeconomic unrest. Instability in the Middle East region could adversely impact the economy of Saudi Arabia, and there is no assurance of political stability in Saudi Arabia.

The ability of foreign investors to invest in the securities of Saudi Arabian companies could be restricted by the Saudi Arabian government at any time, and unforeseen risks could materialize with respect to foreign ownership of such securities. There are a number of ways to conduct transactions in equity securities in the Saudi Arabian market. The Fund generally expects to transact in a manner so that it is not limited by Saudi Arabian regulations to a single broker. However, there may be a limited number of brokers

who can provide services to the Fund, which may have an adverse impact on the prices, quantity or timing of Fund transactions.

Risk of Investing in Taiwan. Investments in Taiwanese issuers involve risks that are specific to Taiwan, including legal, regulatory, political, currency and economic risks. Political and economic developments of Taiwan's neighbors may have an adverse effect on Taiwan's economy. Specifically, Taiwan's geographic proximity and history of political contention with China have resulted in ongoing tensions, which may materially affect the Taiwanese economy and its securities market.

Securities Lending Risk. The Fund may engage in securities lending. Securities lending involves the risk that the Fund may lose money because the borrower of the loaned securities fails to return the securities in a timely manner or at all. The Fund could also lose money in the event of a decline in the value of collateral provided for loaned securities or a decline in the value of any investments made with cash collateral. These events could also trigger adverse tax consequences for the Fund.

Technology Companies Risk. Technology companies and companies that rely heavily on technological advances may have limited product lines, markets, financial resources, supply chains and personnel. These companies typically face intense competition, potentially rapid product obsolescence and changes in product cycles and customer preferences. They may face unexpected risks and costs associated with technological developments, such as artificial intelligence and machine learning. Technology companies also depend heavily on intellectual property rights and may be adversely affected by the loss or impairment of those rights. Technology companies may face increased government scrutiny and may be subject to adverse government or legal action.

Tracking Error Risk. The Fund may be subject to "tracking error," which is the divergence of the Fund's performance from that of the Underlying Index. Tracking error may occur due to a number of factors, including differences between the securities and other

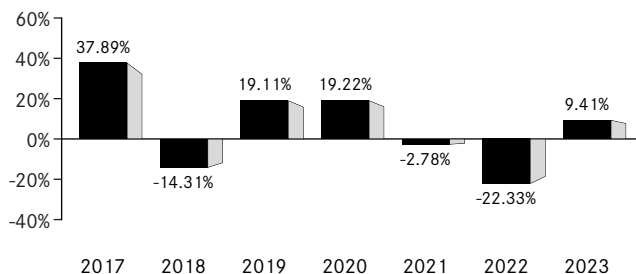
assets held in the Fund's portfolio and those included in the Underlying Index; differences in the timing and methodologies used to value securities and other assets; transaction costs and other expenses incurred by the Fund that the Underlying Index does not incur; the Fund's holding of uninvested cash; differences in the timing of the accrual or the valuation of dividends or interest received by the Fund or distributions paid to Fund shareholders; tax gains or losses; the requirements for the Fund to maintain pass-through tax treatment; portfolio transactions carried out to minimize the distribution of capital gains to shareholders; the acceptance of custom baskets; changes to the Underlying Index; and impacts to the Fund of complying with certain regulatory requirements or limits. Tracking error risk may be heightened during times of increased market volatility or other unusual market conditions. A Fund that tracks an index with exposure to non-U.S. issuers may experience higher tracking error than ETFs that do not track such indexes.

Valuation Risk. The price that the Fund could receive upon the sale (or other disposition) of a security or other asset may differ from the Fund's valuation of the security or other asset, particularly for securities or other assets that trade in low volume or volatile markets or that are valued using a fair value methodology. The price received by the Fund also may differ from the value used by the Underlying Index. In addition, the value of the securities or other assets in the Fund's portfolio may change on days or during time periods when investors are not able to purchase or sell Fund shares. Authorized Participants that create or redeem Fund shares on days when the Fund is holding fair-valued securities or other assets may receive fewer or more shares, or lower or higher redemption proceeds, than they would have received had the securities or other assets not been fair valued or been valued using a different methodology. The ability to value investments may be impacted by technological issues or errors by pricing services or other third-party service providers.

Performance Information

The performance information below illustrates how the Fund's performance has varied over different periods and provides some indication of the risks of investing in the Fund. The bar chart shows how the performance of the Fund has varied from one calendar year to another over the periods shown. The table compares the Fund's performance to that of an appropriate broad-based securities market index and the Underlying Index. Fund returns assume the reinvestment of any dividends and distributions. The Fund's returns reflect the impact of any agreements to waive or reimburse expenses, which would reduce performance if not in effect. Past performance (before and after taxes) does not necessarily indicate how the Fund will perform in the future. Updated performance information, including the Fund's current NAV, may be obtained by visiting www.iShares.com or by calling 1-800-iShares (1-800-474-2737) (toll free).

Calendar Year-by-Year Returns



	<u>Return (%)</u>	<u>Period Ended</u>
Calendar Year-to-Date Return	14.28%	September 30, 2024
During the periods shown in the chart:		
Best Quarter	19.99%	December 31, 2020
Worst Quarter	-23.44%	March 31, 2020

Average Annual Total Returns (for the periods ended December 31, 2023)

	<u>One Year</u>	<u>Five Years</u>	<u>Since Fund Inception</u>
(Inception Date: 6/28/2016)			
Return Before Taxes	9.41%	3.24%	5.57%
Return After Taxes on Distributions	8.78%	2.71%	5.08%
Return After Taxes on Distributions and Sale of Fund Shares	6.10%	2.57%	4.45%
MSCI Emerging Markets Index¹ (Returns do not reflect deductions for fees, expenses or taxes)	9.83%	3.68%	5.77%
MSCI Emerging Markets Extended ESG Focus Index² (Returns do not reflect deductions for fees, expenses or taxes)	9.98%	3.69%	6.09%

¹ The Fund has added this broad-based index in response to new regulatory requirements.

² Index returns through May 31, 2018 reflect the performance of the MSCI Emerging Markets ESG Focus Index. Index returns beginning on June 1, 2018 reflect the performance of the MSCI Emerging Markets Extended ESG Focus Index, which, effective as of June 1, 2018, replaced the MSCI Emerging Markets ESG Focus Index as the Underlying Index of the Fund. This return reflects the net total return version of the Index, which is calculated including dividends but withholds taxes based on the maximum withholding tax rates applicable to dividends received by non-resident investors. The Index returns shown above assume dividends are reinvested after the deduction of withholding taxes using tax rates that may be higher than actually incurred by the Fund.

After-tax returns in the table above are calculated using the historical highest individual U.S. federal marginal income tax rates and do not reflect the impact of state or local taxes. Actual after-tax returns depend on an investor's tax situation and may differ from those shown, and after-tax returns shown are not relevant to tax-exempt investors or investors who hold shares through tax-deferred arrangements, such as 401(k) plans or individual retirement accounts ("IRAs"). Fund returns after taxes on distributions and sales of Fund shares are calculated assuming that an investor has sufficient capital gains of the same character from other investments to offset any capital losses from the sales of Fund shares. As a result, Fund returns after taxes on distributions and sales of Fund shares may exceed Fund returns before taxes and/or returns after taxes on distributions.

Management

Investment Adviser. BlackRock Fund Advisors.

Portfolio Managers. Jennifer Hsui, Greg Savage and Paul Whitehead (the “Portfolio Managers”) are primarily responsible for the day-to-day management of the Fund. Each Portfolio Manager supervises a portfolio management team. Ms. Hsui and Mr. Savage have been Portfolio Managers of the Fund since 2016. Mr. Whitehead has been a Portfolio Manager of the Fund since 2022.

Purchase and Sale of Fund Shares

The Fund is an ETF. Individual shares of the Fund may only be bought and sold in the secondary market through a broker-dealer. Because ETF shares trade at market prices rather than at NAV, shares may trade at a price greater than NAV (a premium) or less than NAV (a discount). An investor may incur costs attributable to the difference between the highest price a buyer is willing to pay to purchase shares of the Fund (bid) and the lowest price a seller is willing to accept for shares of the Fund (ask) when buying or selling shares in the secondary market (the “bid-ask spread”).

Tax Information

The Fund intends to make distributions that may be taxable to you as ordinary income or capital gains, unless you are investing through a tax-deferred arrangement such as a 401(k) plan or an IRA, in which case, your distributions generally will be taxed when withdrawn.

Payments to Broker-Dealers and Other Financial Intermediaries

If you purchase shares of the Fund through a broker-dealer or other financial intermediary (such as a bank), BFA or other related companies may pay the intermediary for marketing activities and presentations, educational training programs, conferences, the development of technology platforms and reporting systems or other services related to the sale or promotion of the Fund. These payments may create a conflict of interest by influencing the broker-dealer or other intermediary and your salesperson to recommend the Fund over another investment. Ask your salesperson or visit your financial intermediary’s website for more information.

iSHARES[®] MSCI BIC ETF

Ticker: BKF

Stock Exchange: NYSE Arca

Investment Objective

The iShares MSCI BIC ETF (the “Fund”) seeks to track the investment results of an index composed of Chinese equities that are available to international investors, and Brazilian and Indian equities.

Fees and Expenses

The following table describes the fees and expenses that you will incur if you buy, hold and sell shares of the Fund. The investment advisory agreement between iShares, Inc. (the “Company”) and BlackRock Fund Advisors (“BFA”) (the “Investment Advisory Agreement”) provides that BFA will pay all operating expenses of the Fund, except: (i) the management fees, (ii) interest expenses, (iii) taxes, (iv) expenses incurred with respect to the acquisition and disposition of portfolio securities and the execution of portfolio transactions, including brokerage commissions, (v) distribution fees or expenses, and (vi) litigation expenses and any extraordinary expenses.

You may pay other fees, such as brokerage commissions and other fees to financial intermediaries, which are not reflected in the tables and examples below.

Annual Fund Operating Expenses (ongoing expenses that you pay each year as a percentage of the value of your investments) ¹			
Management Fees	Distribution and Service (12b-1) Fees	Other Expenses ²	Total Annual Fund Operating Expenses
0.72%	None	0.00%	0.72%

¹ Operating expenses paid by BFA under the Investment Advisory Agreement exclude acquired fund fees and expenses, if any.

² The amount rounded to 0.00%.

Example. This Example is intended to help you compare the cost of owning shares of the Fund with the cost of investing in other funds. The Example assumes that you invest \$10,000 in the Fund for the time periods indicated and then sell all of your shares at the end of those periods. The Example also assumes that your investment has a 5% return each year and that the Fund’s operating expenses remain the same. Although your actual costs may be higher or lower, based on these assumptions, your costs would be:

<u>1 Year</u>	<u>3 Years</u>	<u>5 Years</u>	<u>10 Years</u>
\$74	\$230	\$401	\$894

Portfolio Turnover. The Fund may pay transaction costs, such as commissions, when it buys and sells securities (or “turns over” its portfolio). A higher portfolio turnover rate may indicate higher transaction costs and may result in higher taxes when Fund shares are held in a taxable account. These costs, which are not reflected in the Annual Fund Operating Expenses or in the Example, affect the Fund’s performance. During the most recent fiscal year, the Fund’s portfolio turnover rate was 10% of the average value of its portfolio.

Principal Investment Strategies

The Fund seeks to track the investment results of the MSCI BIC Index (the “Underlying Index”), which is a free float-adjusted market capitalization index that is designed to measure the combined equity market performance in Brazil, India and China (“BIC”). The Underlying Index primarily consists of stocks traded on B3 (the largest Brazilian exchange), National Stock Exchange of India, Shanghai Stock Exchange, Shenzhen Stock Exchange and the Stock Exchange of Hong Kong. The Underlying Index includes large- and mid-capitalization companies and may change over time. As of August 31, 2024, the Underlying Index consists of

approximately 849 constituents, and a significant portion of the Underlying Index is represented by securities of companies in the consumer discretionary and financials industries or sectors. The components of the Underlying Index are likely to change over time.

BFA uses an indexing approach to try to achieve the Fund’s investment objective. The Fund does not try to “beat” the index it tracks and does not seek temporary defensive positions when markets decline or appear overvalued.

Indexing may eliminate the chance that the Fund will substantially outperform the Underlying Index but also may reduce some of the risks of active management, such as poor security selection. Indexing seeks to achieve lower costs and better after-tax performance by aiming to keep portfolio turnover low in comparison to actively managed investment companies.

BFA uses a representative sampling indexing strategy to manage the Fund. “Representative sampling” is an indexing strategy that involves investing in a representative sample of securities that collectively has an investment profile similar to that of an applicable underlying index. The securities selected are expected

to have, in the aggregate, investment characteristics (based on factors such as market capitalization and industry weightings), fundamental characteristics (such as return variability and yield) and liquidity measures similar to those of an applicable underlying index. The Fund may or may not hold all of the securities in the Underlying Index.

The Fund generally will invest at least 80% of its assets in the component securities of its Underlying Index and in investments that have economic characteristics that are substantially identical to the component securities of its Underlying Index (*i.e.*, depositary receipts representing securities of the Underlying Index) and may invest up to 20% of its assets in certain futures, options and swap contracts, cash and cash equivalents, including shares of money market funds advised by BFA or its affiliates, as well as in securities not included in the Underlying Index, but which BFA believes will help the Fund track the Underlying Index. Cash and cash equivalent investments associated with a derivative position will be treated as part of that position for the purposes of calculating the percentage of investments included in the Underlying Index. The Fund seeks to track the investment results of the Underlying Index before fees and expenses of the Fund.

The Fund may lend securities representing up to one-third of the value of the Fund's total assets (including the value of any collateral received).

The Underlying Index is sponsored by MSCI Inc. (the "Index Provider" or "MSCI"), which is independent of the Fund and BFA. The Index Provider determines the composition and relative weightings of the securities in the Underlying Index and publishes information regarding the market value of the Underlying Index.

Industry Concentration Policy. The Fund will concentrate its investments (*i.e.*, hold 25% or more of its total assets) in a particular industry or group of industries to approximately the same extent that the Underlying Index is concentrated. For purposes of this limitation, securities of the U.S. government (including its agencies and instrumentalities) and repurchase agreements collateralized by U.S. government securities are not considered to be issued by members of any industry.

Diversification Policy. The Fund intends to be diversified in approximately the same proportion as the Underlying Index is diversified. The Fund may become "non-diversified," as defined in the Investment Company Act of 1940, as amended (the "1940 Act"), solely as a result of a change in relative market capitalization or index weighting of one or more constituents of the Underlying Index. Shareholder approval will not be sought if the Fund becomes "non-diversified" due solely to a change in the relative market capitalization or index weighting of one or more constituents of the Underlying Index. The Fund discloses its portfolio holdings and weightings at www.iShares.com.

Summary of Principal Risks

As with any investment, you could lose all or part of your investment in the Fund, and the Fund's performance could trail that of other investments. The Fund is subject to certain risks, including the principal risks noted below, any of which may adversely affect the Fund's net asset value per share ("NAV"), trading price, yield, total return and ability to meet its investment

objective. Certain key risks are prioritized below (with others following in alphabetical order), but the relative significance of any risk is difficult to predict and may change over time. You should review each risk factor carefully.

Risk of Investing in China. Investments in Chinese securities, including certain Hong Kong-listed and U.S.-listed securities, subject the Fund to risks specific to China. China may be subject to considerable degrees of economic, political and social instability. China is an emerging market and demonstrates significantly higher volatility from time to time in comparison to developed markets. Over the last few decades, the Chinese government has undertaken reform of economic and market practices and has expanded the sphere of private ownership of property in China. However, Chinese markets generally continue to experience inefficiency, volatility and pricing anomalies resulting from governmental influence, a lack of publicly available information and/or political and social instability.

Chinese companies are also subject to the risk that Chinese authorities can intervene in their operations and structure. Internal social unrest or confrontations with neighboring countries, including military conflicts in response to such events, may also disrupt economic development in China and result in a greater risk of currency fluctuations, currency non-convertibility, interest rate fluctuations and higher rates of inflation.

China has experienced security concerns, such as terrorism and strained international relations. Additionally, China is alleged to have participated in state-sponsored cyberattacks against foreign companies and foreign governments. Actual and threatened responses to such activity and strained international relations, including purchasing restrictions, sanctions, tariffs or cyberattacks on the Chinese government or Chinese companies, may impact China's economy and Chinese issuers of securities in which the Fund invests. Incidents involving China's or the region's security may cause uncertainty in Chinese markets and may adversely affect the Chinese economy and the Fund's investments. Export growth continues to be a major driver of China's rapid economic growth. Reduction in spending on Chinese products and services, supply chain diversification, institution of additional tariffs or other trade barriers (including as a result of heightened trade tensions or a trade war between China and the U.S. or in response to actual or alleged Chinese cyber activity) or a downturn in any of the economies of China's key trading partners may have an adverse impact on the Chinese economy. The Underlying Index may include companies that are subject to economic or trade restrictions (but not investment restrictions) imposed by the U.S. or other governments due to national security, human rights or other concerns of such government. So long as these restrictions do not include restrictions on investments, the Fund is generally expected to invest in such companies, consistent with its objective to track the performance of the Underlying Index.

Chinese companies, including Chinese companies that are listed on U.S. exchanges, are not subject to the same degree of regulatory requirements, accounting standards or auditor oversight as companies in more developed countries. As a result, information about the Chinese securities in which the Fund invests may be less reliable or complete. Chinese companies with securities listed on U.S. exchanges may be delisted if they do not meet U.S. accounting standards and auditor oversight

requirements, which would significantly decrease the liquidity and value of the securities. There may be significant obstacles to obtaining information necessary for investigations into or litigation against Chinese companies, and shareholders may have limited legal remedies. The Fund does not select investments based on investor protection considerations.

Risk of Investing in India. Investments in Indian issuers involve risks that are specific to India, including legal, regulatory, political, currency and economic risks. Political and legal uncertainty, greater government control over the economy, currency fluctuations or blockage, and the risk of nationalization or expropriation of assets may result in higher potential for losses. The securities markets in India are relatively underdeveloped and may subject the Fund to higher transaction costs or greater uncertainty than investments in more developed securities markets.

Risk of Investing in Brazil. Investing in Brazilian issuers subjects the Fund to legal, regulatory, political, currency, security, and economic risks that are specific to Brazil. Agricultural and mining exports are important to the Brazilian economy, which thus is susceptible to fluctuations in the commodity markets. The Brazilian economy has experienced high inflation and high government debt levels, which could constrain economic growth. Brazil may face heightened risks of political instability, which could exacerbate structural economic risks.

Equity Securities Risk. Equity securities are subject to changes in value, and their values may be more volatile than those of other asset classes. The value of a security may decline for a number of reasons that may directly relate to the issuer as well as due to general industry or market conditions. Common stock is subordinated to preferred securities and debt in a company's capital structure. Common stock has the lowest priority, and the greatest risk, with respect to dividends and any liquidation payments in the event of an issuer's bankruptcy.

Market Risk. The Fund could lose money over short periods due to short-term market movements and over longer periods during more prolonged market downturns. Local, regional or global events such as war, acts of terrorism, pandemics or other public health issues, recessions, the prospect or occurrence of a sovereign default or other financial crisis, or other events could have a significant impact on the Fund and its investments and could result in increased premiums or discounts to the Fund's NAV.

Index-Related Risk. The Index Provider may rely on various sources of information to assess the criteria of components of the Underlying Index, including information that may be based on assumptions and estimates. Neither the Fund nor BFA can offer assurances that the Index Provider's methodology or sources of information will provide an accurate assessment of included components or will result in the Fund meeting its investment objective. Errors in index data, index computations or the construction of the Underlying Index in accordance with its methodology may occur, and the Index Provider may not identify or correct them promptly or at all, which may have an adverse impact on the Fund and its shareholders. Unusual market conditions or other unforeseen circumstances (such as natural disasters, political unrest or war) may impact the Index Provider or a third-party data provider and could cause the Index Provider

to postpone a scheduled rebalance. This could cause the Underlying Index to vary from its normal or expected composition.

Asset Class Risk. The securities and other assets in the Underlying Index or in the Fund's portfolio may underperform in comparison to financial markets generally, a particular financial market, another index, or other asset classes.

Authorized Participant Concentration Risk. An "Authorized Participant" is a member or participant of a clearing agency registered with the SEC, which has a written agreement with the Fund or one of its service providers that allows the Authorized Participant to place orders for the purchase and redemption of creation units ("Creation Units"). Only an Authorized Participant may engage in creation or redemption transactions directly with the Fund. There are a limited number of institutions that may act as Authorized Participants for the Fund, including on an agency basis on behalf of other market participants. No Authorized Participant is obligated to engage in creation or redemption transactions. To the extent that Authorized Participants exit the business or do not place creation or redemption orders for the Fund and no other Authorized Participant places orders, Fund shares are more likely to trade at a premium or discount to NAV and possibly face trading halts or delisting.

Commodity Risk. The Fund invests in companies that are susceptible to fluctuations in certain commodity markets and to price changes due to trade relations. Any negative changes in commodity markets that may be due to changes in supply and demand for commodities, market events, war, regulatory developments, other catastrophic events, or other factors that the Fund cannot control could have an adverse impact on those companies.

Concentration Risk. The Fund may be susceptible to an increased risk of loss, including losses due to adverse events that affect the Fund's investments more than the market as a whole, to the extent that the Fund's investments are concentrated in the securities or other assets of one or more issuers, countries or other geographic units, markets, industries, project types, or asset classes.

Consumer Goods and Services Companies Risk. Consumer goods and services companies ("consumer companies") face risks related to changes in consumer preferences and disposable income, commodity prices, government regulation, supply chain disruptions, damage to brand or reputation, economic slowdown and labor shortages, among other things.

Currency Risk. Because the Fund's NAV is determined in U.S. dollars, the NAV could decline if the currency of a non-U.S. market in which the Fund invests depreciates against the U.S. dollar or if there are delays or limits on the repatriation of foreign currency. Currency exchange rates can be very volatile and can change quickly and unpredictably. As a result, the Fund's NAV may change quickly and without warning. In addition, the Fund may incur costs in connection with conversions between U.S. dollars and foreign currencies.

Custody Risk. Less developed securities markets are more likely to experience problems with the clearing and settlement of trades, as well as the custody of securities and other assets by local banks, agents and depositories. These issues may have an

adverse impact on the Fund, including losses or delays in payments, delivery or recovery of money or other assets.

Cybersecurity Risk. Failures or breaches of the electronic systems of the Fund, its adviser, distributor, Index Provider, other service providers, counterparties, or issuers of assets in which the Fund invests may cause disruptions that negatively impact the Fund and its shareholders. While the Fund has established business continuity plans and risk management systems seeking to address system breaches or failures, there are inherent limitations in such plans and systems. The Fund cannot control the cybersecurity plans and systems of its service providers, counterparties, and other third parties whose activities affect the Fund. In addition, cyber incidents may adversely impact the issuers of securities in which the Fund invests, which may cause such investments to lose value.

Financial Companies Risk. Financial services companies are subject to extensive governmental regulation and intervention, which may adversely affect their profitability, the scope of their activities, the prices they can charge, the amount of capital and liquid assets they must maintain and their size, among other things. Financial services companies also may be significantly affected by, among other things, interest rates, economic conditions, volatility in financial markets, credit rating downgrades, adverse public perception, exposure concentration and counterparty risk.

Issuer Risk. The performance of the Fund depends on the performance of individual securities or other assets to which the Fund has exposure. The value of securities or other assets may decline, or perform differently from the market as a whole, due to changes in the financial condition or credit rating of the issuer or counterparty.

Large-Capitalization Companies Risk. Large-capitalization companies may be less able than smaller-capitalization companies to adapt to changing market conditions and competitive challenges. Large-capitalization companies may be more mature and subject to more limited growth potential compared with smaller-capitalization companies. The performance of large-capitalization companies could trail the overall performance of the broader securities markets.

Large Shareholder and Large-Scale Redemption Risk. Certain shareholders of the Fund, including an Authorized Participant, a third-party investor, the Fund's adviser, an affiliate of the Fund's adviser, a market maker, or another entity, may from time to time own or manage a substantial amount of Fund shares, or may hold their investment in the Fund for a limited period of time. There can be no assurance that any large shareholder or large group of shareholders would not redeem their investment. Redemptions of a large number of Fund shares could require the Fund to dispose of assets to meet the redemption requests, which can accelerate the realization of taxable income and/or capital gains and cause the Fund to make taxable distributions to its shareholders earlier than the Fund otherwise would have. In addition, under certain circumstances, non-redeeming shareholders may be treated as receiving a disproportionately large taxable distribution during or with respect to such year. In some circumstances, the Fund may hold a relatively large proportion of its assets in cash in anticipation of large redemptions, diluting its investment returns. These large redemptions may also force the Fund to sell portfolio

securities or other assets when it might not otherwise do so, which may negatively impact the Fund's NAV, increase the Fund's brokerage costs and/or have a material effect on the market price of Fund shares.

Management Risk. The Fund generally does not attempt to take defensive positions under any market conditions, including declining markets. As the Fund will not fully replicate the Underlying Index and may hold securities or other assets not included in the Underlying Index, it is subject to the risk that the investment strategy of BFA may not produce the intended results. There is no guarantee that the Fund's investment results will have a high degree of correlation to those of the Underlying Index or that the Fund will achieve its investment objective.

Market Trading Risk. The Fund faces numerous market trading risks, including the potential lack of an active market for Fund shares (including through a trading halt), losses from trading in secondary markets, periods of high volatility, and disruptions in the process of creating and redeeming Fund shares. Any of these factors, among others, may lead to the Fund's shares trading in the secondary market at a premium or discount to NAV or to the intraday value of the Fund's portfolio holdings. If you buy Fund shares at a time when the market price is at a premium to NAV or sell Fund shares at a time when the market price is at a discount to NAV, you may pay significantly more or receive significantly less than the underlying value of the Fund shares.

National Closed Market Trading Risk. To the extent that securities or other assets held by the Fund trade on foreign exchanges or in foreign markets that may be closed when the securities exchange on which the Fund's shares trade is open, there are likely to be deviations between such asset's current price and its last quoted price (*i.e.*, the quote from the closed foreign market to the Fund). The impact of a closed foreign market on the Fund is likely to be greater where a large portion of the Fund's holdings trade on a closed foreign market or when a foreign market is closed for unscheduled reasons. These deviations could result in premiums or discounts to the Fund's NAV that may be greater than those experienced by other funds.

Non-Diversification Risk. To the extent the Fund is non-diversified, the Fund may invest a large percentage of its assets in securities or other instruments representing a small number of issuers or counterparties and thus may be more susceptible to the risks associated with these particular issuers or counterparties. As a result, the Fund's performance may depend to a greater extent on the performance of a small number of issuers or counterparties, which may lead to more volatility in the Fund's NAV.

Non-U.S. Securities Risk. Securities issued by non-U.S. issuers (including depositary receipts) are subject to different legal, regulatory, political, economic, and market risks than securities issued by U.S. issuers. These risks include greater market volatility, less market liquidity, higher transaction costs, expropriation, confiscatory taxation, adverse changes in foreign investment or currency control regulations, restrictions on the repatriation of capital, and political instability. Non-U.S. issuers may be subject to different accounting, audit and financial reporting standards than U.S. issuers, and there may be less publicly available information about non-U.S. issuers. Foreign market trading hours, different clearing and settlement

procedures, and holiday schedules may limit the Fund's ability to engage in portfolio transactions. To the extent that investments are made in a limited number of countries, events in those countries will have a more significant impact on the Fund. The Fund is specifically exposed to **Asian Economic Risk**.

Operational Risk. The Fund is exposed to operational risks arising from a number of factors, including, but not limited to, human error, processing and communication errors, errors of the Fund's service providers, counterparties or other third parties, failed or inadequate processes and technology or systems failures. The Fund and BFA seek to reduce these operational risks through controls and procedures. However, these measures do not address every possible risk and may be inadequate to address significant operational risks.

Reliance on Trading Partners Risk. The Fund invests in countries or regions whose economies are heavily dependent upon trading with key partners. Any reduction in this trading may have an adverse impact on the Fund's investments. Through its holdings of securities of certain issuers, the Fund is specifically exposed to **Asian Economic Risk**, **European Economic Risk** and **U.S. Economic Risk**.

Risk of Investing in Emerging Markets. Investments in emerging market issuers may be subject to a greater risk of loss than investments in issuers located or operating in more developed markets. Emerging markets may be more likely to experience inflation, social instability, political turmoil or rapid changes in economic conditions than more developed markets. Companies in many emerging markets are not subject to the same degree of regulatory requirements, accounting standards or auditor oversight as companies in more developed countries, and as a result, information about the securities in which the Fund invests may be less reliable or complete. Emerging markets often have less reliable securities valuations and greater risk associated with custody of securities than developed markets. There may be significant obstacles to obtaining information necessary for investigations into or litigation against companies and shareholders may have limited legal remedies. The Fund does not select investments based on investor protection considerations.

Risk of Investing in Russia. Investing in Russian securities involves significant risks, including legal, regulatory, currency and economic risks that are specific to Russia. In addition, investing in Russian securities involves risks associated with the settlement of portfolio transactions and loss of the Fund's ownership rights in its portfolio securities as a result of the system of share registration and custody in Russia. Governments, including the U.S., the U.K., the E.U., and many other countries have imposed economic sanctions on certain Russian individuals and Russian corporate and banking entities, and jurisdictions may also institute broader sanctions on Russia. Russia has issued a number of countersanctions, some of which restrict the distribution of profits by limited liability companies (e.g., dividends), and prohibit Russian persons from entering into transactions with designated persons from "unfriendly states" as well as the export of raw materials or other products from Russia to certain sanctioned persons.

Russia launched a large-scale invasion of Ukraine on February 24, 2022. The extent and duration of the military action, resulting sanctions and resulting future market disruptions, including

declines in its stock markets and the value of the ruble against the U.S. dollar, are impossible to predict, but could be significant. Disruptions caused by Russian military action or other actions (including cyberattacks and espionage) or resulting actual and threatened responses to such activity, including purchasing and financing restrictions, boycotts or changes in consumer or purchaser preferences, sanctions, import and export restrictions, tariffs or cyberattacks on the Russian government, Russian companies, or Russian individuals, including politicians, may impact Russia's economy and Russian companies in which the Fund invests. Actual and threatened responses to Russian military action may also impact the markets for certain Russian commodities, such as oil and natural gas, as well as other sectors of the Russian economy, and are likely to have collateral impacts on such sectors globally. Russian companies may be unable to pay dividends and, if they pay dividends, the Fund may be unable to receive them. As a result of sanctions, the Fund is currently restricted from trading in Russian securities, including those in its portfolio, and the Underlying Index has removed Russian securities. It is unknown when, or if, sanctions may be lifted or the Fund's ability to trade in Russian securities will resume.

Securities Lending Risk. The Fund may engage in securities lending. Securities lending involves the risk that the Fund may lose money because the borrower of the loaned securities fails to return the securities in a timely manner or at all. The Fund could also lose money in the event of a decline in the value of collateral provided for loaned securities or a decline in the value of any investments made with cash collateral. These events could also trigger adverse tax consequences for the Fund.

Tax Risk. The Fund is subject to tax in India on the purchase and sale of Indian securities, which will reduce the Fund's returns. For more information regarding the tax implications of investing in Indian securities, please see the section entitled "Indian Tax Disclosure."

Tracking Error Risk. The Fund may be subject to "tracking error," which is the divergence of the Fund's performance from that of the Underlying Index. Tracking error may occur due to a number of factors, including differences between the securities and other assets held in the Fund's portfolio and those included in the Underlying Index; differences in the timing and methodologies used to value securities and other assets; transaction costs and other expenses incurred by the Fund that the Underlying Index does not incur; the Fund's holding of uninvested cash; differences in the timing of the accrual or the valuation of dividends or interest received by the Fund or distributions paid to Fund shareholders; tax gains or losses; the requirements for the Fund to maintain pass-through tax treatment; portfolio transactions carried out to minimize the distribution of capital gains to shareholders; the acceptance of custom baskets; changes to the Underlying Index; and impacts to the Fund of complying with certain regulatory requirements or limits. Tracking error risk may be heightened during times of increased market volatility or other unusual market conditions. A Fund that tracks an index with exposure to non-U.S. issuers may experience higher tracking error than ETFs that do not track such indexes.

Valuation Risk. The price that the Fund could receive upon the sale (or other disposition) of a security or other asset may differ from the Fund's valuation of the security or other asset,

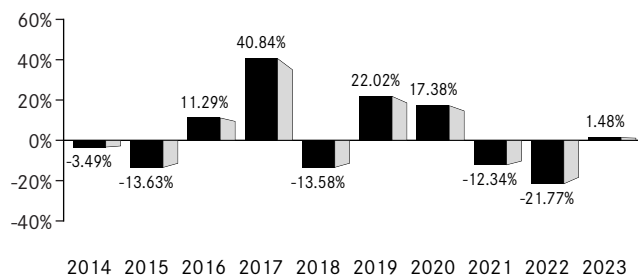
particularly for securities or other assets that trade in low volume or volatile markets or that are valued using a fair value methodology. The price received by the Fund also may differ from the value used by the Underlying Index. In addition, the value of the securities or other assets in the Fund's portfolio may change on days or during time periods when investors are not able to purchase or sell Fund shares. Authorized Participants that create or redeem Fund shares on days when the Fund is holding fair-valued securities or other assets may receive fewer or more shares, or lower or higher redemption proceeds, than they would

have received had the securities or other assets not been fair valued or been valued using a different methodology. The ability to value investments may be impacted by technological issues or errors by pricing services or other third-party service providers. DUE TO THE INABILITY TO TRADE RUSSIAN SECURITIES, CERTAIN OF THE FUND'S ASSETS ARE VALUED USING A FAIR VALUE METHODOLOGY. THE ACTUAL PRICE RECEIVED BY THE FUND FOR SUCH ASSETS MAY DIFFER SUBSTANTIALLY FROM THE FAIR VALUE ASSIGNED TO THEM.

Performance Information

The performance information below illustrates how the Fund's performance has varied over different periods and provides some indication of the risks of investing in the Fund. The bar chart shows how the performance of the Fund has varied from one calendar year to another over the periods shown. The table compares the Fund's performance to that of an appropriate broad-based securities market index and the Underlying Index. Fund returns assume the reinvestment of any dividends and distributions. The Fund's returns reflect the impact of any agreements to waive or reimburse expenses, which would reduce performance if not in effect. Past performance (before and after taxes) does not necessarily indicate how the Fund will perform in the future. Updated performance information, including the Fund's current NAV, may be obtained by visiting www.iShares.com or by calling 1-800-iShares (1-800-474-2737) (toll free).

Calendar Year-by-Year Returns



	<u>Return (%)</u>	<u>Period Ended</u>
Calendar Year-to-Date Return	18.46%	September 30, 2024
During the periods shown in the chart:		
Best Quarter	16.64%	June 30, 2020
Worst Quarter	-21.11%	September 30, 2015

Average Annual Total Returns (for the periods ended December 31, 2023)

	<u>One Year</u>	<u>Five Years</u>	<u>Ten Years</u>
(Inception Date: 11/12/2007)			
Return Before Taxes	1.48%	-0.06%	1.19%
Return After Taxes on Distributions	1.30%	-0.35%	0.81%
Return After Taxes on Distributions and Sale of Fund Shares	1.38%	0.16%	1.04%
MSCI Emerging Markets Index¹ (Returns do not reflect deductions for fees, expenses or taxes)	9.83%	3.68%	2.66%
MSCI BIC Index (Returns do not reflect deductions for fees, expenses or taxes)	1.96%	0.62%	1.78%

¹ The Fund has added this broad-based index in response to new regulatory requirements.

After-tax returns in the table above are calculated using the historical highest individual U.S. federal marginal income tax rates and do not reflect the impact of state or local taxes. Actual after-tax returns depend on an investor's tax situation and may differ from those shown, and after-tax returns shown are not relevant to tax-exempt investors or investors who hold shares through tax-deferred arrangements, such as 401(k) plans or individual retirement accounts ("IRAs"). Fund returns after taxes on distributions and sales of Fund shares are calculated assuming that an investor has sufficient capital gains of the same character from other investments to offset any capital losses from the sales of Fund shares. As a result, Fund returns after taxes on distributions and sales of Fund shares may exceed Fund returns before taxes and/or returns after taxes on distributions.

Management

Investment Adviser. BlackRock Fund Advisors.

Portfolio Managers. Jennifer Hsui, Greg Savage and Paul Whitehead (the “Portfolio Managers”) are primarily responsible for the day-to-day management of the Fund. Each Portfolio Manager supervises a portfolio management team. Ms. Hsui, Mr. Savage and Mr. Whitehead have been Portfolio Managers of the Fund since 2012, 2008 and 2022, respectively.

Purchase and Sale of Fund Shares

The Fund is an ETF. Individual shares of the Fund may only be bought and sold in the secondary market through a broker-dealer. Because ETF shares trade at market prices rather than at NAV, shares may trade at a price greater than NAV (a premium) or less than NAV (a discount). An investor may incur costs attributable to the difference between the highest price a buyer is willing to pay to purchase shares of the Fund (bid) and the lowest price a seller is willing to accept for shares of the Fund (ask) when buying or selling shares in the secondary market (the “bid-ask spread”).

Tax Information

The Fund intends to make distributions that may be taxable to you as ordinary income or capital gains, unless you are investing through a tax-deferred arrangement such as a 401(k) plan or an IRA, in which case, your distributions generally will be taxed when withdrawn.

Payments to Broker-Dealers and Other Financial Intermediaries

If you purchase shares of the Fund through a broker-dealer or other financial intermediary (such as a bank), BFA or other related companies may pay the intermediary for marketing activities and presentations, educational training programs, conferences, the development of technology platforms and reporting systems or other services related to the sale or promotion of the Fund. These payments may create a conflict of interest by influencing the broker-dealer or other intermediary and your salesperson to recommend the Fund over another investment. Ask your salesperson or visit your financial intermediary’s website for more information.

iSHARES[®] MSCI BRAZIL ETF

Ticker: EWZ

Stock Exchange: NYSE Arca

Investment Objective

The iShares MSCI Brazil ETF (the “Fund”) seeks to track the investment results of an index composed of Brazilian equities.

Fees and Expenses

The following table describes the fees and expenses that you will incur if you buy, hold and sell shares of the Fund. The investment advisory agreement between iShares, Inc. (the “Company”) and BlackRock Fund Advisors (“BFA”) (the “Investment Advisory Agreement”) provides that BFA will pay all operating expenses of the Fund, except: (i) the management fees, (ii) interest expenses, (iii) taxes, (iv) expenses incurred with respect to the acquisition and disposition of portfolio securities and the execution of portfolio transactions, including brokerage commissions, (v) distribution fees or expenses, and (vi) litigation expenses and any extraordinary expenses.

You may pay other fees, such as brokerage commissions and other fees to financial intermediaries, which are not reflected in the tables and examples below.

Annual Fund Operating Expenses (ongoing expenses that you pay each year as a percentage of the value of your investments) ¹			
<u>Management Fees</u>	<u>Distribution and Service (12b-1) Fees</u>	<u>Other Expenses²</u>	<u>Total Annual Fund Operating Expenses</u>
0.59%	None	0.00%	0.59%

¹ Operating expenses paid by BFA under the Investment Advisory Agreement exclude acquired fund fees and expenses, if any.

² The amount rounded to 0.00%.

Example. This Example is intended to help you compare the cost of owning shares of the Fund with the cost of investing in other funds. The Example assumes that you invest \$10,000 in the Fund for the time periods indicated and then sell all of your shares at the end of those periods. The Example also assumes that your investment has a 5% return each year and that the Fund’s operating expenses remain the same. Although your actual costs may be higher or lower, based on these assumptions, your costs would be:

<u>1 Year</u>	<u>3 Years</u>	<u>5 Years</u>	<u>10 Years</u>
\$60	\$189	\$329	\$738

Portfolio Turnover. The Fund may pay transaction costs, such as commissions, when it buys and sells securities (or “turns over” its portfolio). A higher portfolio turnover rate may indicate higher transaction costs and may result in higher taxes when Fund shares are held in a taxable account. These costs, which are not reflected in the Annual Fund Operating Expenses or in the Example, affect the Fund’s performance. During the most recent fiscal year, the Fund’s portfolio turnover rate was 22% of the average value of its portfolio.

Principal Investment Strategies

The Fund seeks to track the investment results of the MSCI Brazil 25/50 Index (the “Underlying Index”), which is a free float-adjusted market capitalization-weighted index that is designed to measure the performance of the large- and mid-capitalization segments of the equity market in Brazil. The Underlying Index is rebalanced quarterly using an optimization process that aims to minimize the constituent weight differences between the Underlying Index and the MSCI Brazil Index (the “Parent Index”). The Underlying Index uses a capping methodology that limits the weight of any single “group entity” (constituents that MSCI determines have a control relationship) to a maximum of 25% of

the Underlying Index weight, and the sum of all group entities with a weight above 5% to an aggregate of 50% of the Underlying Index weight. A group entity is a group of companies that operate as an affiliated corporate group but may separately issue listed securities. To determine “group entities,” MSCI analyzes financial accounts of listed companies holding stakes of 20% or more in other listed companies to determine whether these stakes are controlling in nature. In certain cases, even in the absence of consolidated accounts, MSCI may also consider two companies as belonging to the same group entity where there is reasonable evidence of control based on other information. All group entities are reviewed on an annual basis. As of August 31, 2024, a significant portion of the Underlying Index is represented by securities of companies in the energy, financials and materials industries or sectors. The components of the Underlying Index are likely to change over time.

BFA uses an indexing approach to try to achieve the Fund’s investment objective. The Fund does not try to “beat” the index it tracks and does not seek temporary defensive positions when markets decline or appear overvalued.

Indexing may eliminate the chance that the Fund will substantially outperform the Underlying Index but also may reduce some of the

risks of active management, such as poor security selection. Indexing seeks to achieve lower costs and better after-tax performance by aiming to keep portfolio turnover low in comparison to actively managed investment companies.

BFA uses a representative sampling indexing strategy to manage the Fund. “Representative sampling” is an indexing strategy that involves investing in a representative sample of securities that collectively has an investment profile similar to that of an applicable underlying index. The securities selected are expected to have, in the aggregate, investment characteristics (based on factors such as market capitalization and industry weightings), fundamental characteristics (such as return variability and yield) and liquidity measures similar to those of an applicable underlying index. The Fund may or may not hold all of the securities in the Underlying Index.

The Fund generally will invest at least 80% of its assets in the component securities of its Underlying Index and in investments that have economic characteristics that are substantially identical to the component securities of its Underlying Index (*i.e.*, depositary receipts representing securities of the Underlying Index) and may invest up to 20% of its assets in certain futures, options and swap contracts, cash and cash equivalents, including shares of money market funds advised by BFA or its affiliates, as well as in securities not included in the Underlying Index, but which BFA believes will help the Fund track the Underlying Index. Cash and cash equivalent investments associated with a derivative position will be treated as part of that position for the purposes of calculating the percentage of investments included in the Underlying Index. The Fund seeks to track the investment results of the Underlying Index before fees and expenses of the Fund.

The Underlying Index is sponsored by MSCI Inc. (the “Index Provider” or “MSCI”), which is independent of the Fund and BFA. The Index Provider determines the composition and relative weightings of the securities in the Underlying Index and publishes information regarding the market value of the Underlying Index.

Industry Concentration Policy. The Fund will concentrate its investments (*i.e.*, hold 25% or more of its total assets) in a particular industry or group of industries to approximately the same extent that the Underlying Index is concentrated. For purposes of this limitation, securities of the U.S. government (including its agencies and instrumentalities) and repurchase agreements collateralized by U.S. government securities are not considered to be issued by members of any industry.

Summary of Principal Risks

As with any investment, you could lose all or part of your investment in the Fund, and the Fund’s performance could trail that of other investments. The Fund is subject to certain risks, including the principal risks noted below, any of which may adversely affect the Fund’s net asset value per share (“NAV”), trading price, yield, total return and ability to meet its investment objective. Certain key risks are prioritized below (with others following in alphabetical order), but the relative significance of any risk is difficult to predict and may change over time. You should review each risk factor carefully.

Risk of Investing in Brazil. Investing in Brazilian issuers subjects the Fund to legal, regulatory, political, currency, security, and economic risks that are specific to Brazil. Agricultural and mining exports are important to the Brazilian economy, which thus is susceptible to fluctuations in the commodity markets. The Brazilian economy has experienced high inflation and high government debt levels, which could constrain economic growth. Brazil may face heightened risks of political instability, which could exacerbate structural economic risks.

Non-U.S. Securities Risk. Securities issued by non-U.S. issuers (including depositary receipts) are subject to different legal, regulatory, political, economic, and market risks than securities issued by U.S. issuers. These risks include greater market volatility, less market liquidity, higher transaction costs, expropriation, confiscatory taxation, adverse changes in foreign investment or currency control regulations, restrictions on the repatriation of capital, and political instability. Non-U.S. issuers may be subject to different accounting, audit and financial reporting standards than U.S. issuers, and there may be less publicly available information about non-U.S. issuers. Foreign market trading hours, different clearing and settlement procedures, and holiday schedules may limit the Fund’s ability to engage in portfolio transactions. To the extent that investments are made in a limited number of countries, events in those countries will have a more significant impact on the Fund. The Fund is specifically exposed to **Central and South American Economic Risk**.

Equity Securities Risk. Equity securities are subject to changes in value, and their values may be more volatile than those of other asset classes. The value of a security may decline for a number of reasons that may directly relate to the issuer as well as due to general industry or market conditions. Common stock is subordinated to preferred securities and debt in a company’s capital structure. Common stock has the lowest priority, and the greatest risk, with respect to dividends and any liquidation payments in the event of an issuer’s bankruptcy.

Market Risk. The Fund could lose money over short periods due to short-term market movements and over longer periods during more prolonged market downturns. Local, regional or global events such as war, acts of terrorism, pandemics or other public health issues, recessions, the prospect or occurrence of a sovereign default or other financial crisis, or other events could have a significant impact on the Fund and its investments and could result in increased premiums or discounts to the Fund’s NAV.

Index-Related Risk. The Index Provider may rely on various sources of information to assess the criteria of components of the Underlying Index, including information that may be based on assumptions and estimates. Neither the Fund nor BFA can offer assurances that the Index Provider’s methodology or sources of information will provide an accurate assessment of included components or will result in the Fund meeting its investment objective. Errors in index data, index computations or the construction of the Underlying Index in accordance with its methodology may occur, and the Index Provider may not identify or correct them promptly or at all, which may have an adverse impact on the Fund and its shareholders. Unusual market conditions or other unforeseen circumstances (such as natural

disasters, political unrest or war) may impact the Index Provider or a third-party data provider and could cause the Index Provider to postpone a scheduled rebalance. This could cause the Underlying Index to vary from its normal or expected composition.

Asset Class Risk. The securities and other assets in the Underlying Index or in the Fund's portfolio may underperform in comparison to financial markets generally, a particular financial market, another index, or other asset classes.

Authorized Participant Concentration Risk. An "Authorized Participant" is a member or participant of a clearing agency registered with the SEC, which has a written agreement with the Fund or one of its service providers that allows the Authorized Participant to place orders for the purchase and redemption of creation units ("Creation Units"). Only an Authorized Participant may engage in creation or redemption transactions directly with the Fund. There are a limited number of institutions that may act as Authorized Participants for the Fund, including on an agency basis on behalf of other market participants. No Authorized Participant is obligated to engage in creation or redemption transactions. To the extent that Authorized Participants exit the business or do not place creation or redemption orders for the Fund and no other Authorized Participant places orders, Fund shares are more likely to trade at a premium or discount to NAV and possibly face trading halts or delisting.

Cash Transactions Risk. The Fund expects to effect all of its creations and redemptions for cash, rather than in-kind securities. As a result, the Fund may have to sell portfolio securities at inopportune times in order to obtain the cash needed to meet redemption orders. This may cause the Fund to sell a security and recognize a capital gain or loss that might not have been incurred if it had made a redemption in-kind. The use of cash creations and redemptions may also cause the Fund's shares to trade in the market at wider bid-ask spreads or greater premiums or discounts to the Fund's NAV.

Commodity Risk. The Fund invests in Brazilian issuers that are susceptible to fluctuations in certain commodity markets and to price changes due to trade relations. Any negative changes in commodity markets that may be due to changes in supply and demand for commodities, market events, war, regulatory developments, other catastrophic events, or other factors that the Fund cannot control could have an adverse impact on the Brazilian economy.

Concentration Risk. The Fund may be susceptible to an increased risk of loss, including losses due to adverse events that affect the Fund's investments more than the market as a whole, to the extent that the Fund's investments are concentrated in the securities or other assets of one or more issuers, countries or other geographic units, markets, industries, project types, or asset classes.

Currency Risk. Because the Fund's NAV is determined in U.S. dollars, the NAV could decline if the currency of the non-U.S. market in which the Fund invests depreciates against the U.S. dollar or if there are delays or limits on the repatriation of foreign currency. Currency exchange rates can be very volatile and can change quickly and unpredictably. As a result, the Fund's NAV may change quickly and without warning. In addition, the Fund

may incur costs in connection with conversions between U.S. dollars and foreign currencies.

Custody Risk. Less developed securities markets are more likely to experience problems with the clearing and settlement of trades, as well as the custody of securities and other assets by local banks, agents and depositories. These issues may have an adverse impact on the Fund, including losses or delays in payments, delivery or recovery of money or other assets.

Cybersecurity Risk. Failures or breaches of the electronic systems of the Fund, its adviser, distributor, Index Provider, other service providers, counterparties, or issuers of assets in which the Fund invests may cause disruptions that negatively impact the Fund and its shareholders. While the Fund has established business continuity plans and risk management systems seeking to address system breaches or failures, there are inherent limitations in such plans and systems. The Fund cannot control the cybersecurity plans and systems of its service providers, counterparties, and other third parties whose activities affect the Fund. In addition, cyber incidents may adversely impact the issuers of securities in which the Fund invests, which may cause such investments to lose value.

Energy Companies Risk. Companies in the energy sector may be adversely affected by volatility in energy and commodity prices, lower demand, overproduction, depletion of resources, social and political unrest, war, trade disputes, government regulations and energy transition efforts, among other factors. The energy sector is cyclical and can be significantly impacted by changes in economic conditions. Some energy companies, such as those in the oil and gas sector, face substantial costs related to exploration and production and significant operational risks. Energy companies are at risk of environmental damage claims and other litigation.

Financial Companies Risk. Financial services companies are subject to extensive governmental regulation and intervention, which may adversely affect their profitability, the scope of their activities, the prices they can charge, the amount of capital and liquid assets they must maintain and their size, among other things. Financial services companies also may be significantly affected by, among other things, interest rates, economic conditions, volatility in financial markets, credit rating downgrades, adverse public perception, exposure concentration and counterparty risk.

Issuer Risk. The performance of the Fund depends on the performance of individual securities or other assets to which the Fund has exposure. The value of securities or other assets may decline, or perform differently from the market as a whole, due to changes in the financial condition or credit rating of the issuer or counterparty.

Large-Capitalization Companies Risk. Large-capitalization companies may be less able than smaller-capitalization companies to adapt to changing market conditions and competitive challenges. Large-capitalization companies may be more mature and subject to more limited growth potential compared with smaller-capitalization companies. The performance of large-capitalization companies could trail the overall performance of the broader securities markets.

Large Shareholder and Large-Scale Redemption Risk. Certain shareholders of the Fund, including an Authorized Participant, a third-party investor, the Fund's adviser, an affiliate of the Fund's adviser, a market maker, or another entity, may from time to time own or manage a substantial amount of Fund shares, or may hold their investment in the Fund for a limited period of time. There can be no assurance that any large shareholder or large group of shareholders would not redeem their investment. Redemptions of a large number of Fund shares could require the Fund to dispose of assets to meet the redemption requests, which can accelerate the realization of taxable income and/or capital gains and cause the Fund to make taxable distributions to its shareholders earlier than the Fund otherwise would have. In addition, under certain circumstances, non-redeeming shareholders may be treated as receiving a disproportionately large taxable distribution during or with respect to such year. In some circumstances, the Fund may hold a relatively large proportion of its assets in cash in anticipation of large redemptions, diluting its investment returns. These large redemptions may also force the Fund to sell portfolio securities or other assets when it might not otherwise do so, which may negatively impact the Fund's NAV, increase the Fund's brokerage costs and/or have a material effect on the market price of Fund shares.

Management Risk. The Fund generally does not attempt to take defensive positions under any market conditions, including declining markets. As the Fund will not fully replicate the Underlying Index and may hold securities or other assets not included in the Underlying Index, it is subject to the risk that the investment strategy of BFA may not produce the intended results. There is no guarantee that the Fund's investment results will have a high degree of correlation to those of the Underlying Index or that the Fund will achieve its investment objective.

Market Trading Risk. The Fund faces numerous market trading risks, including the potential lack of an active market for Fund shares (including through a trading halt), losses from trading in secondary markets, periods of high volatility, and disruptions in the process of creating and redeeming Fund shares. Any of these factors, among others, may lead to the Fund's shares trading in the secondary market at a premium or discount to NAV or to the intraday value of the Fund's portfolio holdings. If you buy Fund shares at a time when the market price is at a premium to NAV or sell Fund shares at a time when the market price is at a discount to NAV, you may pay significantly more or receive significantly less than the underlying value of the Fund shares.

Materials Companies Risk. Materials companies may be adversely affected by volatility in commodity prices, changes in exchange rates, social and political unrest, war, depletion of resources, lower demand, overproduction, litigation and government regulations, among other factors.

Mid-Capitalization Companies Risk. Compared to large-capitalization companies, mid-capitalization companies may be less stable and more susceptible to adverse developments. The securities of mid-capitalization companies may be more volatile and less liquid than those of large-capitalization companies. As a result, the Fund's share price may be more volatile than that of a fund with a greater investment in large-capitalization stocks.

National Closed Market Trading Risk. To the extent that securities or other assets held by the Fund trade on foreign

exchanges or in foreign markets that may be closed when the securities exchange on which the Fund's shares trade is open, there are likely to be deviations between such asset's current price and its last quoted price (*i.e.*, the quote from the closed foreign market to the Fund). The impact of a closed foreign market on the Fund is likely to be greater where a large portion of the Fund's holdings trade on a closed foreign market or when a foreign market is closed for unscheduled reasons. These deviations could result in premiums or discounts to the Fund's NAV that may be greater than those experienced by other funds.

Non-Diversification Risk. The Fund is classified as "non-diversified." This means that, compared with funds that are classified as "diversified," the Fund may invest a greater percentage of its assets in securities or other instruments representing a small number of issuers or counterparties and thus may be more susceptible to the risks associated with these particular issuers or counterparties. As a result, the Fund's performance may depend to a greater extent on the performance of a small number of issuers or counterparties, which may lead to more volatility in the Fund's NAV.

Operational Risk. The Fund is exposed to operational risks arising from a number of factors, including, but not limited to, human error, processing and communication errors, errors of the Fund's service providers, counterparties or other third parties, failed or inadequate processes and technology or systems failures. The Fund and BFA seek to reduce these operational risks through controls and procedures. However, these measures do not address every possible risk and may be inadequate to address significant operational risks.

Reliance on Trading Partners Risk. The Fund invests in a country whose economy is heavily dependent upon trading with key partners. Any reduction in this trading may have an adverse impact on the Fund's investments. Through its holdings of securities of certain issuers, the Fund is specifically exposed to **Asian Economic Risk, Central and South American Economic Risk and U.S. Economic Risk.**

Risk of Investing in Emerging Markets. Investments in Brazil may be subject to a greater risk of loss than investments in issuers located or operating in more developed markets. Emerging markets may be more likely to experience inflation, social instability, political turmoil or rapid changes in economic conditions than more developed markets. Companies in many emerging markets are not subject to the same degree of regulatory requirements, accounting standards or auditor oversight as companies in more developed countries, and as a result, information about the securities in which the Fund invests may be less reliable or complete. Emerging markets often have less reliable securities valuations and greater risk associated with custody of securities than developed markets. There may be significant obstacles to obtaining information necessary for investigations into or litigation against companies and shareholders may have limited legal remedies. The Fund does not select investments based on investor protection considerations.

Tracking Error Risk. The Fund may be subject to "tracking error," which is the divergence of the Fund's performance from that of the Underlying Index. Tracking error may occur due to a number of factors, including differences between the securities and other assets held in the Fund's portfolio and those included in the

Underlying Index; differences in the timing and methodologies used to value securities and other assets; transaction costs and other expenses incurred by the Fund that the Underlying Index does not incur; the Fund's holding of uninvested cash; differences in the timing of the accrual or the valuation of dividends or interest received by the Fund or distributions paid to Fund shareholders; tax gains or losses; the requirements for the Fund to maintain pass-through tax treatment; portfolio transactions carried out to minimize the distribution of capital gains to shareholders; the acceptance of custom baskets; changes to the Underlying Index; and impacts to the Fund of complying with certain regulatory requirements or limits. Tracking error risk may be heightened during times of increased market volatility or other unusual market conditions. A Fund that tracks an index with exposure to non-U.S. issuers may experience higher tracking error than ETFs that do not track such indexes.

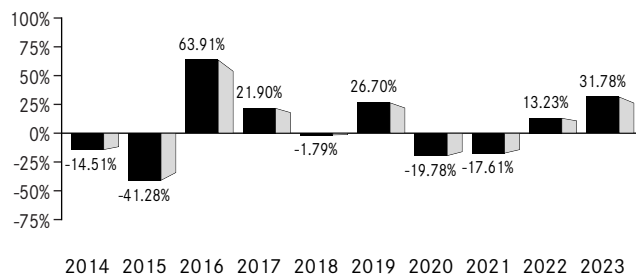
Valuation Risk. The price that the Fund could receive upon the sale (or other disposition) of a security or other asset may differ

from the Fund's valuation of the security or other asset, particularly for securities or other assets that trade in low volume or volatile markets or that are valued using a fair value methodology. The price received by the Fund also may differ from the value used by the Underlying Index. In addition, the value of the securities or other assets in the Fund's portfolio may change on days or during time periods when investors are not able to purchase or sell Fund shares. Authorized Participants that create or redeem Fund shares on days when the Fund is holding fair-valued securities or other assets may receive fewer or more shares, or lower or higher redemption proceeds, than they would have received had the securities or other assets not been fair valued or been valued using a different methodology. The ability to value investments may be impacted by technological issues or errors by pricing services or other third-party service providers.

Performance Information

The performance information below illustrates how the Fund's performance has varied over different periods and provides some indication of the risks of investing in the Fund. The bar chart shows how the performance of the Fund has varied from one calendar year to another over the periods shown. The table compares the Fund's performance to that of an appropriate broad-based securities market index and the Underlying Index. Fund returns assume the reinvestment of any dividends and distributions. The Fund's returns reflect the impact of any agreements to waive or reimburse expenses, which would reduce performance if not in effect. Past performance (before and after taxes) does not necessarily indicate how the Fund will perform in the future. Updated performance information, including the Fund's current NAV, may be obtained by visiting www.iShares.com or by calling 1-800-iShares (1-800-474-2737) (toll free).

Calendar Year-by-Year Returns



	<u>Return (%)</u>	<u>Period Ended</u>
Calendar Year-to-Date Return	-12.89%	September 30, 2024
During the periods shown in the chart:		
Best Quarter	36.02%	December 31, 2020
Worst Quarter	-50.11%	March 31, 2020

Average Annual Total Returns (for the periods ended December 31, 2023)

	<u>One Year</u>	<u>Five Years</u>	<u>Ten Years</u>
(Inception Date: 7/10/2000)			
Return Before Taxes	31.78%	4.56%	2.10%
Return After Taxes on Distributions	28.93%	2.11%	0.42%
Return After Taxes on Distributions and Sale of Fund Shares	18.95%	2.40%	0.86%
MSCI Emerging Markets Index¹ (Returns do not reflect deductions for fees, expenses or taxes)	9.83%	3.68%	2.66%
MSCI Brazil 25/50 Index (Returns do not reflect deductions for fees, expenses or taxes)	33.05%	5.43%	2.86%

¹ The Fund has added this broad-based index in response to new regulatory requirements.

After-tax returns in the table above are calculated using the historical highest individual U.S. federal marginal income tax rates and do not reflect the impact of state or local taxes. Actual after-tax returns depend on an investor's tax situation and may differ from those shown, and after-tax returns shown are not relevant to tax-exempt investors or investors who hold shares through tax-deferred arrangements, such as 401(k) plans or individual retirement accounts ("IRAs"). Fund returns after taxes on distributions and sales of Fund shares are calculated assuming that an investor has sufficient capital gains of the same character from other investments to offset any capital losses from the sales of Fund shares. As a result, Fund returns after taxes on distributions and sales of Fund shares may exceed Fund returns before taxes and/or returns after taxes on distributions.

Management

Investment Adviser. BlackRock Fund Advisors.

Portfolio Managers. Jennifer Hsui, Greg Savage and Paul Whitehead (the “Portfolio Managers”) are primarily responsible for the day-to-day management of the Fund. Each Portfolio Manager supervises a portfolio management team. Ms. Hsui, Mr. Savage and Mr. Whitehead have been Portfolio Managers of the Fund since 2012, 2008 and 2022, respectively.

Purchase and Sale of Fund Shares

The Fund is an ETF. Individual shares of the Fund may only be bought and sold in the secondary market through a broker-dealer. Because ETF shares trade at market prices rather than at NAV, shares may trade at a price greater than NAV (a premium) or less than NAV (a discount). An investor may incur costs attributable to the difference between the highest price a buyer is willing to pay to purchase shares of the Fund (bid) and the lowest price a seller is willing to accept for shares of the Fund (ask) when buying or selling shares in the secondary market (the “bid-ask spread”).

Tax Information

The Fund intends to make distributions that may be taxable to you as ordinary income or capital gains, unless you are investing through a tax-deferred arrangement such as a 401(k) plan or an IRA, in which case, your distributions generally will be taxed when withdrawn.

Payments to Broker-Dealers and Other Financial Intermediaries

If you purchase shares of the Fund through a broker-dealer or other financial intermediary (such as a bank), BFA or other related companies may pay the intermediary for marketing activities and presentations, educational training programs, conferences, the development of technology platforms and reporting systems or other services related to the sale or promotion of the Fund. These payments may create a conflict of interest by influencing the broker-dealer or other intermediary and your salesperson to recommend the Fund over another investment. Ask your salesperson or visit your financial intermediary’s website for more information.

iSHARES[®] MSCI CHILE ETF

Ticker: ECH

Stock Exchange: Cboe BZX

Investment Objective

The iShares MSCI Chile ETF (the “Fund”) seeks to track the investment results of a broad-based index composed of Chilean equities.

Fees and Expenses

The following table describes the fees and expenses that you will incur if you buy, hold and sell shares of the Fund. The investment advisory agreement between iShares, Inc. (the “Company”) and BlackRock Fund Advisors (“BFA”) (the “Investment Advisory Agreement”) provides that BFA will pay all operating expenses of the Fund, except: (i) the management fees, (ii) interest expenses, (iii) taxes, (iv) expenses incurred with respect to the acquisition and disposition of portfolio securities and the execution of portfolio transactions, including brokerage commissions, (v) distribution fees or expenses, and (vi) litigation expenses and any extraordinary expenses.

You may pay other fees, such as brokerage commissions and other fees to financial intermediaries, which are not reflected in the tables and examples below.

Annual Fund Operating Expenses (ongoing expenses that you pay each year as a percentage of the value of your investments) ¹			
<u>Management Fees</u>	<u>Distribution and Service (12b-1) Fees</u>	<u>Other Expenses</u>	<u>Total Annual Fund Operating Expenses</u>
0.59%	None	0.01%	0.60%

¹ Operating expenses paid by BFA under the Investment Advisory Agreement exclude acquired fund fees and expenses, if any.

Example. This Example is intended to help you compare the cost of owning shares of the Fund with the cost of investing in other funds. The Example assumes that you invest \$10,000 in the Fund for the time periods indicated and then sell all of your shares at the end of those periods. The Example also assumes that your investment has a 5% return each year and that the Fund’s operating expenses remain the same. Although your actual costs may be higher or lower, based on these assumptions, your costs would be:

<u>1 Year</u>	<u>3 Years</u>	<u>5 Years</u>	<u>10 Years</u>
\$61	\$192	\$335	\$750

Portfolio Turnover. The Fund may pay transaction costs, such as commissions, when it buys and sells securities (or “turns over” its portfolio). A higher portfolio turnover rate may indicate higher transaction costs and may result in higher taxes when Fund shares are held in a taxable account. These costs, which are not reflected in the Annual Fund Operating Expenses or in the Example, affect the Fund’s performance. During the most recent fiscal year, the Fund’s portfolio turnover rate was 31% of the average value of its portfolio.

Principal Investment Strategies

The Fund seeks to track the investment results of the MSCI Chile IMI 25/50 Index (the “Underlying Index”), which is a free float-adjusted market capitalization-weighted index that is designed to measure the performance of the large-, mid- and small-capitalization segments of the equity market in Chile. The Underlying Index is rebalanced quarterly using an optimization process that aims to minimize the constituent weight differences between the Underlying Index and the MSCI Chile Index (the “Parent Index”). The Underlying Index uses a capping methodology that limits the weight of any single “group entity” (constituents that MSCI determines have a control relationship)

to a maximum of 25% of the Underlying Index weight, and the sum of all group entities with a weight above 5% to an aggregate of 50% of the Underlying Index weight. A group entity is a group of companies that operate as an affiliated corporate group but may separately issue listed securities. To determine “group entities,” MSCI analyzes financial accounts of listed companies holding stakes of 20% or more in other listed companies to determine whether these stakes are controlling in nature. In certain cases, even in the absence of consolidated accounts, MSCI may also consider two companies as belonging to the same group entity where there is reasonable evidence of control based on other information. All group entities are reviewed on an annual basis. As of August 31, 2024, a significant portion of the Underlying Index is represented by securities of companies in the financials, materials and utilities industries or sectors. The components of the Underlying Index are likely to change over time.

BFA uses an indexing approach to try to achieve the Fund’s investment objective. The Fund does not try to “beat” the index it tracks and does not seek temporary defensive positions when markets decline or appear overvalued.

Indexing may eliminate the chance that the Fund will substantially outperform the Underlying Index but also may reduce some of the

risks of active management, such as poor security selection. Indexing seeks to achieve lower costs and better after-tax performance by aiming to keep portfolio turnover low in comparison to actively managed investment companies.

BFA uses a representative sampling indexing strategy to manage the Fund. “Representative sampling” is an indexing strategy that involves investing in a representative sample of securities that collectively has an investment profile similar to that of an applicable underlying index. The securities selected are expected to have, in the aggregate, investment characteristics (based on factors such as market capitalization and industry weightings), fundamental characteristics (such as return variability and yield) and liquidity measures similar to those of an applicable underlying index. The Fund may or may not hold all of the securities in the Underlying Index.

The Fund generally will invest at least 80% of its assets in the component securities of its Underlying Index and in investments that have economic characteristics that are substantially identical to the component securities of its Underlying Index (*i.e.*, depositary receipts representing securities of the Underlying Index) and may invest up to 20% of its assets in certain futures, options and swap contracts, cash and cash equivalents, including shares of money market funds advised by BFA or its affiliates, as well as in securities not included in the Underlying Index, but which BFA believes will help the Fund track the Underlying Index. Cash and cash equivalent investments associated with a derivative position will be treated as part of that position for the purposes of calculating the percentage of investments included in the Underlying Index. The Fund seeks to track the investment results of the Underlying Index before fees and expenses of the Fund.

The Underlying Index is sponsored by MSCI Inc. (the “Index Provider” or “MSCI”), which is independent of the Fund and BFA. The Index Provider determines the composition and relative weightings of the securities in the Underlying Index and publishes information regarding the market value of the Underlying Index.

Industry Concentration Policy. The Fund will concentrate its investments (*i.e.*, hold 25% or more of its total assets) in a particular industry or group of industries to approximately the same extent that the Underlying Index is concentrated. For purposes of this limitation, securities of the U.S. government (including its agencies and instrumentalities) and repurchase agreements collateralized by U.S. government securities are not considered to be issued by members of any industry.

Summary of Principal Risks

As with any investment, you could lose all or part of your investment in the Fund, and the Fund’s performance could trail that of other investments. The Fund is subject to certain risks, including the principal risks noted below, any of which may adversely affect the Fund’s net asset value per share (“NAV”), trading price, yield, total return and ability to meet its investment objective. Certain key risks are prioritized below (with others following in alphabetical order), but the relative significance of any risk is difficult to predict and may change over time. You should review each risk factor carefully.

Risk of Investing in Chile. Investments in Chilean issuers involve risks that are specific to Chile, including legal, regulatory, political, currency, environmental and economic risks. Among other things, the Chilean economy is heavily dependent on the export of certain commodities.

Non-U.S. Securities Risk. Securities issued by non-U.S. issuers (including depositary receipts) are subject to different legal, regulatory, political, economic, and market risks than securities issued by U.S. issuers. These risks include greater market volatility, less market liquidity, higher transaction costs, expropriation, confiscatory taxation, adverse changes in foreign investment or currency control regulations, restrictions on the repatriation of capital, and political instability. Non-U.S. issuers may be subject to different accounting, audit and financial reporting standards than U.S. issuers, and there may be less publicly available information about non-U.S. issuers. Foreign market trading hours, different clearing and settlement procedures, and holiday schedules may limit the Fund’s ability to engage in portfolio transactions. To the extent that investments are made in a limited number of countries, events in those countries will have a more significant impact on the Fund. The Fund is specifically exposed to **Central and South American Economic Risk**.

Equity Securities Risk. Equity securities are subject to changes in value, and their values may be more volatile than those of other asset classes. The value of a security may decline for a number of reasons that may directly relate to the issuer as well as due to general industry or market conditions. Common stock is subordinated to preferred securities and debt in a company’s capital structure. Common stock has the lowest priority, and the greatest risk, with respect to dividends and any liquidation payments in the event of an issuer’s bankruptcy.

Market Risk. The Fund could lose money over short periods due to short-term market movements and over longer periods during more prolonged market downturns. Local, regional or global events such as war, acts of terrorism, pandemics or other public health issues, recessions, the prospect or occurrence of a sovereign default or other financial crisis, or other events could have a significant impact on the Fund and its investments and could result in increased premiums or discounts to the Fund’s NAV.

Index-Related Risk. The Index Provider may rely on various sources of information to assess the criteria of components of the Underlying Index, including information that may be based on assumptions and estimates. Neither the Fund nor BFA can offer assurances that the Index Provider’s methodology or sources of information will provide an accurate assessment of included components or will result in the Fund meeting its investment objective. Errors in index data, index computations or the construction of the Underlying Index in accordance with its methodology may occur, and the Index Provider may not identify or correct them promptly or at all, which may have an adverse impact on the Fund and its shareholders. Unusual market conditions or other unforeseen circumstances (such as natural disasters, political unrest or war) may impact the Index Provider or a third-party data provider and could cause the Index Provider to postpone a scheduled rebalance. This could cause the Underlying Index to vary from its normal or expected composition.

Asset Class Risk. The securities and other assets in the Underlying Index or in the Fund's portfolio may underperform in comparison to financial markets generally, a particular financial market, another index, or other asset classes.

Authorized Participant Concentration Risk. An "Authorized Participant" is a member or participant of a clearing agency registered with the SEC, which has a written agreement with the Fund or one of its service providers that allows the Authorized Participant to place orders for the purchase and redemption of creation units ("Creation Units"). Only an Authorized Participant may engage in creation or redemption transactions directly with the Fund. There are a limited number of institutions that may act as Authorized Participants for the Fund, including on an agency basis on behalf of other market participants. No Authorized Participant is obligated to engage in creation or redemption transactions. To the extent that Authorized Participants exit the business or do not place creation or redemption orders for the Fund and no other Authorized Participant places orders, Fund shares are more likely to trade at a premium or discount to NAV and possibly face trading halts or delisting.

Cash Transactions Risk. The Fund expects to effect all of its creations and redemptions for cash, rather than in-kind securities. As a result, the Fund may have to sell portfolio securities at inopportune times in order to obtain the cash needed to meet redemption orders. This may cause the Fund to sell a security and recognize a capital gain or loss that might not have been incurred if it had made a redemption in-kind. The use of cash creations and redemptions may also cause the Fund's shares to trade in the market at wider bid-ask spreads or greater premiums or discounts to the Fund's NAV.

Commodity Risk. The Fund invests in Chilean issuers that are susceptible to fluctuations in certain commodity markets and to price changes due to trade relations. Any negative changes in commodity markets that may be due to changes in supply and demand for commodities, market events, war, regulatory developments, other catastrophic events, or other factors that the Fund cannot control could have an adverse impact on the Chilean economy.

Concentration Risk. The Fund may be susceptible to an increased risk of loss, including losses due to adverse events that affect the Fund's investments more than the market as a whole, to the extent that the Fund's investments are concentrated in the securities or other assets of one or more issuers, countries or other geographic units, markets, industries, project types, or asset classes.

Currency Risk. Because the Fund's NAV is determined in U.S. dollars, the NAV could decline if the currency of the non-U.S. market in which the Fund invests depreciates against the U.S. dollar or if there are delays or limits on the repatriation of foreign currency. Currency exchange rates can be very volatile and can change quickly and unpredictably. As a result, the Fund's NAV may change quickly and without warning. In addition, the Fund may incur costs in connection with conversions between U.S. dollars and foreign currencies.

Custody Risk. Less developed securities markets are more likely to experience problems with the clearing and settlement of trades, as well as the custody of securities and other assets by

local banks, agents and depositories. These issues may have an adverse impact on the Fund, including losses or delays in payments, delivery or recovery of money or other assets.

Cybersecurity Risk. Failures or breaches of the electronic systems of the Fund, its adviser, distributor, Index Provider, other service providers, counterparties, or issuers of assets in which the Fund invests may cause disruptions that negatively impact the Fund and its shareholders. While the Fund has established business continuity plans and risk management systems seeking to address system breaches or failures, there are inherent limitations in such plans and systems. The Fund cannot control the cybersecurity plans and systems of its service providers, counterparties, and other third parties whose activities affect the Fund. In addition, cyber incidents may adversely impact the issuers of securities in which the Fund invests, which may cause such investments to lose value.

Financial Companies Risk. Financial services companies are subject to extensive governmental regulation and intervention, which may adversely affect their profitability, the scope of their activities, the prices they can charge, the amount of capital and liquid assets they must maintain and their size, among other things. Financial services companies also may be significantly affected by, among other things, interest rates, economic conditions, volatility in financial markets, credit rating downgrades, adverse public perception, exposure concentration and counterparty risk.

Issuer Risk. The performance of the Fund depends on the performance of individual securities or other assets to which the Fund has exposure. The value of securities or other assets may decline, or perform differently from the market as a whole, due to changes in the financial condition or credit rating of the issuer or counterparty.

Large-Capitalization Companies Risk. Large-capitalization companies may be less able than smaller-capitalization companies to adapt to changing market conditions and competitive challenges. Large-capitalization companies may be more mature and subject to more limited growth potential compared with smaller-capitalization companies. The performance of large-capitalization companies could trail the overall performance of the broader securities markets.

Large Shareholder and Large-Scale Redemption Risk. Certain shareholders of the Fund, including an Authorized Participant, a third-party investor, the Fund's adviser, an affiliate of the Fund's adviser, a market maker, or another entity, may from time to time own or manage a substantial amount of Fund shares, or may hold their investment in the Fund for a limited period of time. There can be no assurance that any large shareholder or large group of shareholders would not redeem their investment. Redemptions of a large number of Fund shares could require the Fund to dispose of assets to meet the redemption requests, which can accelerate the realization of taxable income and/or capital gains and cause the Fund to make taxable distributions to its shareholders earlier than the Fund otherwise would have. In addition, under certain circumstances, non-redeeming shareholders may be treated as receiving a disproportionately large taxable distribution during or with respect to such year. In some circumstances, the Fund may hold a relatively large proportion of its assets in cash in anticipation of large redemptions, diluting its investment returns.

These large redemptions may also force the Fund to sell portfolio securities or other assets when it might not otherwise do so, which may negatively impact the Fund's NAV, increase the Fund's brokerage costs and/or have a material effect on the market price of Fund shares.

Management Risk. The Fund generally does not attempt to take defensive positions under any market conditions, including declining markets. As the Fund will not fully replicate the Underlying Index and may hold securities or other assets not included in the Underlying Index, it is subject to the risk that the investment strategy of BFA may not produce the intended results. There is no guarantee that the Fund's investment results will have a high degree of correlation to those of the Underlying Index or that the Fund will achieve its investment objective.

Market Trading Risk. The Fund faces numerous market trading risks, including the potential lack of an active market for Fund shares (including through a trading halt), losses from trading in secondary markets, periods of high volatility, and disruptions in the process of creating and redeeming Fund shares. Any of these factors, among others, may lead to the Fund's shares trading in the secondary market at a premium or discount to NAV or to the intraday value of the Fund's portfolio holdings. If you buy Fund shares at a time when the market price is at a premium to NAV or sell Fund shares at a time when the market price is at a discount to NAV, you may pay significantly more or receive significantly less than the underlying value of the Fund shares.

Materials Companies Risk. Materials companies may be adversely affected by volatility in commodity prices, changes in exchange rates, social and political unrest, war, depletion of resources, lower demand, overproduction, litigation and government regulations, among other factors.

Mid-Capitalization Companies Risk. Compared to large-capitalization companies, mid-capitalization companies may be less stable and more susceptible to adverse developments. The securities of mid-capitalization companies may be more volatile and less liquid than those of large-capitalization companies. As a result, the Fund's share price may be more volatile than that of a fund with a greater investment in large-capitalization stocks.

National Closed Market Trading Risk. To the extent that securities or other assets held by the Fund trade on foreign exchanges or in foreign markets that may be closed when the securities exchange on which the Fund's shares trade is open, there are likely to be deviations between such asset's current price and its last quoted price (*i.e.*, the quote from the closed foreign market to the Fund). The impact of a closed foreign market on the Fund is likely to be greater where a large portion of the Fund's holdings trade on a closed foreign market or when a foreign market is closed for unscheduled reasons. These deviations could result in premiums or discounts to the Fund's NAV that may be greater than those experienced by other funds.

Non-Diversification Risk. The Fund is classified as "non-diversified." This means that, compared with funds that are classified as "diversified," the Fund may invest a greater percentage of its assets in securities or other instruments representing a small number of issuers or counterparties and thus may be more susceptible to the risks associated with these particular issuers or counterparties. As a result, the Fund's

performance may depend to a greater extent on the performance of a small number of issuers or counterparties, which may lead to more volatility in the Fund's NAV.

Operational Risk. The Fund is exposed to operational risks arising from a number of factors, including, but not limited to, human error, processing and communication errors, errors of the Fund's service providers, counterparties or other third parties, failed or inadequate processes and technology or systems failures. The Fund and BFA seek to reduce these operational risks through controls and procedures. However, these measures do not address every possible risk and may be inadequate to address significant operational risks.

Reliance on Trading Partners Risk. The Fund invests in a country whose economy is heavily dependent upon trading with key partners. Any reduction in this trading may have an adverse impact on the Fund's investments. Through its holdings of securities of certain issuers, the Fund is specifically exposed to **Asian Economic Risk, Central and South American Economic Risk and U.S. Economic Risk.**

Risk of Investing in Emerging Markets. Investments in emerging market issuers may be subject to a greater risk of loss than investments in issuers located or operating in more developed markets. Emerging markets may be more likely to experience inflation, social instability, political turmoil or rapid changes in economic conditions than more developed markets. Companies in many emerging markets are not subject to the same degree of regulatory requirements, accounting standards or auditor oversight as companies in more developed countries, and as a result, information about the securities in which the Fund invests may be less reliable or complete. Emerging markets often have less reliable securities valuations and greater risk associated with custody of securities than developed markets. There may be significant obstacles to obtaining information necessary for investigations into or litigation against companies and shareholders may have limited legal remedies. The Fund does not select investments based on investor protection considerations.

Small-Capitalization Companies Risk. Compared to mid- and large-capitalization companies, small-capitalization companies may be less stable and more susceptible to adverse developments. The securities of small-capitalization companies may be more volatile and less liquid than those of mid- and large-capitalization companies. As a result, the Fund's share price may be more volatile than that of a fund with a greater investment in large- or mid-capitalization stocks.

Tracking Error Risk. The Fund may be subject to "tracking error," which is the divergence of the Fund's performance from that of the Underlying Index. Tracking error may occur due to a number of factors, including differences between the securities and other assets held in the Fund's portfolio and those included in the Underlying Index; differences in the timing and methodologies used to value securities and other assets; transaction costs and other expenses incurred by the Fund that the Underlying Index does not incur; the Fund's holding of uninvested cash; differences in the timing of the accrual or the valuation of dividends or interest received by the Fund or distributions paid to Fund shareholders; tax gains or losses; the requirements for the Fund to maintain pass-through tax treatment; portfolio transactions carried out to minimize the distribution of capital gains to

shareholders; the acceptance of custom baskets; changes to the Underlying Index; and impacts to the Fund of complying with certain regulatory requirements or limits. Tracking error risk may be heightened during times of increased market volatility or other unusual market conditions. A Fund that tracks an index with exposure to non-U.S. issuers may experience higher tracking error than ETFs that do not track such indexes.

Utility Companies Risk. The utilities sector is generally subject to significant government regulation and oversight, including restrictions on rates as well as environmental and other regulations. Utility companies also may face risks related to, among other things, natural disasters, cyber or other attacks, capital project funding, energy price volatility and increased competition.

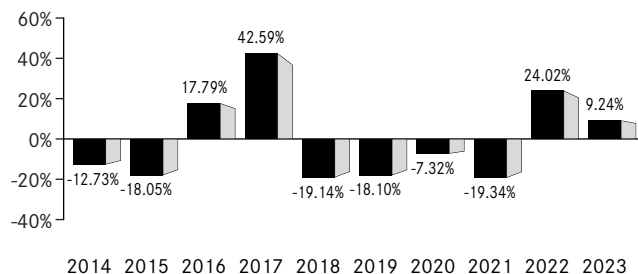
Valuation Risk. The price that the Fund could receive upon the sale (or other disposition) of a security or other asset may differ

from the Fund's valuation of the security or other asset, particularly for securities or other assets that trade in low volume or volatile markets or that are valued using a fair value methodology. The price received by the Fund also may differ from the value used by the Underlying Index. In addition, the value of the securities or other assets in the Fund's portfolio may change on days or during time periods when investors are not able to purchase or sell Fund shares. Authorized Participants that create or redeem Fund shares on days when the Fund is holding fair-valued securities or other assets may receive fewer or more shares, or lower or higher redemption proceeds, than they would have received had the securities or other assets not been fair valued or been valued using a different methodology. The ability to value investments may be impacted by technological issues or errors by pricing services or other third-party service providers.

Performance Information

The performance information below illustrates how the Fund's performance has varied over different periods and provides some indication of the risks of investing in the Fund. The bar chart shows how the performance of the Fund has varied from one calendar year to another over the periods shown. The table compares the Fund's performance to that of an appropriate broad-based securities market index and the Underlying Index. Fund returns assume the reinvestment of any dividends and distributions. The Fund's returns reflect the impact of any agreements to waive or reimburse expenses, which would reduce performance if not in effect. Past performance (before and after taxes) does not necessarily indicate how the Fund will perform in the future. Updated performance information, including the Fund's current NAV, may be obtained by visiting www.iShares.com or by calling 1-800-iShares (1-800-474-2737) (toll free).

Calendar Year-by-Year Returns



	<u>Return (%)</u>	<u>Period Ended</u>
Calendar Year-to-Date Return	-0.21%	September 30, 2024
During the periods shown in the chart:		
Best Quarter	26.10%	March 31, 2022
Worst Quarter	-34.76%	March 31, 2020

Average Annual Total Returns (for the periods ended December 31, 2023)

	<u>One Year</u>	<u>Five Years</u>	<u>Ten Years</u>
(Inception Date: 11/12/2007)			
Return Before Taxes	9.24%	-3.67%	-2.14%
Return After Taxes on Distributions	8.43%	-4.40%	-2.70%
Return After Taxes on Distributions and Sale of Fund Shares	6.70%	-2.61%	-1.49%
MSCI Emerging Markets Index¹ (Returns do not reflect deductions for fees, expenses or taxes)	9.83%	3.68%	2.66%
MSCI Chile IMI 25/50 Index (Returns do not reflect deductions for fees, expenses or taxes)	10.57%	-3.56%	-2.03%

¹ The Fund has added this broad-based index in response to new regulatory requirements.

After-tax returns in the table above are calculated using the historical highest individual U.S. federal marginal income tax rates and do not reflect the impact of state or local taxes. Actual after-tax returns depend on an investor's tax situation and may differ from those shown, and after-tax returns shown are not relevant to tax-exempt investors or investors who hold shares through tax-deferred arrangements, such as 401(k) plans or individual retirement accounts ("IRAs"). Fund returns after taxes on distributions and sales of Fund shares are calculated assuming that an investor has sufficient capital gains of the same character from other investments to offset any capital losses from the sales of Fund shares. As a result, Fund returns after taxes on distributions and sales of Fund shares may exceed Fund returns before taxes and/or returns after taxes on distributions.

Management

Investment Adviser. BlackRock Fund Advisors.

Portfolio Managers. Jennifer Hsui, Greg Savage and Paul Whitehead (the “Portfolio Managers”) are primarily responsible for the day-to-day management of the Fund. Each Portfolio Manager supervises a portfolio management team. Ms. Hsui, Mr. Savage and Mr. Whitehead have been Portfolio Managers of the Fund since 2012, 2008 and 2022, respectively.

Purchase and Sale of Fund Shares

The Fund is an ETF. Individual shares of the Fund may only be bought and sold in the secondary market through a broker-dealer. Because ETF shares trade at market prices rather than at NAV, shares may trade at a price greater than NAV (a premium) or less than NAV (a discount). An investor may incur costs attributable to the difference between the highest price a buyer is willing to pay to purchase shares of the Fund (bid) and the lowest price a seller is willing to accept for shares of the Fund (ask) when buying or selling shares in the secondary market (the “bid-ask spread”).

Tax Information

The Fund intends to make distributions that may be taxable to you as ordinary income or capital gains, unless you are investing through a tax-deferred arrangement such as a 401(k) plan or an IRA, in which case, your distributions generally will be taxed when withdrawn.

Payments to Broker-Dealers and Other Financial Intermediaries

If you purchase shares of the Fund through a broker-dealer or other financial intermediary (such as a bank), BFA or other related companies may pay the intermediary for marketing activities and presentations, educational training programs, conferences, the development of technology platforms and reporting systems or other services related to the sale or promotion of the Fund. These payments may create a conflict of interest by influencing the broker-dealer or other intermediary and your salesperson to recommend the Fund over another investment. Ask your salesperson or visit your financial intermediary’s website for more information.

iSHARES[®] MSCI EMERGING MARKETS ETF

Ticker: EEM

Stock Exchange: NYSE Arca

Investment Objective

The iShares MSCI Emerging Markets ETF (the “Fund”) seeks to track the investment results of an index composed of large- and mid-capitalization emerging market equities.

Fees and Expenses

The following table describes the fees and expenses that you will incur if you buy, hold and sell shares of the Fund. The investment advisory agreement between iShares, Inc. (the “Company”) and BlackRock Fund Advisors (“BFA”) (the “Investment Advisory Agreement”) provides that BFA will pay all operating expenses of the Fund, except: (i) the management fees, (ii) interest expenses, (iii) taxes, (iv) expenses incurred with respect to the acquisition and disposition of portfolio securities and the execution of portfolio transactions, including brokerage commissions, (v) distribution fees or expenses, and (vi) litigation expenses and any extraordinary expenses.

You may pay other fees, such as brokerage commissions and other fees to financial intermediaries, which are not reflected in the tables and examples below.

Annual Fund Operating Expenses (ongoing expenses that you pay each year as a percentage of the value of your investments) ¹			
Management Fees	Distribution and Service (12b-1) Fees	Other Expenses ²	Total Annual Fund Operating Expenses
0.72%	None	0.00%	0.72%

¹ Operating expenses paid by BFA under the Investment Advisory Agreement exclude acquired fund fees and expenses, if any.

² The amount rounded to 0.00%.

Example. This Example is intended to help you compare the cost of owning shares of the Fund with the cost of investing in other funds. The Example assumes that you invest \$10,000 in the Fund for the time periods indicated and then sell all of your shares at the end of those periods. The Example also assumes that your investment has a 5% return each year and that the Fund’s operating expenses remain the same. Although your actual costs may be higher or lower, based on these assumptions, your costs would be:

<u>1 Year</u>	<u>3 Years</u>	<u>5 Years</u>	<u>10 Years</u>
\$74	\$230	\$401	\$894

Portfolio Turnover. The Fund may pay transaction costs, such as commissions, when it buys and sells securities (or “turns over” its portfolio). A higher portfolio turnover rate may indicate higher transaction costs and may result in higher taxes when Fund shares are held in a taxable account. These costs, which are not reflected in the Annual Fund Operating Expenses or in the Example, affect the Fund’s performance. During the most recent fiscal year, the Fund’s portfolio turnover rate was 13% of the average value of its portfolio.

Principal Investment Strategies

The Fund seeks to track the investment results of the MSCI Emerging Markets Index (the “Underlying Index”), which is designed to measure equity market performance in the global emerging markets. As of August 31, 2024, the Underlying Index consisted of securities from the following 24 emerging market countries: Brazil, Chile, China, Colombia, Czech Republic, Egypt, Greece, Hungary, India, Indonesia, Kuwait, Malaysia, Mexico, Peru, the Philippines, Poland, Qatar, Saudi Arabia, South Africa, South Korea, Taiwan, Thailand, Turkey and the United Arab Emirates. The Underlying Index includes large- and mid-

capitalization companies and may change over time. As of August 31, 2024, a significant portion of the Underlying Index is represented by securities of companies in the financials and technology industries or sectors. The components of the Underlying Index are likely to change over time.

BFA uses an indexing approach to try to achieve the Fund’s investment objective. The Fund does not try to “beat” the index it tracks and does not seek temporary defensive positions when markets decline or appear overvalued.

Indexing may eliminate the chance that the Fund will substantially outperform the Underlying Index but also may reduce some of the risks of active management, such as poor security selection. Indexing seeks to achieve lower costs and better after-tax performance by aiming to keep portfolio turnover low in comparison to actively managed investment companies.

BFA uses a representative sampling indexing strategy to manage the Fund. “Representative sampling” is an indexing strategy that involves investing in a representative sample of securities that collectively has an investment profile similar to that of an applicable underlying index. The securities selected are expected

to have, in the aggregate, investment characteristics (based on factors such as market capitalization and industry weightings), fundamental characteristics (such as return variability and yield) and liquidity measures similar to those of an applicable underlying index. The Fund may or may not hold all of the securities in the Underlying Index.

The Fund generally will invest at least 80% of its assets in the component securities of its Underlying Index and in investments that have economic characteristics that are substantially identical to the component securities of its Underlying Index (*i.e.*, depositary receipts representing securities of the Underlying Index) and may invest up to 20% of its assets in certain futures, options and swap contracts, cash and cash equivalents, including shares of money market funds advised by BFA or its affiliates, as well as in securities not included in the Underlying Index, but which BFA believes will help the Fund track the Underlying Index. Cash and cash equivalent investments associated with a derivative position will be treated as part of that position for the purposes of calculating the percentage of investments included in the Underlying Index. The Fund seeks to track the investment results of the Underlying Index before fees and expenses of the Fund.

The Fund may lend securities representing up to one-third of the value of the Fund's total assets (including the value of any collateral received).

The Underlying Index is sponsored by MSCI Inc. (the "Index Provider" or "MSCI"), which is independent of the Fund and BFA. The Index Provider determines the composition and relative weightings of the securities in the Underlying Index and publishes information regarding the market value of the Underlying Index.

Industry Concentration Policy. The Fund will concentrate its investments (*i.e.*, hold 25% or more of its total assets) in a particular industry or group of industries to approximately the same extent that the Underlying Index is concentrated. For purposes of this limitation, securities of the U.S. government (including its agencies and instrumentalities) and repurchase agreements collateralized by U.S. government securities are not considered to be issued by members of any industry.

Diversification Policy. The Fund intends to be diversified in approximately the same proportion as the Underlying Index is diversified. The Fund may become "non-diversified," as defined in the Investment Company Act of 1940, as amended (the "1940 Act"), solely as a result of a change in relative market capitalization or index weighting of one or more constituents of the Underlying Index. Shareholder approval will not be sought if the Fund becomes "non-diversified" due solely to a change in the relative market capitalization or index weighting of one or more constituents of the Underlying Index. The Fund discloses its portfolio holdings and weightings at www.iShares.com.

Summary of Principal Risks

As with any investment, you could lose all or part of your investment in the Fund, and the Fund's performance could trail that of other investments. The Fund is subject to certain risks, including the principal risks noted below, any of which may adversely affect the Fund's net asset value per share ("NAV"), trading price, yield, total return and ability to meet its investment

objective. Certain key risks are prioritized below (with others following in alphabetical order), but the relative significance of any risk is difficult to predict and may change over time. You should review each risk factor carefully.

Risk of Investing in Emerging Markets. Investments in emerging market issuers may be subject to a greater risk of loss than investments in issuers located or operating in more developed markets. Emerging markets may be more likely to experience inflation, social instability, political turmoil or rapid changes in economic conditions than more developed markets. Companies in many emerging markets are not subject to the same degree of regulatory requirements, accounting standards or auditor oversight as companies in more developed countries, and as a result, information about the securities in which the Fund invests may be less reliable or complete. Emerging markets often have less reliable securities valuations and greater risk associated with custody of securities than developed markets. There may be significant obstacles to obtaining information necessary for investigations into or litigation against companies and shareholders may have limited legal remedies. The Fund does not select investments based on investor protection considerations.

Equity Securities Risk. Equity securities are subject to changes in value, and their values may be more volatile than those of other asset classes. The value of a security may decline for a number of reasons that may directly relate to the issuer as well as due to general industry or market conditions. Common stock is subordinated to preferred securities and debt in a company's capital structure. Common stock has the lowest priority, and the greatest risk, with respect to dividends and any liquidation payments in the event of an issuer's bankruptcy.

Market Risk. The Fund could lose money over short periods due to short-term market movements and over longer periods during more prolonged market downturns. Local, regional or global events such as war, acts of terrorism, pandemics or other public health issues, recessions, the prospect or occurrence of a sovereign default or other financial crisis, or other events could have a significant impact on the Fund and its investments and could result in increased premiums or discounts to the Fund's NAV.

Index-Related Risk. The Index Provider may rely on various sources of information to assess the criteria of components of the Underlying Index, including information that may be based on assumptions and estimates. Neither the Fund nor BFA can offer assurances that the Index Provider's methodology or sources of information will provide an accurate assessment of included components or will result in the Fund meeting its investment objective. Errors in index data, index computations or the construction of the Underlying Index in accordance with its methodology may occur, and the Index Provider may not identify or correct them promptly or at all, which may have an adverse impact on the Fund and its shareholders. Unusual market conditions or other unforeseen circumstances (such as natural disasters, political unrest or war) may impact the Index Provider or a third-party data provider and could cause the Index Provider to postpone a scheduled rebalance. This could cause the Underlying Index to vary from its normal or expected composition.

Asset Class Risk. The securities and other assets in the Underlying Index or in the Fund's portfolio may underperform in

comparison to financial markets generally, a particular financial market, another index, or other asset classes.

Authorized Participant Concentration Risk. An “Authorized Participant” is a member or participant of a clearing agency registered with the SEC, which has a written agreement with the Fund or one of its service providers that allows the Authorized Participant to place orders for the purchase and redemption of creation units (“Creation Units”). Only an Authorized Participant may engage in creation or redemption transactions directly with the Fund. There are a limited number of institutions that may act as Authorized Participants for the Fund, including on an agency basis on behalf of other market participants. No Authorized Participant is obligated to engage in creation or redemption transactions. To the extent that Authorized Participants exit the business or do not place creation or redemption orders for the Fund and no other Authorized Participant places orders, Fund shares are more likely to trade at a premium or discount to NAV and possibly face trading halts or delisting.

Commodity Risk. The Fund invests in companies that are susceptible to fluctuations in certain commodity markets and to price changes due to trade relations. Any negative changes in commodity markets that may be due to changes in supply and demand for commodities, market events, war, regulatory developments, other catastrophic events, or other factors that the Fund cannot control could have an adverse impact on those companies.

Concentration Risk. The Fund may be susceptible to an increased risk of loss, including losses due to adverse events that affect the Fund’s investments more than the market as a whole, to the extent that the Fund’s investments are concentrated in the securities or other assets of one or more issuers, countries or other geographic units, markets, industries, project types, or asset classes.

Currency Risk. Because the Fund’s NAV is determined in U.S. dollars, the NAV could decline if the currency of a non-U.S. market in which the Fund invests depreciates against the U.S. dollar or if there are delays or limits on the repatriation of foreign currency. Currency exchange rates can be very volatile and can change quickly and unpredictably. As a result, the Fund’s NAV may change quickly and without warning. In addition, the Fund may incur costs in connection with conversions between U.S. dollars and foreign currencies.

Custody Risk. Less developed securities markets are more likely to experience problems with the clearing and settlement of trades, as well as the custody of securities and other assets by local banks, agents and depositories. These issues may have an adverse impact on the Fund, including losses or delays in payments, delivery or recovery of money or other assets.

Cybersecurity Risk. Failures or breaches of the electronic systems of the Fund, its adviser, distributor, Index Provider, other service providers, counterparties, or issuers of assets in which the Fund invests may cause disruptions that negatively impact the Fund and its shareholders. While the Fund has established business continuity plans and risk management systems seeking to address system breaches or failures, there are inherent limitations in such plans and systems. The Fund cannot control the cybersecurity plans and systems of its service providers,

counterparties, and other third parties whose activities affect the Fund. In addition, cyber incidents may adversely impact the issuers of securities in which the Fund invests, which may cause such investments to lose value.

Financial Companies Risk. Financial services companies are subject to extensive governmental regulation and intervention, which may adversely affect their profitability, the scope of their activities, the prices they can charge, the amount of capital and liquid assets they must maintain and their size, among other things. Financial services companies also may be significantly affected by, among other things, interest rates, economic conditions, volatility in financial markets, credit rating downgrades, adverse public perception, exposure concentration and counterparty risk.

Issuer Risk. The performance of the Fund depends on the performance of individual securities or other assets to which the Fund has exposure. The value of securities or other assets may decline, or perform differently from the market as a whole, due to changes in the financial condition or credit rating of the issuer or counterparty.

Large-Capitalization Companies Risk. Large-capitalization companies may be less able than smaller-capitalization companies to adapt to changing market conditions and competitive challenges. Large-capitalization companies may be more mature and subject to more limited growth potential compared with smaller-capitalization companies. The performance of large-capitalization companies could trail the overall performance of the broader securities markets.

Large Shareholder and Large-Scale Redemption Risk. Certain shareholders of the Fund, including an Authorized Participant, a third-party investor, the Fund’s adviser, an affiliate of the Fund’s adviser, a market maker, or another entity, may from time to time own or manage a substantial amount of Fund shares, or may hold their investment in the Fund for a limited period of time. There can be no assurance that any large shareholder or large group of shareholders would not redeem their investment. Redemptions of a large number of Fund shares could require the Fund to dispose of assets to meet the redemption requests, which can accelerate the realization of taxable income and/or capital gains and cause the Fund to make taxable distributions to its shareholders earlier than the Fund otherwise would have. In addition, under certain circumstances, non-redeeming shareholders may be treated as receiving a disproportionately large taxable distribution during or with respect to such year. In some circumstances, the Fund may hold a relatively large proportion of its assets in cash in anticipation of large redemptions, diluting its investment returns. These large redemptions may also force the Fund to sell portfolio securities or other assets when it might not otherwise do so, which may negatively impact the Fund’s NAV, increase the Fund’s brokerage costs and/or have a material effect on the market price of Fund shares.

Management Risk. The Fund generally does not attempt to take defensive positions under any market conditions, including declining markets. As the Fund will not fully replicate the Underlying Index and may hold securities or other assets not included in the Underlying Index, it is subject to the risk that the investment strategy of BFA may not produce the intended results. There is no guarantee that the Fund’s investment results will have

a high degree of correlation to those of the Underlying Index or that the Fund will achieve its investment objective.

Market Trading Risk. The Fund faces numerous market trading risks, including the potential lack of an active market for Fund shares (including through a trading halt), losses from trading in secondary markets, periods of high volatility, and disruptions in the process of creating and redeeming Fund shares. Any of these factors, among others, may lead to the Fund's shares trading in the secondary market at a premium or discount to NAV or to the intraday value of the Fund's portfolio holdings. If you buy Fund shares at a time when the market price is at a premium to NAV or sell Fund shares at a time when the market price is at a discount to NAV, you may pay significantly more or receive significantly less than the underlying value of the Fund shares.

Mid-Capitalization Companies Risk. Compared to large-capitalization companies, mid-capitalization companies may be less stable and more susceptible to adverse developments. The securities of mid-capitalization companies may be more volatile and less liquid than those of large-capitalization companies. As a result, the Fund's share price may be more volatile than that of a fund with a greater investment in large-capitalization stocks.

National Closed Market Trading Risk. To the extent that securities or other assets held by the Fund trade on foreign exchanges or in foreign markets that may be closed when the securities exchange on which the Fund's shares trade is open, there are likely to be deviations between such asset's current price and its last quoted price (*i.e.*, the quote from the closed foreign market to the Fund). The impact of a closed foreign market on the Fund is likely to be greater where a large portion of the Fund's holdings trade on a closed foreign market or when a foreign market is closed for unscheduled reasons. These deviations could result in premiums or discounts to the Fund's NAV that may be greater than those experienced by other funds.

Non-Diversification Risk. To the extent the Fund is non-diversified, the Fund may invest a large percentage of its assets in securities or other instruments representing a small number of issuers or counterparties and thus may be more susceptible to the risks associated with these particular issuers or counterparties. As a result, the Fund's performance may depend to a greater extent on the performance of a small number of issuers or counterparties, which may lead to more volatility in the Fund's NAV.

Non-U.S. Securities Risk. Securities issued by non-U.S. issuers (including depositary receipts) are subject to different legal, regulatory, political, economic, and market risks than securities issued by U.S. issuers. These risks include greater market volatility, less market liquidity, higher transaction costs, expropriation, confiscatory taxation, adverse changes in foreign investment or currency control regulations, restrictions on the repatriation of capital, and political instability. Non-U.S. issuers may be subject to different accounting, audit and financial reporting standards than U.S. issuers, and there may be less publicly available information about non-U.S. issuers. Foreign market trading hours, different clearing and settlement procedures, and holiday schedules may limit the Fund's ability to engage in portfolio transactions. To the extent that investments are made in a limited number of countries, events in those

countries will have a more significant impact on the Fund. The Fund is specifically exposed to **Asian Economic Risk**.

Operational Risk. The Fund is exposed to operational risks arising from a number of factors, including, but not limited to, human error, processing and communication errors, errors of the Fund's service providers, counterparties or other third parties, failed or inadequate processes and technology or systems failures. The Fund and BFA seek to reduce these operational risks through controls and procedures. However, these measures do not address every possible risk and may be inadequate to address significant operational risks.

Reliance on Trading Partners Risk. The Fund invests in countries or regions whose economies are heavily dependent upon trading with key partners. Any reduction in this trading may have an adverse impact on the Fund's investments. Through its holdings of securities of certain issuers, the Fund is specifically exposed to **Asian Economic Risk** and **U.S. Economic Risk**.

Risk of Investing in China. Investments in Chinese securities, including certain Hong Kong-listed and U.S.-listed securities, subject the Fund to risks specific to China. China may be subject to considerable degrees of economic, political and social instability. China is an emerging market and demonstrates significantly higher volatility from time to time in comparison to developed markets. Over the last few decades, the Chinese government has undertaken reform of economic and market practices and has expanded the sphere of private ownership of property in China. However, Chinese markets generally continue to experience inefficiency, volatility and pricing anomalies resulting from governmental influence, a lack of publicly available information and/or political and social instability.

Chinese companies are also subject to the risk that Chinese authorities can intervene in their operations and structure. Internal social unrest or confrontations with neighboring countries, including military conflicts in response to such events, may also disrupt economic development in China and result in a greater risk of currency fluctuations, currency non-convertibility, interest rate fluctuations and higher rates of inflation.

China has experienced security concerns, such as terrorism and strained international relations. Additionally, China is alleged to have participated in state-sponsored cyberattacks against foreign companies and foreign governments. Actual and threatened responses to such activity and strained international relations, including purchasing restrictions, sanctions, tariffs or cyberattacks on the Chinese government or Chinese companies, may impact China's economy and Chinese issuers of securities in which the Fund invests. Incidents involving China's or the region's security may cause uncertainty in Chinese markets and may adversely affect the Chinese economy and the Fund's investments. Export growth continues to be a major driver of China's rapid economic growth. Reduction in spending on Chinese products and services, supply chain diversification, institution of additional tariffs or other trade barriers (including as a result of heightened trade tensions or a trade war between China and the U.S. or in response to actual or alleged Chinese cyber activity) or a downturn in any of the economies of China's key trading partners may have an adverse impact on the Chinese economy. The Underlying Index may include companies that are subject to economic or trade restrictions (but not investment restrictions)

imposed by the U.S. or other governments due to national security, human rights or other concerns of such government. So long as these restrictions do not include restrictions on investments, the Fund is generally expected to invest in such companies, consistent with its objective to track the performance of the Underlying Index.

Chinese companies, including Chinese companies that are listed on U.S. exchanges, are not subject to the same degree of regulatory requirements, accounting standards or auditor oversight as companies in more developed countries. As a result, information about the Chinese securities in which the Fund invests may be less reliable or complete. Chinese companies with securities listed on U.S. exchanges may be delisted if they do not meet U.S. accounting standards and auditor oversight requirements, which would significantly decrease the liquidity and value of the securities. There may be significant obstacles to obtaining information necessary for investigations into or litigation against Chinese companies, and shareholders may have limited legal remedies. The Fund does not select investments based on investor protection considerations.

Risk of Investing in Russia. Investing in Russian securities involves significant risks, including legal, regulatory, currency and economic risks that are specific to Russia. In addition, investing in Russian securities involves risks associated with the settlement of portfolio transactions and loss of the Fund's ownership rights in its portfolio securities as a result of the system of share registration and custody in Russia. Governments, including the U.S., the U.K., the E.U., and many other countries have imposed economic sanctions on certain Russian individuals and Russian corporate and banking entities, and jurisdictions may also institute broader sanctions on Russia. Russia has issued a number of countersanctions, some of which restrict the distribution of profits by limited liability companies (e.g., dividends), and prohibit Russian persons from entering into transactions with designated persons from "unfriendly states" as well as the export of raw materials or other products from Russia to certain sanctioned persons.

Russia launched a large-scale invasion of Ukraine on February 24, 2022. The extent and duration of the military action, resulting sanctions and resulting future market disruptions, including declines in its stock markets and the value of the ruble against the U.S. dollar, are impossible to predict, but could be significant. Disruptions caused by Russian military action or other actions (including cyberattacks and espionage) or resulting actual and threatened responses to such activity, including purchasing and financing restrictions, boycotts or changes in consumer or purchaser preferences, sanctions, import and export restrictions, tariffs or cyberattacks on the Russian government, Russian companies, or Russian individuals, including politicians, may impact Russia's economy and Russian companies in which the Fund invests. Actual and threatened responses to Russian military action may also impact the markets for certain Russian commodities, such as oil and natural gas, as well as other sectors of the Russian economy, and are likely to have collateral impacts on such sectors globally. Russian companies may be unable to pay dividends and, if they pay dividends, the Fund may be unable to receive them. As a result of sanctions, the Fund is currently restricted from trading in Russian securities, including those in its portfolio, and the Underlying Index has removed Russian

securities. It is unknown when, or if, sanctions may be lifted or the Fund's ability to trade in Russian securities will resume.

Risk of Investing in Saudi Arabia. Investing in Saudi Arabian issuers subjects the Fund to legal, regulatory, political, currency, security, and economic risks that are specific to Saudi Arabia. The economy of Saudi Arabia is dominated by petroleum exports. A sustained decrease in petroleum prices could have a negative impact on all aspects of the economy. Investments in the securities of Saudi Arabian issuers involve risks not typically associated with investments in securities of issuers in more developed countries, which may negatively affect the value of the Fund's investments. Such heightened risks may include, among others, the expropriation and/or nationalization of assets, restrictions on and government intervention in international trade, confiscatory taxation, political instability, including authoritarian and/or military involvement in governmental decision-making, armed conflict, crime and instability as a result of religious, ethnic and/or socioeconomic unrest. Instability in the Middle East region could adversely impact the economy of Saudi Arabia, and there is no assurance of political stability in Saudi Arabia.

The ability of foreign investors to invest in the securities of Saudi Arabian companies could be restricted by the Saudi Arabian government at any time, and unforeseen risks could materialize with respect to foreign ownership of such securities. There are a number of ways to conduct transactions in equity securities in the Saudi Arabian market. The Fund generally expects to transact in a manner so that it is not limited by Saudi Arabian regulations to a single broker. However, there may be a limited number of brokers who can provide services to the Fund, which may have an adverse impact on the prices, quantity or timing of Fund transactions.

Securities Lending Risk. The Fund may engage in securities lending. Securities lending involves the risk that the Fund may lose money because the borrower of the loaned securities fails to return the securities in a timely manner or at all. The Fund could also lose money in the event of a decline in the value of collateral provided for loaned securities or a decline in the value of any investments made with cash collateral. These events could also trigger adverse tax consequences for the Fund.

Tax Risk. The Fund is subject to tax in India on the purchase and sale of Indian securities, which will reduce the Fund's returns. For more information regarding the tax implications of investing in Indian securities, please see the section entitled "Indian Tax Disclosure."

Technology Companies Risk. Technology companies and companies that rely heavily on technological advances may have limited product lines, markets, financial resources, supply chains and personnel. These companies typically face intense competition, potentially rapid product obsolescence and changes in product cycles and customer preferences. They may face unexpected risks and costs associated with technological developments, such as artificial intelligence and machine learning. Technology companies also depend heavily on intellectual property rights and may be adversely affected by the loss or impairment of those rights. Technology companies may face increased government scrutiny and may be subject to adverse government or legal action.

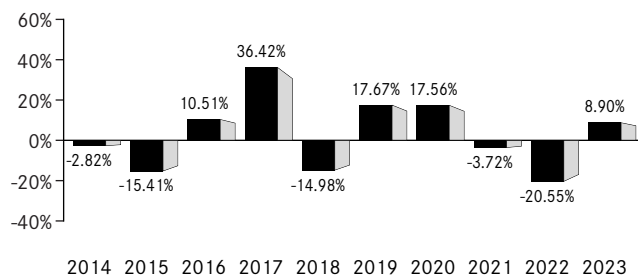
Tracking Error Risk. The Fund may be subject to “tracking error,” which is the divergence of the Fund’s performance from that of the Underlying Index. Tracking error may occur due to a number of factors, including differences between the securities and other assets held in the Fund’s portfolio and those included in the Underlying Index; differences in the timing and methodologies used to value securities and other assets; transaction costs and other expenses incurred by the Fund that the Underlying Index does not incur; the Fund’s holding of uninvested cash; differences in the timing of the accrual or the valuation of dividends or interest received by the Fund or distributions paid to Fund shareholders; tax gains or losses; the requirements for the Fund to maintain pass-through tax treatment; portfolio transactions carried out to minimize the distribution of capital gains to shareholders; the acceptance of custom baskets; changes to the Underlying Index; and impacts to the Fund of complying with certain regulatory requirements or limits. Tracking error risk may be heightened during times of increased market volatility or other unusual market conditions. A Fund that tracks an index with exposure to non-U.S. issuers may experience higher tracking error than ETFs that do not track such indexes.

Valuation Risk. The price that the Fund could receive upon the sale (or other disposition) of a security or other asset may differ from the Fund’s valuation of the security or other asset, particularly for securities or other assets that trade in low volume or volatile markets or that are valued using a fair value methodology. The price received by the Fund also may differ from the value used by the Underlying Index. In addition, the value of the securities or other assets in the Fund’s portfolio may change on days or during time periods when investors are not able to purchase or sell Fund shares. Authorized Participants that create or redeem Fund shares on days when the Fund is holding fair-valued securities or other assets may receive fewer or more shares, or lower or higher redemption proceeds, than they would have received had the securities or other assets not been fair valued or been valued using a different methodology. The ability to value investments may be impacted by technological issues or errors by pricing services or other third-party service providers.

Performance Information

The performance information below illustrates how the Fund's performance has varied over different periods and provides some indication of the risks of investing in the Fund. The bar chart shows how the performance of the Fund has varied from one calendar year to another over the periods shown. The table compares the Fund's performance to that of an appropriate broad-based securities market index, which is also the Fund's Underlying Index. Fund returns assume the reinvestment of any dividends and distributions. The Fund's returns reflect the impact of any agreements to waive or reimburse expenses, which would reduce performance if not in effect. Past performance (before and after taxes) does not necessarily indicate how the Fund will perform in the future. Updated performance information, including the Fund's current NAV, may be obtained by visiting www.iShares.com or by calling 1-800-iShares (1-800-474-2737) (toll free).

Calendar Year-by-Year Returns



	<u>Return (%)</u>	<u>Period Ended</u>
Calendar Year-to-Date Return	14.88%	September 30, 2024
During the periods shown in the chart:		
Best Quarter	19.43%	December 31, 2020
Worst Quarter	-23.69%	March 31, 2020

Average Annual Total Returns (for the periods ended December 31, 2023)

	<u>One Year</u>	<u>Five Years</u>	<u>Ten Years</u>
(Inception Date: 4/7/2003)			
Return Before Taxes	8.90%	2.88%	1.96%
Return After Taxes on Distributions	8.31%	2.45%	1.55%
Return After Taxes on Distributions and Sale of Fund Shares	5.83%	2.36%	1.62%
MSCI Emerging Markets Index (Returns do not reflect deductions for fees, expenses or taxes)	9.83%	3.68%	2.66%

After-tax returns in the table above are calculated using the historical highest individual U.S. federal marginal income tax rates and do not reflect the impact of state or local taxes. Actual after-tax returns depend on an investor's tax situation and may differ from those shown, and after-tax returns shown are not relevant to tax-exempt investors or investors who hold shares through tax-deferred arrangements, such as 401(k) plans or individual retirement accounts ("IRAs"). Fund returns after taxes on distributions and sales of Fund shares are calculated assuming that an investor has sufficient capital gains of the same character from other investments to offset any capital losses from the sales of Fund shares. As a result, Fund returns after taxes on distributions and sales of Fund shares may exceed Fund returns before taxes and/or returns after taxes on distributions.

Management

Investment Adviser. BlackRock Fund Advisors.

Portfolio Managers. Jennifer Hsui, Greg Savage and Paul Whitehead (the “Portfolio Managers”) are primarily responsible for the day-to-day management of the Fund. Each Portfolio Manager supervises a portfolio management team. Ms. Hsui, Mr. Savage and Mr. Whitehead have been Portfolio Managers of the Fund since 2012, 2008 and 2022, respectively.

Purchase and Sale of Fund Shares

The Fund is an ETF. Individual shares of the Fund may only be bought and sold in the secondary market through a broker-dealer. Because ETF shares trade at market prices rather than at NAV, shares may trade at a price greater than NAV (a premium) or less than NAV (a discount). An investor may incur costs attributable to the difference between the highest price a buyer is willing to pay to purchase shares of the Fund (bid) and the lowest price a seller is willing to accept for shares of the Fund (ask) when buying or selling shares in the secondary market (the “bid-ask spread”).

Tax Information

The Fund intends to make distributions that may be taxable to you as ordinary income or capital gains, unless you are investing through a tax-deferred arrangement such as a 401(k) plan or an IRA, in which case, your distributions generally will be taxed when withdrawn.

Payments to Broker-Dealers and Other Financial Intermediaries

If you purchase shares of the Fund through a broker-dealer or other financial intermediary (such as a bank), BFA or other related companies may pay the intermediary for marketing activities and presentations, educational training programs, conferences, the development of technology platforms and reporting systems or other services related to the sale or promotion of the Fund. These payments may create a conflict of interest by influencing the broker-dealer or other intermediary and your salesperson to recommend the Fund over another investment. Ask your salesperson or visit your financial intermediary’s website for more information.

iSHARES[®] MSCI EMERGING MARKETS ex CHINA ETF

Ticker: EMXC

Stock Exchange: Nasdaq

Investment Objective

The iShares MSCI Emerging Markets ex China ETF (the “Fund”) seeks to track the investment results of an index composed of large- and mid-capitalization emerging market equities, excluding China.

Fees and Expenses

The following table describes the fees and expenses that you will incur if you buy, hold and sell shares of the Fund. The investment advisory agreement between iShares, Inc. (the “Company”) and BlackRock Fund Advisors (“BFA”) (the “Investment Advisory Agreement”) provides that BFA will pay all operating expenses of the Fund, except: (i) the management fees, (ii) interest expenses, (iii) taxes, (iv) expenses incurred with respect to the acquisition and disposition of portfolio securities and the execution of portfolio transactions, including brokerage commissions, (v) distribution fees or expenses, and (vi) litigation expenses and any extraordinary expenses.

The Fund may incur “Acquired Fund Fees and Expenses.” Acquired Fund Fees and Expenses reflect the Fund’s *pro rata* share of the fees and expenses incurred indirectly by the Fund as a result of investing in other investment companies. The impact of Acquired Fund Fees and Expenses is included in the Fund’s total return but is not included in the Fund’s ratio of expenses to average net assets. Both figures are shown in the *Financial Highlights* section of the Fund’s prospectus (the “Prospectus”). BFA, the investment adviser to the Fund, has contractually agreed to waive a portion of its management fees in an amount equal to the Acquired Fund Fees and Expenses, if any, attributable to investments by the Fund in other series of iShares Trust and the Company through December 31, 2027. The contractual waiver may be terminated prior to December 31, 2027 only upon written agreement of the Company and BFA.

You may pay other fees, such as brokerage commissions and other fees to financial intermediaries, which are not reflected in the tables and examples below.

Annual Fund Operating Expenses
(ongoing expenses that you pay each year as a
percentage of the value of your investments)¹

Management Fees	Distribution and Service (12b-1) Fees	Other Expenses ²	Acquired Fund Fees and Expenses ²	Total Annual Fund Operating Expenses	Fee Waiver and/or Expense Reimbursement	Total Annual Fund Operating Expenses After Fee Waiver and/or Expense Reimbursement
0.25%	None	0.00%	0.00%	0.25%	(0.00)%	0.25%

¹ Operating expenses paid by BFA under the Investment Advisory Agreement exclude Acquired Fund Fees and Expenses, if any.

² The amount rounded to 0.00%.

Example. This Example is intended to help you compare the cost of owning shares of the Fund with the cost of investing in other funds. The Example assumes that you invest \$10,000 in the Fund for the time periods indicated and then sell all of your shares at the end of those periods. The Example also assumes that your investment has a 5% return each year and that the Fund’s operating expenses remain the same. Although your actual costs may be higher or lower, based on these assumptions, your costs would be:

1 Year	3 Years	5 Years	10 Years
\$26	\$80	\$141	\$318

Portfolio Turnover. The Fund may pay transaction costs, such as commissions, when it buys and sells securities (or “turns over” its portfolio). A higher portfolio turnover rate may indicate higher transaction costs and may result in higher taxes when Fund shares are held in a taxable account. These costs, which are not reflected in the Annual Fund Operating Expenses or in the Example, affect the Fund’s performance. During the most recent fiscal year, the Fund’s portfolio turnover rate was 12% of the average value of its portfolio.

Principal Investment Strategies

The Fund seeks to track the investment results of the MSCI Emerging Markets ex China Index (the “Underlying Index”), which

is designed to measure equity market performance in global emerging markets (with the exception of China). The Underlying Index is a free float-adjusted market capitalization-weighted index that captures large- and mid-capitalization stocks across 23 of the 24 emerging markets countries (as defined by MSCI Inc. (the “Index Provider” or “MSCI”)), excluding China. The Underlying Index covers approximately 85% of the free float-adjusted market capitalization of each of the following countries: Brazil, Chile, Colombia, Czech Republic, Egypt, Greece, Hungary, India, Indonesia, Kuwait, Malaysia, Mexico, Peru, the Philippines, Poland, Qatar, Saudi Arabia, South Africa, South Korea, Taiwan, Thailand, Turkey and the United Arab Emirates. As of August 31, 2024, a significant portion of the Underlying Index is represented by securities of companies in the financials and technology

industries or sectors. The components of the Underlying Index are likely to change over time.

BFA uses an indexing approach to try to achieve the Fund's investment objective. The Fund does not try to "beat" the index it tracks and does not seek temporary defensive positions when markets decline or appear overvalued.

Indexing may eliminate the chance that the Fund will substantially outperform the Underlying Index but also may reduce some of the risks of active management, such as poor security selection. Indexing seeks to achieve lower costs and better after-tax performance by aiming to keep portfolio turnover low in comparison to actively managed investment companies.

BFA uses a representative sampling indexing strategy to manage the Fund. "Representative sampling" is an indexing strategy that involves investing in a representative sample of securities that collectively has an investment profile similar to that of an applicable underlying index. The securities selected are expected to have, in the aggregate, investment characteristics (based on factors such as market capitalization and industry weightings), fundamental characteristics (such as return variability and yield) and liquidity measures similar to those of an applicable underlying index. The Fund may or may not hold all of the securities in the Underlying Index.

The Fund generally will invest at least 80% of its assets in the component securities of its Underlying Index and in investments that have economic characteristics that are substantially identical to the component securities of its Underlying Index (*i.e.*, depositary receipts representing securities of the Underlying Index) and may invest up to 20% of its assets in certain futures, options and swap contracts, cash and cash equivalents, including shares of money market funds advised by BFA or its affiliates, as well as in securities not included in the Underlying Index, but which BFA believes will help the Fund track the Underlying Index. Cash and cash equivalent investments associated with a derivative position will be treated as part of that position for the purposes of calculating the percentage of investments included in the Underlying Index. The Fund seeks to track the investment results of the Underlying Index before fees and expenses of the Fund.

The Fund may lend securities representing up to one-third of the value of the Fund's total assets (including the value of any collateral received).

The Underlying Index is sponsored by MSCI, which is independent of the Fund and BFA. The Index Provider determines the composition and relative weightings of the securities in the Underlying Index and publishes information regarding the market value of the Underlying Index.

Industry Concentration Policy. The Fund will concentrate its investments (*i.e.*, hold 25% or more of its total assets) in a particular industry or group of industries to approximately the same extent that the Underlying Index is concentrated. For purposes of this limitation, securities of the U.S. government (including its agencies and instrumentalities) and repurchase agreements collateralized by U.S. government securities are not considered to be issued by members of any industry.

Summary of Principal Risks

As with any investment, you could lose all or part of your investment in the Fund, and the Fund's performance could trail that of other investments. The Fund is subject to certain risks, including the principal risks noted below, any of which may adversely affect the Fund's net asset value per share ("NAV"), trading price, yield, total return and ability to meet its investment objective. Certain key risks are prioritized below (with others following in alphabetical order), but the relative significance of any risk is difficult to predict and may change over time. You should review each risk factor carefully.

Risk of Investing in Emerging Markets. Investments in emerging market issuers may be subject to a greater risk of loss than investments in issuers located or operating in more developed markets. Emerging markets may be more likely to experience inflation, social instability, political turmoil or rapid changes in economic conditions than more developed markets. Companies in many emerging markets are not subject to the same degree of regulatory requirements, accounting standards or auditor oversight as companies in more developed countries, and as a result, information about the securities in which the Fund invests may be less reliable or complete. Emerging markets often have less reliable securities valuations and greater risk associated with custody of securities than developed markets. There may be significant obstacles to obtaining information necessary for investigations into or litigation against companies and shareholders may have limited legal remedies. The Fund does not select investments based on investor protection considerations. While the Fund does not invest directly in Chinese securities, many emerging market companies included in the Underlying Index are exposed to the risks of the Chinese economy.

Equity Securities Risk. Equity securities are subject to changes in value, and their values may be more volatile than those of other asset classes. The value of a security may decline for a number of reasons that may directly relate to the issuer as well as due to general industry or market conditions. Common stock is subordinated to preferred securities and debt in a company's capital structure. Common stock has the lowest priority, and the greatest risk, with respect to dividends and any liquidation payments in the event of an issuer's bankruptcy.

Market Risk. The Fund could lose money over short periods due to short-term market movements and over longer periods during more prolonged market downturns. Local, regional or global events such as war, acts of terrorism, pandemics or other public health issues, recessions, the prospect or occurrence of a sovereign default or other financial crisis, or other events could have a significant impact on the Fund and its investments and could result in increased premiums or discounts to the Fund's NAV.

Index-Related Risk. The Index Provider may rely on various sources of information to assess the criteria of components of the Underlying Index, including information that may be based on assumptions and estimates. Neither the Fund nor BFA can offer assurances that the Index Provider's methodology or sources of information will provide an accurate assessment of included components or will result in the Fund meeting its investment objective. Errors in index data, index computations or the construction of the Underlying Index in accordance with its

methodology may occur, and the Index Provider may not identify or correct them promptly or at all, which may have an adverse impact on the Fund and its shareholders. Unusual market conditions or other unforeseen circumstances (such as natural disasters, political unrest or war) may impact the Index Provider or a third-party data provider and could cause the Index Provider to postpone a scheduled rebalance. This could cause the Underlying Index to vary from its normal or expected composition.

Asset Class Risk. The securities and other assets in the Underlying Index or in the Fund's portfolio may underperform in comparison to financial markets generally, a particular financial market, another index, or other asset classes.

Authorized Participant Concentration Risk. An "Authorized Participant" is a member or participant of a clearing agency registered with the SEC, which has a written agreement with the Fund or one of its service providers that allows the Authorized Participant to place orders for the purchase and redemption of creation units ("Creation Units"). Only an Authorized Participant may engage in creation or redemption transactions directly with the Fund. There are a limited number of institutions that may act as Authorized Participants for the Fund, including on an agency basis on behalf of other market participants. No Authorized Participant is obligated to engage in creation or redemption transactions. To the extent that Authorized Participants exit the business or do not place creation or redemption orders for the Fund and no other Authorized Participant places orders, Fund shares are more likely to trade at a premium or discount to NAV and possibly face trading halts or delisting.

Commodity Risk. The Fund invests in companies that are susceptible to fluctuations in certain commodity markets and to price changes due to trade relations. Any negative changes in commodity markets that may be due to changes in supply and demand for commodities, market events, war, regulatory developments, other catastrophic events, or other factors that the Fund cannot control could have an adverse impact on those companies.

Concentration Risk. The Fund may be susceptible to an increased risk of loss, including losses due to adverse events that affect the Fund's investments more than the market as a whole, to the extent that the Fund's investments are concentrated in the securities or other assets of one or more issuers, countries or other geographic units, markets, industries, project types, or asset classes.

Currency Risk. Because the Fund's NAV is determined in U.S. dollars, the NAV could decline if the currency of a non-U.S. market in which the Fund invests depreciates against the U.S. dollar or if there are delays or limits on the repatriation of foreign currency. Currency exchange rates can be very volatile and can change quickly and unpredictably. As a result, the Fund's NAV may change quickly and without warning. In addition, the Fund may incur costs in connection with conversions between U.S. dollars and foreign currencies.

Custody Risk. Less developed securities markets are more likely to experience problems with the clearing and settlement of trades, as well as the custody of securities and other assets by local banks, agents and depositories. These issues may have an

adverse impact on the Fund, including losses or delays in payments, delivery or recovery of money or other assets.

Cybersecurity Risk. Failures or breaches of the electronic systems of the Fund, its adviser, distributor, Index Provider, other service providers, counterparties, or issuers of assets in which the Fund invests may cause disruptions that negatively impact the Fund and its shareholders. While the Fund has established business continuity plans and risk management systems seeking to address system breaches or failures, there are inherent limitations in such plans and systems. The Fund cannot control the cybersecurity plans and systems of its service providers, counterparties, and other third parties whose activities affect the Fund. In addition, cyber incidents may adversely impact the issuers of securities in which the Fund invests, which may cause such investments to lose value.

Financial Companies Risk. Financial services companies are subject to extensive governmental regulation and intervention, which may adversely affect their profitability, the scope of their activities, the prices they can charge, the amount of capital and liquid assets they must maintain and their size, among other things. Financial services companies also may be significantly affected by, among other things, interest rates, economic conditions, volatility in financial markets, credit rating downgrades, adverse public perception, exposure concentration and counterparty risk.

Issuer Risk. The performance of the Fund depends on the performance of individual securities or other assets to which the Fund has exposure. The value of securities or other assets may decline, or perform differently from the market as a whole, due to changes in the financial condition or credit rating of the issuer or counterparty.

Large-Capitalization Companies Risk. Large-capitalization companies may be less able than smaller-capitalization companies to adapt to changing market conditions and competitive challenges. Large-capitalization companies may be more mature and subject to more limited growth potential compared with smaller-capitalization companies. The performance of large-capitalization companies could trail the overall performance of the broader securities markets.

Large Shareholder and Large-Scale Redemption Risk. Certain shareholders of the Fund, including an Authorized Participant, a third-party investor, the Fund's adviser, an affiliate of the Fund's adviser, a market maker, or another entity, may from time to time own or manage a substantial amount of Fund shares, or may hold their investment in the Fund for a limited period of time. There can be no assurance that any large shareholder or large group of shareholders would not redeem their investment. Redemptions of a large number of Fund shares could require the Fund to dispose of assets to meet the redemption requests, which can accelerate the realization of taxable income and/or capital gains and cause the Fund to make taxable distributions to its shareholders earlier than the Fund otherwise would have. In addition, under certain circumstances, non-redeeming shareholders may be treated as receiving a disproportionately large taxable distribution during or with respect to such year. In some circumstances, the Fund may hold a relatively large proportion of its assets in cash in anticipation of large redemptions, diluting its investment returns. These large redemptions may also force the Fund to sell portfolio

securities or other assets when it might not otherwise do so, which may negatively impact the Fund's NAV, increase the Fund's brokerage costs and/or have a material effect on the market price of Fund shares.

Management Risk. The Fund generally does not attempt to take defensive positions under any market conditions, including declining markets. As the Fund will not fully replicate the Underlying Index and may hold securities or other assets not included in the Underlying Index, it is subject to the risk that the investment strategy of BFA may not produce the intended results. There is no guarantee that the Fund's investment results will have a high degree of correlation to those of the Underlying Index or that the Fund will achieve its investment objective.

Market Trading Risk. The Fund faces numerous market trading risks, including the potential lack of an active market for Fund shares (including through a trading halt), losses from trading in secondary markets, periods of high volatility, and disruptions in the process of creating and redeeming Fund shares. Any of these factors, among others, may lead to the Fund's shares trading in the secondary market at a premium or discount to NAV or to the intraday value of the Fund's portfolio holdings. If you buy Fund shares at a time when the market price is at a premium to NAV or sell Fund shares at a time when the market price is at a discount to NAV, you may pay significantly more or receive significantly less than the underlying value of the Fund shares.

Mid-Capitalization Companies Risk. Compared to large-capitalization companies, mid-capitalization companies may be less stable and more susceptible to adverse developments. The securities of mid-capitalization companies may be more volatile and less liquid than those of large-capitalization companies. As a result, the Fund's share price may be more volatile than that of a fund with a greater investment in large-capitalization stocks.

National Closed Market Trading Risk. To the extent that securities or other assets held by the Fund trade on foreign exchanges or in foreign markets that may be closed when the securities exchange on which the Fund's shares trade is open, there are likely to be deviations between such asset's current price and its last quoted price (*i.e.*, the quote from the closed foreign market to the Fund). The impact of a closed foreign market on the Fund is likely to be greater where a large portion of the Fund's holdings trade on a closed foreign market or when a foreign market is closed for unscheduled reasons. These deviations could result in premiums or discounts to the Fund's NAV that may be greater than those experienced by other funds.

Non-U.S. Securities Risk. Securities issued by non-U.S. issuers (including depositary receipts) are subject to different legal, regulatory, political, economic, and market risks than securities issued by U.S. issuers. These risks include greater market volatility, less market liquidity, higher transaction costs, expropriation, confiscatory taxation, adverse changes in foreign investment or currency control regulations, restrictions on the repatriation of capital, and political instability. Non-U.S. issuers may be subject to different accounting, audit and financial reporting standards than U.S. issuers, and there may be less publicly available information about non-U.S. issuers. Foreign market trading hours, different clearing and settlement procedures, and holiday schedules may limit the Fund's ability to engage in portfolio transactions. To the extent that investments

are made in a limited number of countries, events in those countries will have a more significant impact on the Fund. The Fund is specifically exposed to **Asian Economic Risk**.

Operational Risk. The Fund is exposed to operational risks arising from a number of factors, including, but not limited to, human error, processing and communication errors, errors of the Fund's service providers, counterparties or other third parties, failed or inadequate processes and technology or systems failures. The Fund and BFA seek to reduce these operational risks through controls and procedures. However, these measures do not address every possible risk and may be inadequate to address significant operational risks.

Reliance on Trading Partners Risk. The Fund invests in countries or regions whose economies are heavily dependent upon trading with key partners. Any reduction in this trading may have an adverse impact on the Fund's investments. Through its holdings of securities of certain issuers, the Fund is specifically exposed to **Asian Economic Risk** and **U.S. Economic Risk**.

Risk of Investing in India. Investments in Indian issuers involve risks that are specific to India, including legal, regulatory, political, currency and economic risks. Political and legal uncertainty, greater government control over the economy, currency fluctuations or blockage, and the risk of nationalization or expropriation of assets may result in higher potential for losses. The securities markets in India are relatively underdeveloped and may subject the Fund to higher transaction costs or greater uncertainty than investments in more developed securities markets.

Risk of Investing in Russia. Investing in Russian securities involves significant risks, including legal, regulatory, currency and economic risks that are specific to Russia. In addition, investing in Russian securities involves risks associated with the settlement of portfolio transactions and loss of the Fund's ownership rights in its portfolio securities as a result of the system of share registration and custody in Russia. Governments, including the U.S., the U.K., the E.U., and many other countries have imposed economic sanctions on certain Russian individuals and Russian corporate and banking entities, and jurisdictions may also institute broader sanctions on Russia. Russia has issued a number of countersanctions, some of which restrict the distribution of profits by limited liability companies (e.g., dividends), and prohibit Russian persons from entering into transactions with designated persons from "unfriendly states" as well as the export of raw materials or other products from Russia to certain sanctioned persons.

Russia launched a large-scale invasion of Ukraine on February 24, 2022. The extent and duration of the military action, resulting sanctions and resulting future market disruptions, including declines in its stock markets and the value of the ruble against the U.S. dollar, are impossible to predict, but could be significant. Disruptions caused by Russian military action or other actions (including cyberattacks and espionage) or resulting actual and threatened responses to such activity, including purchasing and financing restrictions, boycotts or changes in consumer or purchaser preferences, sanctions, import and export restrictions, tariffs or cyberattacks on the Russian government, Russian companies, or Russian individuals, including politicians, may impact Russia's economy and Russian companies in which the

Fund invests. Actual and threatened responses to Russian military action may also impact the markets for certain Russian commodities, such as oil and natural gas, as well as other sectors of the Russian economy, and are likely to have collateral impacts on such sectors globally. Russian companies may be unable to pay dividends and, if they pay dividends, the Fund may be unable to receive them. As a result of sanctions, the Fund is currently restricted from trading in Russian securities, including those in its portfolio, and the Underlying Index has removed Russian securities. It is unknown when, or if, sanctions may be lifted or the Fund's ability to trade in Russian securities will resume.

Risk of Investing in Saudi Arabia. Investing in Saudi Arabian issuers subjects the Fund to legal, regulatory, political, currency, security, and economic risks that are specific to Saudi Arabia. The economy of Saudi Arabia is dominated by petroleum exports. A sustained decrease in petroleum prices could have a negative impact on all aspects of the economy. Investments in the securities of Saudi Arabian issuers involve risks not typically associated with investments in securities of issuers in more developed countries, which may negatively affect the value of the Fund's investments. Such heightened risks may include, among others, the expropriation and/or nationalization of assets, restrictions on and government intervention in international trade, confiscatory taxation, political instability, including authoritarian and/or military involvement in governmental decision-making, armed conflict, crime and instability as a result of religious, ethnic and/or socioeconomic unrest. Instability in the Middle East region could adversely impact the economy of Saudi Arabia, and there is no assurance of political stability in Saudi Arabia.

The ability of foreign investors to invest in the securities of Saudi Arabian companies could be restricted by the Saudi Arabian government at any time, and unforeseen risks could materialize with respect to foreign ownership of such securities. There are a number of ways to conduct transactions in equity securities in the Saudi Arabian market. The Fund generally expects to transact in a manner so that it is not limited by Saudi Arabian regulations to a single broker. However, there may be a limited number of brokers who can provide services to the Fund, which may have an adverse impact on the prices, quantity or timing of Fund transactions.

Risk of Investing in Taiwan. Investments in Taiwanese issuers involve risks that are specific to Taiwan, including legal, regulatory, political, currency and economic risks. Political and economic developments of Taiwan's neighbors may have an adverse effect on Taiwan's economy. Specifically, Taiwan's geographic proximity and history of political contention with China have resulted in ongoing tensions, which may materially affect the Taiwanese economy and its securities market.

Securities Lending Risk. The Fund may engage in securities lending. Securities lending involves the risk that the Fund may lose money because the borrower of the loaned securities fails to return the securities in a timely manner or at all. The Fund could also lose money in the event of a decline in the value of collateral provided for loaned securities or a decline in the value of any

investments made with cash collateral. These events could also trigger adverse tax consequences for the Fund.

Technology Companies Risk. Technology companies and companies that rely heavily on technological advances may have limited product lines, markets, financial resources, supply chains and personnel. These companies typically face intense competition, potentially rapid product obsolescence and changes in product cycles and customer preferences. They may face unexpected risks and costs associated with technological developments, such as artificial intelligence and machine learning. Technology companies also depend heavily on intellectual property rights and may be adversely affected by the loss or impairment of those rights. Technology companies may face increased government scrutiny and may be subject to adverse government or legal action.

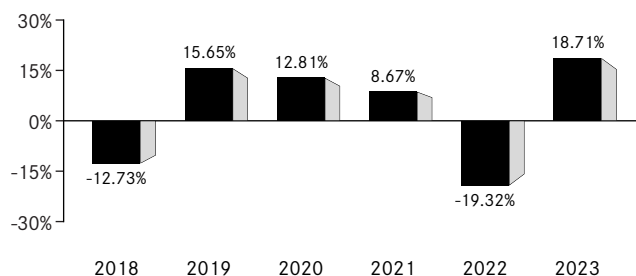
Tracking Error Risk. The Fund may be subject to "tracking error," which is the divergence of the Fund's performance from that of the Underlying Index. Tracking error may occur due to a number of factors, including differences between the securities and other assets held in the Fund's portfolio and those included in the Underlying Index; differences in the timing and methodologies used to value securities and other assets; transaction costs and other expenses incurred by the Fund that the Underlying Index does not incur; the Fund's holding of uninvested cash; differences in the timing of the accrual or the valuation of dividends or interest received by the Fund or distributions paid to Fund shareholders; tax gains or losses; the requirements for the Fund to maintain pass-through tax treatment; portfolio transactions carried out to minimize the distribution of capital gains to shareholders; the acceptance of custom baskets; changes to the Underlying Index; and impacts to the Fund of complying with certain regulatory requirements or limits. Tracking error risk may be heightened during times of increased market volatility or other unusual market conditions. A Fund that tracks an index with exposure to non-U.S. issuers may experience higher tracking error than ETFs that do not track such indexes.

Valuation Risk. The price that the Fund could receive upon the sale (or other disposition) of a security or other asset may differ from the Fund's valuation of the security or other asset, particularly for securities or other assets that trade in low volume or volatile markets or that are valued using a fair value methodology. The price received by the Fund also may differ from the value used by the Underlying Index. In addition, the value of the securities or other assets in the Fund's portfolio may change on days or during time periods when investors are not able to purchase or sell Fund shares. Authorized Participants that create or redeem Fund shares on days when the Fund is holding fair-valued securities or other assets may receive fewer or more shares, or lower or higher redemption proceeds, than they would have received had the securities or other assets not been fair valued or been valued using a different methodology. The ability to value investments may be impacted by technological issues or errors by pricing services or other third-party service providers.

Performance Information

The performance information below illustrates how the Fund's performance has varied over different periods and provides some indication of the risks of investing in the Fund. The bar chart shows how the performance of the Fund has varied from one calendar year to another over the periods shown. The table compares the Fund's performance to that of an appropriate broad-based securities market index and the Underlying Index. Fund returns assume the reinvestment of any dividends and distributions. The Fund's returns reflect the impact of any agreements to waive or reimburse expenses, which would reduce performance if not in effect. Past performance (before and after taxes) does not necessarily indicate how the Fund will perform in the future. Updated performance information, including the Fund's current NAV, may be obtained by visiting www.iShares.com or by calling 1-800-iShares (1-800-474-2737) (toll free).

Calendar Year-by-Year Returns



	<u>Return (%)</u>	<u>Period Ended</u>
Calendar Year-to-Date Return	11.45%	September 30, 2024
During the periods shown in the chart:		
Best Quarter	25.39%	December 31, 2020
Worst Quarter	-30.22%	March 31, 2020

Average Annual Total Returns (for the periods ended December 31, 2023)

	<u>One Year</u>	<u>Five Years</u>	<u>Since Fund Inception</u>
(Inception Date: 7/18/2017)			
Return Before Taxes	18.71%	6.31%	3.90%
Return After Taxes on Distributions	18.14%	5.66%	3.30%
Return After Taxes on Distributions and Sale of Fund Shares	11.39%	4.81%	2.95%
MSCI Emerging Markets Index ¹ (Returns do not reflect deductions for fees, expenses or taxes)	9.83%	3.68%	1.98%
MSCI Emerging Markets ex China Index (Returns do not reflect deductions for fees, expenses or taxes)	20.03%	6.88%	4.44%

¹ The Fund has added this broad-based index in response to new regulatory requirements.

After-tax returns in the table above are calculated using the historical highest individual U.S. federal marginal income tax rates and do not reflect the impact of state or local taxes. Actual after-tax returns depend on an investor's tax situation and may differ from those shown, and after-tax returns shown are not relevant to tax-exempt investors or investors who hold shares through tax-deferred arrangements, such as 401(k) plans or individual retirement accounts ("IRAs"). Fund returns after taxes on distributions and sales of Fund shares are calculated assuming that an investor has sufficient capital gains of the same character from other investments to offset any capital losses from the sales of Fund shares. As a result, Fund returns after taxes on distributions and sales of Fund shares may exceed Fund returns before taxes and/or returns after taxes on distributions.

Management

Investment Adviser. BlackRock Fund Advisors.

Portfolio Managers. Jennifer Hsui, Greg Savage and Paul Whitehead (the “Portfolio Managers”) are primarily responsible for the day-to-day management of the Fund. Each Portfolio Manager supervises a portfolio management team. Ms. Hsui and Mr. Savage have been Portfolio Managers of the Fund since 2017. Mr. Whitehead has been a Portfolio Manager of the Fund since 2022.

Purchase and Sale of Fund Shares

The Fund is an ETF. Individual shares of the Fund may only be bought and sold in the secondary market through a broker-dealer. Because ETF shares trade at market prices rather than at NAV, shares may trade at a price greater than NAV (a premium) or less than NAV (a discount). An investor may incur costs attributable to the difference between the highest price a buyer is willing to pay to purchase shares of the Fund (bid) and the lowest price a seller is willing to accept for shares of the Fund (ask) when buying or selling shares in the secondary market (the “bid-ask spread”).

Tax Information

The Fund intends to make distributions that may be taxable to you as ordinary income or capital gains, unless you are investing through a tax-deferred arrangement such as a 401(k) plan or an IRA, in which case, your distributions generally will be taxed when withdrawn.

Payments to Broker-Dealers and Other Financial Intermediaries

If you purchase shares of the Fund through a broker-dealer or other financial intermediary (such as a bank), BFA or other related companies may pay the intermediary for marketing activities and presentations, educational training programs, conferences, the development of technology platforms and reporting systems or other services related to the sale or promotion of the Fund. These payments may create a conflict of interest by influencing the broker-dealer or other intermediary and your salesperson to recommend the Fund over another investment. Ask your salesperson or visit your financial intermediary’s website for more information.

iSHARES[®] MSCI EMERGING MARKETS MIN VOL FACTOR ETF

Ticker: EEMV

Stock Exchange: Cboe BZX

Investment Objective

The iShares MSCI Emerging Markets Min Vol Factor ETF (the “Fund”) seeks to track the investment results of an index composed of emerging market equities that, in the aggregate, have lower volatility characteristics relative to the broader emerging equity markets.

Fees and Expenses

The following table describes the fees and expenses that you will incur if you buy, hold and sell shares of the Fund. The investment advisory agreement between iShares, Inc. (the “Company”) and BlackRock Fund Advisors (“BFA”) (the “Investment Advisory Agreement”) provides that BFA will pay all operating expenses of the Fund, except: (i) the management fees, (ii) interest expenses, (iii) taxes, (iv) expenses incurred with respect to the acquisition and disposition of portfolio securities and the execution of portfolio transactions, including brokerage commissions, (v) distribution fees or expenses, and (vi) litigation expenses and any extraordinary expenses.

You may pay other fees, such as brokerage commissions and other fees to financial intermediaries, which are not reflected in the tables and examples below.

Annual Fund Operating Expenses (ongoing expenses that you pay each year as a percentage of the value of your investments) ¹			
<u>Management Fees</u>	<u>Distribution and Service (12b-1) Fees</u>	<u>Other Expenses</u>	<u>Total Annual Fund Operating Expenses</u>
0.25%	None	0.01%	0.26%

¹ Operating expenses paid by BFA under the Investment Advisory Agreement exclude acquired fund fees and expenses, if any.

Example. This Example is intended to help you compare the cost of owning shares of the Fund with the cost of investing in other funds. The Example assumes that you invest \$10,000 in the Fund for the time periods indicated and then sell all of your shares at the end of those periods. The Example also assumes that your investment has a 5% return each year and that the Fund’s operating expenses remain the same. Although your actual costs may be higher or lower, based on these assumptions, your costs would be:

<u>1 Year</u>	<u>3 Years</u>	<u>5 Years</u>	<u>10 Years</u>
\$27	\$84	\$146	\$331

Portfolio Turnover. The Fund may pay transaction costs, such as commissions, when it buys and sells securities (or “turns over” its portfolio). A higher portfolio turnover rate may indicate higher transaction costs and may result in higher taxes when Fund shares are held in a taxable account. These costs, which are not reflected in the Annual Fund Operating Expenses or in the Example, affect the Fund’s performance. During the most recent fiscal year, the Fund’s portfolio turnover rate was 23% of the average value of its portfolio.

Principal Investment Strategies

The Fund seeks to track the investment results of the MSCI Emerging Markets Minimum Volatility (USD) Index (the “Underlying Index”), which has been developed by MSCI Inc. (the “Index Provider” or “MSCI”) to measure the performance of equity securities in global emerging markets that, in the aggregate, have lower volatility relative to the broader large- and mid-capitalization global emerging market equities. The Underlying Index is designed by selecting securities from the MSCI Emerging Markets Index (the “Parent Index”), which is a capitalization-weighted index, and then follows a rules-based methodology to optimize the

Underlying Index and determine weights for securities in the index having the lowest total risk. Under a rules-based methodology, securities and weighting of the index are established based on pre-established parameters and discretionary factors are not relied on. Generally, rules-based methodologies include specified requirements for security eligibility, maximum and minimum weightings by security and, in some cases by sector and country, established rules relating to handling of special dividends and other distributions, and treatment of corporate events. In order to determine weightings by security within the Underlying Index, MSCI seeks to construct a portfolio of lowest absolute volatility using its multi-factor risk model. The portfolio is then further refined by an optimization tool that aims to determine the lowest absolute volatility based on the projected “riskiness” of securities in the Parent Index while subjected to constraints based on established minimum and maximum weightings of index constituents and sectors as well as factor constraints (for example, liquidity and financial leverage) as measured by MSCI. As of August 31, 2024, the Underlying Index consisted of securities of companies in the following 21 countries: Brazil, Chile, China, Czech Republic, Egypt, Greece, Hungary, India, Indonesia, Kuwait, Malaysia, Mexico, Peru, the Philippines, Qatar, Saudi Arabia, South Korea, Taiwan, Thailand, Turkey and

the United Arab Emirates. As of August 31, 2024, a significant portion of the Underlying Index is represented by securities of companies in the financials and technology industries or sectors. The components of the Underlying Index are likely to change over time.

BFA uses an indexing approach to try to achieve the Fund's investment objective. The Fund does not try to "beat" the index it tracks and does not seek temporary defensive positions when markets decline or appear overvalued.

Indexing may eliminate the chance that the Fund will substantially outperform the Underlying Index but also may reduce some of the risks of active management, such as poor security selection. Indexing seeks to achieve lower costs and better after-tax performance by aiming to keep portfolio turnover low in comparison to actively managed investment companies.

BFA uses a representative sampling indexing strategy to manage the Fund. "Representative sampling" is an indexing strategy that involves investing in a representative sample of securities that collectively has an investment profile similar to that of an applicable underlying index. The securities selected are expected to have, in the aggregate, investment characteristics (based on factors such as market capitalization and industry weightings), fundamental characteristics (such as return variability and yield) and liquidity measures similar to those of an applicable underlying index. The Fund may or may not hold all of the securities in the Underlying Index.

The Fund generally will invest at least 80% of its assets in the component securities of its Underlying Index and in investments that have economic characteristics that are substantially identical to the component securities of its Underlying Index (*i.e.*, depositary receipts representing securities of the Underlying Index) and may invest up to 20% of its assets in certain futures, options and swap contracts, cash and cash equivalents, including shares of money market funds advised by BFA or its affiliates, as well as in securities not included in the Underlying Index, but which BFA believes will help the Fund track the Underlying Index. Cash and cash equivalent investments associated with a derivative position will be treated as part of that position for the purposes of calculating the percentage of investments included in the Underlying Index. The Fund seeks to track the investment results of the Underlying Index before fees and expenses of the Fund.

The Fund may lend securities representing up to one-third of the value of the Fund's total assets (including the value of any collateral received).

The Underlying Index is sponsored by MSCI, which is independent of the Fund and BFA. The Index Provider determines the composition and relative weightings of the securities in the Underlying Index and publishes information regarding the market value of the Underlying Index.

Industry Concentration Policy. The Fund will concentrate its investments (*i.e.*, hold 25% or more of its total assets) in a particular industry or group of industries to approximately the same extent that the Underlying Index is concentrated. For purposes of this limitation, securities of the U.S. government (including its agencies and instrumentalities) and repurchase

agreements collateralized by U.S. government securities are not considered to be issued by members of any industry.

Summary of Principal Risks

As with any investment, you could lose all or part of your investment in the Fund, and the Fund's performance could trail that of other investments. The Fund is subject to certain risks, including the principal risks noted below, any of which may adversely affect the Fund's net asset value per share ("NAV"), trading price, yield, total return and ability to meet its investment objective. Certain key risks are prioritized below (with others following in alphabetical order), but the relative significance of any risk is difficult to predict and may change over time. You should review each risk factor carefully.

Risk of Investing in Emerging Markets. Investments in emerging market issuers may be subject to a greater risk of loss than investments in issuers located or operating in more developed markets. Emerging markets may be more likely to experience inflation, social instability, political turmoil or rapid changes in economic conditions than more developed markets. Companies in many emerging markets are not subject to the same degree of regulatory requirements, accounting standards or auditor oversight as companies in more developed countries, and as a result, information about the securities in which the Fund invests may be less reliable or complete. Emerging markets often have less reliable securities valuations and greater risk associated with custody of securities than developed markets. There may be significant obstacles to obtaining information necessary for investigations into or litigation against companies and shareholders may have limited legal remedies. The Fund does not select investments based on investor protection considerations.

Low Volatility Risk. A low volatility strategy may underperform the broader market during periods of strong, rising or speculative stock prices. In addition, there is a risk that the Fund may experience more than minimum volatility. Securities in the Fund's portfolio may be subject to price volatility, and their prices may not be less volatile (and could be more volatile) than the market as a whole, which could adversely affect the Fund's NAV.

Equity Securities Risk. Equity securities are subject to changes in value, and their values may be more volatile than those of other asset classes. The value of a security may decline for a number of reasons that may directly relate to the issuer as well as due to general industry or market conditions. Common stock is subordinated to preferred securities and debt in a company's capital structure. Common stock has the lowest priority, and the greatest risk, with respect to dividends and any liquidation payments in the event of an issuer's bankruptcy.

Market Risk. The Fund could lose money over short periods due to short-term market movements and over longer periods during more prolonged market downturns. Local, regional or global events such as war, acts of terrorism, pandemics or other public health issues, recessions, the prospect or occurrence of a sovereign default or other financial crisis, or other events could have a significant impact on the Fund and its investments and could result in increased premiums or discounts to the Fund's NAV.

Index-Related Risk. The Index Provider may rely on various sources of information to assess the criteria of components of the Underlying Index, including information that may be based on assumptions and estimates. Neither the Fund nor BFA can offer assurances that the Index Provider's methodology or sources of information will provide an accurate assessment of included components or will result in the Fund meeting its investment objective. Errors in index data, index computations or the construction of the Underlying Index in accordance with its methodology may occur, and the Index Provider may not identify or correct them promptly or at all, which may have an adverse impact on the Fund and its shareholders. Unusual market conditions or other unforeseen circumstances (such as natural disasters, political unrest or war) may impact the Index Provider or a third-party data provider and could cause the Index Provider to postpone a scheduled rebalance. This could cause the Underlying Index to vary from its normal or expected composition.

Asset Class Risk. The securities and other assets in the Underlying Index or in the Fund's portfolio may underperform in comparison to financial markets generally, a particular financial market, another index, or other asset classes.

Authorized Participant Concentration Risk. An "Authorized Participant" is a member or participant of a clearing agency registered with the SEC, which has a written agreement with the Fund or one of its service providers that allows the Authorized Participant to place orders for the purchase and redemption of creation units ("Creation Units"). Only an Authorized Participant may engage in creation or redemption transactions directly with the Fund. There are a limited number of institutions that may act as Authorized Participants for the Fund, including on an agency basis on behalf of other market participants. No Authorized Participant is obligated to engage in creation or redemption transactions. To the extent that Authorized Participants exit the business or do not place creation or redemption orders for the Fund and no other Authorized Participant places orders, Fund shares are more likely to trade at a premium or discount to NAV and possibly face trading halts or delisting.

Commodity Risk. The Fund invests in companies that are susceptible to fluctuations in certain commodity markets and to price changes due to trade relations. Any negative changes in commodity markets that may be due to changes in supply and demand for commodities, market events, war, regulatory developments, other catastrophic events, or other factors that the Fund cannot control could have an adverse impact on those companies.

Concentration Risk. The Fund may be susceptible to an increased risk of loss, including losses due to adverse events that affect the Fund's investments more than the market as a whole, to the extent that the Fund's investments are concentrated in the securities or other assets of one or more issuers, countries or other geographic units, markets, industries, project types, or asset classes.

Currency Risk. Because the Fund's NAV is determined in U.S. dollars, the NAV could decline if the currency of a non-U.S. market in which the Fund invests depreciates against the U.S. dollar or if there are delays or limits on the repatriation of foreign currency. Currency exchange rates can be very volatile and can change quickly and unpredictably. As a result, the Fund's NAV may

change quickly and without warning. In addition, the Fund may incur costs in connection with conversions between U.S. dollars and foreign currencies.

Custody Risk. Less developed securities markets are more likely to experience problems with the clearing and settlement of trades, as well as the custody of securities and other assets by local banks, agents and depositories. These issues may have an adverse impact on the Fund, including losses or delays in payments, delivery or recovery of money or other assets.

Cybersecurity Risk. Failures or breaches of the electronic systems of the Fund, its adviser, distributor, Index Provider, other service providers, counterparties, or issuers of assets in which the Fund invests may cause disruptions that negatively impact the Fund and its shareholders. While the Fund has established business continuity plans and risk management systems seeking to address system breaches or failures, there are inherent limitations in such plans and systems. The Fund cannot control the cybersecurity plans and systems of its service providers, counterparties, and other third parties whose activities affect the Fund. In addition, cyber incidents may adversely impact the issuers of securities in which the Fund invests, which may cause such investments to lose value.

Financial Companies Risk. Financial services companies are subject to extensive governmental regulation and intervention, which may adversely affect their profitability, the scope of their activities, the prices they can charge, the amount of capital and liquid assets they must maintain and their size, among other things. Financial services companies also may be significantly affected by, among other things, interest rates, economic conditions, volatility in financial markets, credit rating downgrades, adverse public perception, exposure concentration and counterparty risk.

Issuer Risk. The performance of the Fund depends on the performance of individual securities or other assets to which the Fund has exposure. The value of securities or other assets may decline, or perform differently from the market as a whole, due to changes in the financial condition or credit rating of the issuer or counterparty.

Large-Capitalization Companies Risk. Large-capitalization companies may be less able than smaller-capitalization companies to adapt to changing market conditions and competitive challenges. Large-capitalization companies may be more mature and subject to more limited growth potential compared with smaller-capitalization companies. The performance of large-capitalization companies could trail the overall performance of the broader securities markets.

Large Shareholder and Large-Scale Redemption Risk. Certain shareholders of the Fund, including an Authorized Participant, a third-party investor, the Fund's adviser, an affiliate of the Fund's adviser, a market maker, or another entity, may from time to time own or manage a substantial amount of Fund shares, or may hold their investment in the Fund for a limited period of time. There can be no assurance that any large shareholder or large group of shareholders would not redeem their investment. Redemptions of a large number of Fund shares could require the Fund to dispose of assets to meet the redemption requests, which can accelerate the realization of taxable income and/or capital gains and cause

the Fund to make taxable distributions to its shareholders earlier than the Fund otherwise would have. In addition, under certain circumstances, non-redeeming shareholders may be treated as receiving a disproportionately large taxable distribution during or with respect to such year. In some circumstances, the Fund may hold a relatively large proportion of its assets in cash in anticipation of large redemptions, diluting its investment returns. These large redemptions may also force the Fund to sell portfolio securities or other assets when it might not otherwise do so, which may negatively impact the Fund's NAV, increase the Fund's brokerage costs and/or have a material effect on the market price of Fund shares.

Management Risk. The Fund generally does not attempt to take defensive positions under any market conditions, including declining markets. As the Fund will not fully replicate the Underlying Index and may hold securities or other assets not included in the Underlying Index, it is subject to the risk that the investment strategy of BFA may not produce the intended results. There is no guarantee that the Fund's investment results will have a high degree of correlation to those of the Underlying Index or that the Fund will achieve its investment objective.

Market Trading Risk. The Fund faces numerous market trading risks, including the potential lack of an active market for Fund shares (including through a trading halt), losses from trading in secondary markets, periods of high volatility, and disruptions in the process of creating and redeeming Fund shares. Any of these factors, among others, may lead to the Fund's shares trading in the secondary market at a premium or discount to NAV or to the intraday value of the Fund's portfolio holdings. If you buy Fund shares at a time when the market price is at a premium to NAV or sell Fund shares at a time when the market price is at a discount to NAV, you may pay significantly more or receive significantly less than the underlying value of the Fund shares.

Mid-Capitalization Companies Risk. Compared to large-capitalization companies, mid-capitalization companies may be less stable and more susceptible to adverse developments. The securities of mid-capitalization companies may be more volatile and less liquid than those of large-capitalization companies. As a result, the Fund's share price may be more volatile than that of a fund with a greater investment in large-capitalization stocks.

National Closed Market Trading Risk. To the extent that securities or other assets held by the Fund trade on foreign exchanges or in foreign markets that may be closed when the securities exchange on which the Fund's shares trade is open, there are likely to be deviations between such asset's current price and its last quoted price (*i.e.*, the quote from the closed foreign market to the Fund). The impact of a closed foreign market on the Fund is likely to be greater where a large portion of the Fund's holdings trade on a closed foreign market or when a foreign market is closed for unscheduled reasons. These deviations could result in premiums or discounts to the Fund's NAV that may be greater than those experienced by other funds.

Non-U.S. Securities Risk. Securities issued by non-U.S. issuers (including depositary receipts) are subject to different legal, regulatory, political, economic, and market risks than securities issued by U.S. issuers. These risks include greater market volatility, less market liquidity, higher transaction costs, expropriation, confiscatory taxation, adverse changes in foreign

investment or currency control regulations, restrictions on the repatriation of capital, and political instability. Non-U.S. issuers may be subject to different accounting, audit and financial reporting standards than U.S. issuers, and there may be less publicly available information about non-U.S. issuers. Foreign market trading hours, different clearing and settlement procedures, and holiday schedules may limit the Fund's ability to engage in portfolio transactions. To the extent that investments are made in a limited number of countries, events in those countries will have a more significant impact on the Fund. The Fund is specifically exposed to **Asian Economic Risk**.

Operational Risk. The Fund is exposed to operational risks arising from a number of factors, including, but not limited to, human error, processing and communication errors, errors of the Fund's service providers, counterparties or other third parties, failed or inadequate processes and technology or systems failures. The Fund and BFA seek to reduce these operational risks through controls and procedures. However, these measures do not address every possible risk and may be inadequate to address significant operational risks.

Reliance on Trading Partners Risk. The Fund invests in countries or regions whose economies are heavily dependent upon trading with key partners. Any reduction in this trading may have an adverse impact on the Fund's investments. Through its holdings of securities of certain issuers, the Fund is specifically exposed to **Asian Economic Risk, European Economic Risk and U.S. Economic Risk**.

Risk of Investing in China. Investments in Chinese securities, including certain Hong Kong-listed and U.S.-listed securities, subject the Fund to risks specific to China. China may be subject to considerable degrees of economic, political and social instability. China is an emerging market and demonstrates significantly higher volatility from time to time in comparison to developed markets. Over the last few decades, the Chinese government has undertaken reform of economic and market practices and has expanded the sphere of private ownership of property in China. However, Chinese markets generally continue to experience inefficiency, volatility and pricing anomalies resulting from governmental influence, a lack of publicly available information and/or political and social instability.

Chinese companies are also subject to the risk that Chinese authorities can intervene in their operations and structure. Internal social unrest or confrontations with neighboring countries, including military conflicts in response to such events, may also disrupt economic development in China and result in a greater risk of currency fluctuations, currency non-convertibility, interest rate fluctuations and higher rates of inflation.

China has experienced security concerns, such as terrorism and strained international relations. Additionally, China is alleged to have participated in state-sponsored cyberattacks against foreign companies and foreign governments. Actual and threatened responses to such activity and strained international relations, including purchasing restrictions, sanctions, tariffs or cyberattacks on the Chinese government or Chinese companies, may impact China's economy and Chinese issuers of securities in which the Fund invests. Incidents involving China's or the region's security may cause uncertainty in Chinese markets and may adversely affect the Chinese economy and the Fund's

investments. Export growth continues to be a major driver of China's rapid economic growth. Reduction in spending on Chinese products and services, supply chain diversification, institution of additional tariffs or other trade barriers (including as a result of heightened trade tensions or a trade war between China and the U.S. or in response to actual or alleged Chinese cyber activity) or a downturn in any of the economies of China's key trading partners may have an adverse impact on the Chinese economy. The Underlying Index may include companies that are subject to economic or trade restrictions (but not investment restrictions) imposed by the U.S. or other governments due to national security, human rights or other concerns of such government. So long as these restrictions do not include restrictions on investments, the Fund is generally expected to invest in such companies, consistent with its objective to track the performance of the Underlying Index.

Chinese companies, including Chinese companies that are listed on U.S. exchanges, are not subject to the same degree of regulatory requirements, accounting standards or auditor oversight as companies in more developed countries. As a result, information about the Chinese securities in which the Fund invests may be less reliable or complete. Chinese companies with securities listed on U.S. exchanges may be delisted if they do not meet U.S. accounting standards and auditor oversight requirements, which would significantly decrease the liquidity and value of the securities. There may be significant obstacles to obtaining information necessary for investigations into or litigation against Chinese companies, and shareholders may have limited legal remedies. The Fund does not select investments based on investor protection considerations.

Risk of Investing in India. Investments in Indian issuers involve risks that are specific to India, including legal, regulatory, political, currency and economic risks. Political and legal uncertainty, greater government control over the economy, currency fluctuations or blockage, and the risk of nationalization or expropriation of assets may result in higher potential for losses. The securities markets in India are relatively underdeveloped and may subject the Fund to higher transaction costs or greater uncertainty than investments in more developed securities markets.

Risk of Investing in Russia. Investing in Russian securities involves significant risks, including legal, regulatory, currency and economic risks that are specific to Russia. In addition, investing in Russian securities involves risks associated with the settlement of portfolio transactions and loss of the Fund's ownership rights in its portfolio securities as a result of the system of share registration and custody in Russia. Governments, including the U.S., the U.K., the E.U., and many other countries have imposed economic sanctions on certain Russian individuals and Russian corporate and banking entities, and jurisdictions may also institute broader sanctions on Russia. Russia has issued a number of countersanctions, some of which restrict the distribution of profits by limited liability companies (e.g., dividends), and prohibit Russian persons from entering into transactions with designated persons from "unfriendly states" as well as the export of raw materials or other products from Russia to certain sanctioned persons.

Russia launched a large-scale invasion of Ukraine on February 24, 2022. The extent and duration of the military action, resulting sanctions and resulting future market disruptions, including declines in its stock markets and the value of the ruble against the U.S. dollar, are impossible to predict, but could be significant. Disruptions caused by Russian military action or other actions (including cyberattacks and espionage) or resulting actual and threatened responses to such activity, including purchasing and financing restrictions, boycotts or changes in consumer or purchaser preferences, sanctions, import and export restrictions, tariffs or cyberattacks on the Russian government, Russian companies, or Russian individuals, including politicians, may impact Russia's economy and Russian companies in which the Fund invests. Actual and threatened responses to Russian military action may also impact the markets for certain Russian commodities, such as oil and natural gas, as well as other sectors of the Russian economy, and are likely to have collateral impacts on such sectors globally. Russian companies may be unable to pay dividends and, if they pay dividends, the Fund may be unable to receive them. As a result of sanctions, the Fund is currently restricted from trading in Russian securities, including those in its portfolio, and the Underlying Index has removed Russian securities. It is unknown when, or if, sanctions may be lifted or the Fund's ability to trade in Russian securities will resume.

Risk of Investing in Saudi Arabia. Investing in Saudi Arabian issuers subjects the Fund to legal, regulatory, political, currency, security, and economic risks that are specific to Saudi Arabia. The economy of Saudi Arabia is dominated by petroleum exports. A sustained decrease in petroleum prices could have a negative impact on all aspects of the economy. Investments in the securities of Saudi Arabian issuers involve risks not typically associated with investments in securities of issuers in more developed countries, which may negatively affect the value of the Fund's investments. Such heightened risks may include, among others, the expropriation and/or nationalization of assets, restrictions on and government intervention in international trade, confiscatory taxation, political instability, including authoritarian and/or military involvement in governmental decision-making, armed conflict, crime and instability as a result of religious, ethnic and/or socioeconomic unrest. Instability in the Middle East region could adversely impact the economy of Saudi Arabia, and there is no assurance of political stability in Saudi Arabia.

The ability of foreign investors to invest in the securities of Saudi Arabian companies could be restricted by the Saudi Arabian government at any time, and unforeseen risks could materialize with respect to foreign ownership of such securities. There are a number of ways to conduct transactions in equity securities in the Saudi Arabian market. The Fund generally expects to transact in a manner so that it is not limited by Saudi Arabian regulations to a single broker. However, there may be a limited number of brokers who can provide services to the Fund, which may have an adverse impact on the prices, quantity or timing of Fund transactions.

Securities Lending Risk. The Fund may engage in securities lending. Securities lending involves the risk that the Fund may lose money because the borrower of the loaned securities fails to return the securities in a timely manner or at all. The Fund could also lose money in the event of a decline in the value of collateral provided for loaned securities or a decline in the value of any

investments made with cash collateral. These events could also trigger adverse tax consequences for the Fund.

Tax Risk. The Fund is subject to tax in India on the purchase and sale of Indian securities, which will reduce the Fund's returns. For more information regarding the tax implications of investing in Indian securities, please see the section entitled "Indian Tax Disclosure."

Technology Companies Risk. Technology companies and companies that rely heavily on technological advances may have limited product lines, markets, financial resources, supply chains and personnel. These companies typically face intense competition, potentially rapid product obsolescence and changes in product cycles and customer preferences. They may face unexpected risks and costs associated with technological developments, such as artificial intelligence and machine learning. Technology companies also depend heavily on intellectual property rights and may be adversely affected by the loss or impairment of those rights. Technology companies may face increased government scrutiny and may be subject to adverse government or legal action.

Tracking Error Risk. The Fund may be subject to "tracking error," which is the divergence of the Fund's performance from that of the Underlying Index. Tracking error may occur due to a number of factors, including differences between the securities and other assets held in the Fund's portfolio and those included in the Underlying Index; differences in the timing and methodologies used to value securities and other assets; transaction costs and other expenses incurred by the Fund that the Underlying Index does not incur; the Fund's holding of uninvested cash; differences

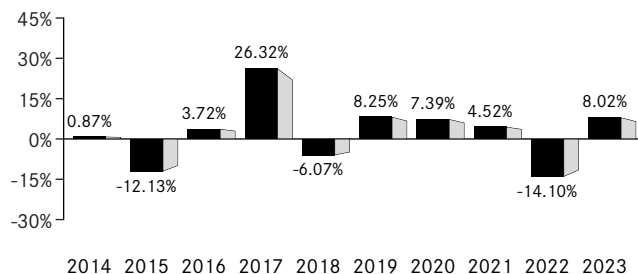
in the timing of the accrual or the valuation of dividends or interest received by the Fund or distributions paid to Fund shareholders; tax gains or losses; the requirements for the Fund to maintain pass-through tax treatment; portfolio transactions carried out to minimize the distribution of capital gains to shareholders; the acceptance of custom baskets; changes to the Underlying Index; and impacts to the Fund of complying with certain regulatory requirements or limits. Tracking error risk may be heightened during times of increased market volatility or other unusual market conditions. A Fund that tracks an index with exposure to non-U.S. issuers may experience higher tracking error than ETFs that do not track such indexes.

Valuation Risk. The price that the Fund could receive upon the sale (or other disposition) of a security or other asset may differ from the Fund's valuation of the security or other asset, particularly for securities or other assets that trade in low volume or volatile markets or that are valued using a fair value methodology. The price received by the Fund also may differ from the value used by the Underlying Index. In addition, the value of the securities or other assets in the Fund's portfolio may change on days or during time periods when investors are not able to purchase or sell Fund shares. Authorized Participants that create or redeem Fund shares on days when the Fund is holding fair-valued securities or other assets may receive fewer or more shares, or lower or higher redemption proceeds, than they would have received had the securities or other assets not been fair valued or been valued using a different methodology. The ability to value investments may be impacted by technological issues or errors by pricing services or other third-party service providers.

Performance Information

The performance information below illustrates how the Fund's performance has varied over different periods and provides some indication of the risks of investing in the Fund. The bar chart shows how the performance of the Fund has varied from one calendar year to another over the periods shown. The table compares the Fund's performance to that of an appropriate broad-based securities market index and the Underlying Index. Fund returns assume the reinvestment of any dividends and distributions. The Fund's returns reflect the impact of any agreements to waive or reimburse expenses, which would reduce performance if not in effect. Past performance (before and after taxes) does not necessarily indicate how the Fund will perform in the future. Updated performance information, including the Fund's current NAV, may be obtained by visiting www.iShares.com or by calling 1-800-iShares (1-800-474-2737) (toll free).

Calendar Year-by-Year Returns



	<u>Return (%)</u>	<u>Period Ended</u>
Calendar Year-to-Date Return	14.27%	September 30, 2024
During the periods shown in the chart:		
Best Quarter	13.43%	December 31, 2020
Worst Quarter	-19.75%	March 31, 2020

Average Annual Total Returns (for the periods ended December 31, 2023)

	<u>One Year</u>	<u>Five Years</u>	<u>Ten Years</u>
(Inception Date: 10/18/2011)			
Return Before Taxes	8.02%	2.43%	2.09%
Return After Taxes on Distributions	7.43%	1.98%	1.56%
Return After Taxes on Distributions and Sale of Fund Shares	5.35%	1.99%	1.64%
MSCI Emerging Markets Index¹ (Returns do not reflect deductions for fees, expenses or taxes)	9.83%	3.68%	2.66%
MSCI Emerging Markets Minimum Volatility Index (Returns do not reflect deductions for fees, expenses or taxes)	8.91%	2.96%	2.47%

¹ The Fund has added this broad-based index in response to new regulatory requirements.

After-tax returns in the table above are calculated using the historical highest individual U.S. federal marginal income tax rates and do not reflect the impact of state or local taxes. Actual after-tax returns depend on an investor's tax situation and may differ from those shown, and after-tax returns shown are not relevant to tax-exempt investors or investors who hold shares through tax-deferred arrangements, such as 401(k) plans or individual retirement accounts ("IRAs"). Fund returns after taxes on distributions and sales of Fund shares are calculated assuming that an investor has sufficient capital gains of the same character from other investments to offset any capital losses from the sales of Fund shares. As a result, Fund returns after taxes on distributions and sales of Fund shares may exceed Fund returns before taxes and/or returns after taxes on distributions.

Management

Investment Adviser. BlackRock Fund Advisors.

Portfolio Managers. Jennifer Hsui, Greg Savage and Paul Whitehead (the “Portfolio Managers”) are primarily responsible for the day-to-day management of the Fund. Each Portfolio Manager supervises a portfolio management team. Ms. Hsui and Mr. Savage have been Portfolio Managers of the Fund since 2012 and 2011, respectively. Mr. Whitehead has been a Portfolio Manager of the Fund since 2022.

Purchase and Sale of Fund Shares

The Fund is an ETF. Individual shares of the Fund may only be bought and sold in the secondary market through a broker-dealer. Because ETF shares trade at market prices rather than at NAV, shares may trade at a price greater than NAV (a premium) or less than NAV (a discount). An investor may incur costs attributable to the difference between the highest price a buyer is willing to pay to purchase shares of the Fund (bid) and the lowest price a seller is willing to accept for shares of the Fund (ask) when buying or selling shares in the secondary market (the “bid-ask spread”).

Tax Information

The Fund intends to make distributions that may be taxable to you as ordinary income or capital gains, unless you are investing through a tax-deferred arrangement such as a 401(k) plan or an IRA, in which case, your distributions generally will be taxed when withdrawn.

Payments to Broker-Dealers and Other Financial Intermediaries

If you purchase shares of the Fund through a broker-dealer or other financial intermediary (such as a bank), BFA or other related companies may pay the intermediary for marketing activities and presentations, educational training programs, conferences, the development of technology platforms and reporting systems or other services related to the sale or promotion of the Fund. These payments may create a conflict of interest by influencing the broker-dealer or other intermediary and your salesperson to recommend the Fund over another investment. Ask your salesperson or visit your financial intermediary’s website for more information.

iSHARES[®] MSCI EMERGING MARKETS SMALL-CAP ETF

Ticker: EEMS

Stock Exchange: NYSE Arca

Investment Objective

The iShares MSCI Emerging Markets Small-Cap ETF (the “Fund”) seeks to track the investment results of an index composed of small-capitalization emerging market equities.

Fees and Expenses

The following table describes the fees and expenses that you will incur if you buy, hold and sell shares of the Fund. The investment advisory agreement between iShares, Inc. (the “Company”) and BlackRock Fund Advisors (“BFA”) (the “Investment Advisory Agreement”) provides that BFA will pay all operating expenses of the Fund, except: (i) the management fees, (ii) interest expenses, (iii) taxes, (iv) expenses incurred with respect to the acquisition and disposition of portfolio securities and the execution of portfolio transactions, including brokerage commissions, (v) distribution fees or expenses, and (vi) litigation expenses and any extraordinary expenses.

You may pay other fees, such as brokerage commissions and other fees to financial intermediaries, which are not reflected in the tables and examples below.

Annual Fund Operating Expenses (ongoing expenses that you pay each year as a percentage of the value of your investments) ¹			
<u>Management Fees</u>	<u>Distribution and Service (12b-1) Fees</u>	<u>Other Expenses</u>	<u>Total Annual Fund Operating Expenses</u>
0.72%	None	0.01%	0.73%

¹ Operating expenses paid by BFA under the Investment Advisory Agreement exclude acquired fund fees and expenses, if any.

Example. This Example is intended to help you compare the cost of owning shares of the Fund with the cost of investing in other funds. The Example assumes that you invest \$10,000 in the Fund for the time periods indicated and then sell all of your shares at the end of those periods. The Example also assumes that your investment has a 5% return each year and that the Fund’s operating expenses remain the same. Although your actual costs may be higher or lower, based on these assumptions, your costs would be:

<u>1 Year</u>	<u>3 Years</u>	<u>5 Years</u>	<u>10 Years</u>
\$75	\$233	\$406	\$906

Portfolio Turnover. The Fund may pay transaction costs, such as commissions, when it buys and sells securities (or “turns over” its portfolio). A higher portfolio turnover rate may indicate higher transaction costs and may result in higher taxes when Fund shares are held in a taxable account. These costs, which are not reflected in the Annual Fund Operating Expenses or in the Example, affect the Fund’s performance. During the most recent fiscal year, the Fund’s portfolio turnover rate was 33% of the average value of its portfolio.

Principal Investment Strategies

The Fund seeks to track the investment results of the MSCI Emerging Markets Small Cap Index (the “Underlying Index”), which is designed to measure the performance of equity securities of small-capitalization companies in emerging market countries. As of August 31, 2024, the Underlying Index consisted of issuers in the following 23 emerging market countries: Brazil, Chile, China, Czech Republic, Egypt, Greece, Hungary, India, Indonesia, Kuwait, Malaysia, Mexico, Peru, the Philippines, Poland, Qatar, Saudi Arabia, South Africa, South Korea, Taiwan, Thailand, Turkey and the United Arab Emirates. As of August 31, 2024, a

significant portion of the Underlying Index is represented by securities of companies in the industrials and technology industries or sectors. The components of the Underlying Index are likely to change over time.

BFA uses an indexing approach to try to achieve the Fund’s investment objective. The Fund does not try to “beat” the index it tracks and does not seek temporary defensive positions when markets decline or appear overvalued.

Indexing may eliminate the chance that the Fund will substantially outperform the Underlying Index but also may reduce some of the risks of active management, such as poor security selection. Indexing seeks to achieve lower costs and better after-tax performance by aiming to keep portfolio turnover low in comparison to actively managed investment companies.

BFA uses a representative sampling indexing strategy to manage the Fund. “Representative sampling” is an indexing strategy that involves investing in a representative sample of securities that collectively has an investment profile similar to that of an applicable underlying index. The securities selected are expected to have, in the aggregate, investment characteristics (based on factors such as market capitalization and industry weightings),

fundamental characteristics (such as return variability and yield) and liquidity measures similar to those of an applicable underlying index. The Fund may or may not hold all of the securities in the Underlying Index.

The Fund generally will invest at least 80% of its assets in the component securities of its Underlying Index and in investments that have economic characteristics that are substantially identical to the component securities of its Underlying Index (*i.e.*, depositary receipts representing securities of the Underlying Index) and may invest up to 20% of its assets in certain futures, options and swap contracts, cash and cash equivalents, including shares of money market funds advised by BFA or its affiliates, as well as in securities not included in the Underlying Index, but which BFA believes will help the Fund track the Underlying Index. Cash and cash equivalent investments associated with a derivative position will be treated as part of that position for the purposes of calculating the percentage of investments included in the Underlying Index. The Fund seeks to track the investment results of the Underlying Index before fees and expenses of the Fund.

The Fund may lend securities representing up to one-third of the value of the Fund's total assets (including the value of any collateral received).

The Underlying Index is sponsored by MSCI Inc. (the "Index Provider" or "MSCI"), which is independent of the Fund and BFA. The Index Provider determines the composition and relative weightings of the securities in the Underlying Index and publishes information regarding the market value of the Underlying Index.

Industry Concentration Policy. The Fund will concentrate its investments (*i.e.*, hold 25% or more of its total assets) in a particular industry or group of industries to approximately the same extent that the Underlying Index is concentrated. For purposes of this limitation, securities of the U.S. government (including its agencies and instrumentalities) and repurchase agreements collateralized by U.S. government securities are not considered to be issued by members of any industry.

Summary of Principal Risks

As with any investment, you could lose all or part of your investment in the Fund, and the Fund's performance could trail that of other investments. The Fund is subject to certain risks, including the principal risks noted below, any of which may adversely affect the Fund's net asset value per share ("NAV"), trading price, yield, total return and ability to meet its investment objective. Certain key risks are prioritized below (with others following in alphabetical order), but the relative significance of any risk is difficult to predict and may change over time. You should review each risk factor carefully.

Risk of Investing in Emerging Markets. Investments in emerging market issuers may be subject to a greater risk of loss than investments in issuers located or operating in more developed markets. Emerging markets may be more likely to experience inflation, social instability, political turmoil or rapid changes in economic conditions than more developed markets. Companies in many emerging markets are not subject to the same degree of regulatory requirements, accounting standards or auditor oversight as companies in more developed countries, and as a

result, information about the securities in which the Fund invests may be less reliable or complete. Emerging markets often have less reliable securities valuations and greater risk associated with custody of securities than developed markets. There may be significant obstacles to obtaining information necessary for investigations into or litigation against companies and shareholders may have limited legal remedies. The Fund does not select investments based on investor protection considerations.

Small-Capitalization Companies Risk. Compared to mid- and large-capitalization companies, small-capitalization companies may be less stable and more susceptible to adverse developments. The securities of small-capitalization companies may be more volatile and less liquid than those of mid- and large-capitalization companies. As a result, the Fund's share price may be more volatile than that of a fund with a greater investment in large- or mid-capitalization stocks.

Equity Securities Risk. Equity securities are subject to changes in value, and their values may be more volatile than those of other asset classes. The value of a security may decline for a number of reasons that may directly relate to the issuer as well as due to general industry or market conditions. Common stock is subordinated to preferred securities and debt in a company's capital structure. Common stock has the lowest priority, and the greatest risk, with respect to dividends and any liquidation payments in the event of an issuer's bankruptcy.

Market Risk. The Fund could lose money over short periods due to short-term market movements and over longer periods during more prolonged market downturns. Local, regional or global events such as war, acts of terrorism, pandemics or other public health issues, recessions, the prospect or occurrence of a sovereign default or other financial crisis, or other events could have a significant impact on the Fund and its investments and could result in increased premiums or discounts to the Fund's NAV.

Index-Related Risk. The Index Provider may rely on various sources of information to assess the criteria of components of the Underlying Index, including information that may be based on assumptions and estimates. Neither the Fund nor BFA can offer assurances that the Index Provider's methodology or sources of information will provide an accurate assessment of included components or will result in the Fund meeting its investment objective. Errors in index data, index computations or the construction of the Underlying Index in accordance with its methodology may occur, and the Index Provider may not identify or correct them promptly or at all, which may have an adverse impact on the Fund and its shareholders. Unusual market conditions or other unforeseen circumstances (such as natural disasters, political unrest or war) may impact the Index Provider or a third-party data provider and could cause the Index Provider to postpone a scheduled rebalance. This could cause the Underlying Index to vary from its normal or expected composition.

Asset Class Risk. The securities and other assets in the Underlying Index or in the Fund's portfolio may underperform in comparison to financial markets generally, a particular financial market, another index, or other asset classes.

Authorized Participant Concentration Risk. An "Authorized Participant" is a member or participant of a clearing agency

registered with the SEC, which has a written agreement with the Fund or one of its service providers that allows the Authorized Participant to place orders for the purchase and redemption of creation units (“Creation Units”). Only an Authorized Participant may engage in creation or redemption transactions directly with the Fund. There are a limited number of institutions that may act as Authorized Participants for the Fund, including on an agency basis on behalf of other market participants. No Authorized Participant is obligated to engage in creation or redemption transactions. To the extent that Authorized Participants exit the business or do not place creation or redemption orders for the Fund and no other Authorized Participant places orders, Fund shares are more likely to trade at a premium or discount to NAV and possibly face trading halts or delisting.

Commodity Risk. The Fund invests in companies that are susceptible to fluctuations in certain commodity markets and to price changes due to trade relations. Any negative changes in commodity markets that may be due to changes in supply and demand for commodities, market events, war, regulatory developments, other catastrophic events, or other factors that the Fund cannot control could have an adverse impact on those companies.

Concentration Risk. The Fund may be susceptible to an increased risk of loss, including losses due to adverse events that affect the Fund’s investments more than the market as a whole, to the extent that the Fund’s investments are concentrated in the securities or other assets of one or more issuers, countries or other geographic units, markets, industries, project types, or asset classes.

Currency Risk. Because the Fund’s NAV is determined in U.S. dollars, the NAV could decline if the currency of a non-U.S. market in which the Fund invests depreciates against the U.S. dollar or if there are delays or limits on the repatriation of foreign currency. Currency exchange rates can be very volatile and can change quickly and unpredictably. As a result, the Fund’s NAV may change quickly and without warning. In addition, the Fund may incur costs in connection with conversions between U.S. dollars and foreign currencies.

Custody Risk. Less developed securities markets are more likely to experience problems with the clearing and settlement of trades, as well as the custody of securities and other assets by local banks, agents and depositories. These issues may have an adverse impact on the Fund, including losses or delays in payments, delivery or recovery of money or other assets.

Cybersecurity Risk. Failures or breaches of the electronic systems of the Fund, its adviser, distributor, Index Provider, other service providers, counterparties, or issuers of assets in which the Fund invests may cause disruptions that negatively impact the Fund and its shareholders. While the Fund has established business continuity plans and risk management systems seeking to address system breaches or failures, there are inherent limitations in such plans and systems. The Fund cannot control the cybersecurity plans and systems of its service providers, counterparties, and other third parties whose activities affect the Fund. In addition, cyber incidents may adversely impact the issuers of securities in which the Fund invests, which may cause such investments to lose value.

Industrial Companies Risk. Industrial companies face a number of risks, including supply chain and distribution disruptions, business interruptions, product obsolescence, third-party vendor risks, cyber attacks, trade disputes, product recalls, liability claims, scarcity of materials or parts, excess capacity, changes in consumer preferences, and volatility in commodity prices and currencies. The performance of such companies may also be affected by technological developments, labor relations, legislative and regulatory changes, government spending policies, and changes in domestic and international economies.

Issuer Risk. The performance of the Fund depends on the performance of individual securities or other assets to which the Fund has exposure. The value of securities or other assets may decline, or perform differently from the market as a whole, due to changes in the financial condition or credit rating of the issuer or counterparty.

Large Shareholder and Large-Scale Redemption Risk. Certain shareholders of the Fund, including an Authorized Participant, a third-party investor, the Fund’s adviser, an affiliate of the Fund’s adviser, a market maker, or another entity, may from time to time own or manage a substantial amount of Fund shares, or may hold their investment in the Fund for a limited period of time. There can be no assurance that any large shareholder or large group of shareholders would not redeem their investment. Redemptions of a large number of Fund shares could require the Fund to dispose of assets to meet the redemption requests, which can accelerate the realization of taxable income and/or capital gains and cause the Fund to make taxable distributions to its shareholders earlier than the Fund otherwise would have. In addition, under certain circumstances, non-redeeming shareholders may be treated as receiving a disproportionately large taxable distribution during or with respect to such year. In some circumstances, the Fund may hold a relatively large proportion of its assets in cash in anticipation of large redemptions, diluting its investment returns. These large redemptions may also force the Fund to sell portfolio securities or other assets when it might not otherwise do so, which may negatively impact the Fund’s NAV, increase the Fund’s brokerage costs and/or have a material effect on the market price of Fund shares.

Management Risk. The Fund generally does not attempt to take defensive positions under any market conditions, including declining markets. As the Fund will not fully replicate the Underlying Index and may hold securities or other assets not included in the Underlying Index, it is subject to the risk that the investment strategy of BFA may not produce the intended results. There is no guarantee that the Fund’s investment results will have a high degree of correlation to those of the Underlying Index or that the Fund will achieve its investment objective.

Market Trading Risk. The Fund faces numerous market trading risks, including the potential lack of an active market for Fund shares (including through a trading halt), losses from trading in secondary markets, periods of high volatility, and disruptions in the process of creating and redeeming Fund shares. Any of these factors, among others, may lead to the Fund’s shares trading in the secondary market at a premium or discount to NAV or to the intraday value of the Fund’s portfolio holdings. If you buy Fund shares at a time when the market price is at a premium to NAV or sell Fund shares at a time when the market price is at a discount

to NAV, you may pay significantly more or receive significantly less than the underlying value of the Fund shares.

National Closed Market Trading Risk. To the extent that securities or other assets held by the Fund trade on foreign exchanges or in foreign markets that may be closed when the securities exchange on which the Fund's shares trade is open, there are likely to be deviations between such asset's current price and its last quoted price (*i.e.*, the quote from the closed foreign market to the Fund). The impact of a closed foreign market on the Fund is likely to be greater where a large portion of the Fund's holdings trade on a closed foreign market or when a foreign market is closed for unscheduled reasons. These deviations could result in premiums or discounts to the Fund's NAV that may be greater than those experienced by other funds.

Non-U.S. Securities Risk. Securities issued by non-U.S. issuers (including depositary receipts) are subject to different legal, regulatory, political, economic, and market risks than securities issued by U.S. issuers. These risks include greater market volatility, less market liquidity, higher transaction costs, expropriation, confiscatory taxation, adverse changes in foreign investment or currency control regulations, restrictions on the repatriation of capital, and political instability. Non-U.S. issuers may be subject to different accounting, audit and financial reporting standards than U.S. issuers, and there may be less publicly available information about non-U.S. issuers. Foreign market trading hours, different clearing and settlement procedures, and holiday schedules may limit the Fund's ability to engage in portfolio transactions. To the extent that investments are made in a limited number of countries, events in those countries will have a more significant impact on the Fund. The Fund is specifically exposed to **Asian Economic Risk**.

Operational Risk. The Fund is exposed to operational risks arising from a number of factors, including, but not limited to, human error, processing and communication errors, errors of the Fund's service providers, counterparties or other third parties, failed or inadequate processes and technology or systems failures. The Fund and BFA seek to reduce these operational risks through controls and procedures. However, these measures do not address every possible risk and may be inadequate to address significant operational risks.

Reliance on Trading Partners Risk. The Fund invests in countries or regions whose economies are heavily dependent upon trading with key partners. Any reduction in this trading may have an adverse impact on the Fund's investments. Through its holdings of securities of certain issuers, the Fund is specifically exposed to **Asian Economic Risk** and **U.S. Economic Risk**.

Risk of Investing in China. Investments in Chinese securities, including certain Hong Kong-listed and U.S.-listed securities, subject the Fund to risks specific to China. China may be subject to considerable degrees of economic, political and social instability. China is an emerging market and demonstrates significantly higher volatility from time to time in comparison to developed markets. Over the last few decades, the Chinese government has undertaken reform of economic and market practices and has expanded the sphere of private ownership of property in China. However, Chinese markets generally continue to experience inefficiency, volatility and pricing anomalies

resulting from governmental influence, a lack of publicly available information and/or political and social instability.

Chinese companies are also subject to the risk that Chinese authorities can intervene in their operations and structure. Internal social unrest or confrontations with neighboring countries, including military conflicts in response to such events, may also disrupt economic development in China and result in a greater risk of currency fluctuations, currency non-convertibility, interest rate fluctuations and higher rates of inflation.

China has experienced security concerns, such as terrorism and strained international relations. Additionally, China is alleged to have participated in state-sponsored cyberattacks against foreign companies and foreign governments. Actual and threatened responses to such activity and strained international relations, including purchasing restrictions, sanctions, tariffs or cyberattacks on the Chinese government or Chinese companies, may impact China's economy and Chinese issuers of securities in which the Fund invests. Incidents involving China's or the region's security may cause uncertainty in Chinese markets and may adversely affect the Chinese economy and the Fund's investments. Export growth continues to be a major driver of China's rapid economic growth. Reduction in spending on Chinese products and services, supply chain diversification, institution of additional tariffs or other trade barriers (including as a result of heightened trade tensions or a trade war between China and the U.S. or in response to actual or alleged Chinese cyber activity) or a downturn in any of the economies of China's key trading partners may have an adverse impact on the Chinese economy. The Underlying Index may include companies that are subject to economic or trade restrictions (but not investment restrictions) imposed by the U.S. or other governments due to national security, human rights or other concerns of such government. So long as these restrictions do not include restrictions on investments, the Fund is generally expected to invest in such companies, consistent with its objective to track the performance of the Underlying Index.

Chinese companies, including Chinese companies that are listed on U.S. exchanges, are not subject to the same degree of regulatory requirements, accounting standards or auditor oversight as companies in more developed countries. As a result, information about the Chinese securities in which the Fund invests may be less reliable or complete. Chinese companies with securities listed on U.S. exchanges may be delisted if they do not meet U.S. accounting standards and auditor oversight requirements, which would significantly decrease the liquidity and value of the securities. There may be significant obstacles to obtaining information necessary for investigations into or litigation against Chinese companies, and shareholders may have limited legal remedies. The Fund does not select investments based on investor protection considerations.

Risk of Investing in India. Investments in Indian issuers involve risks that are specific to India, including legal, regulatory, political, currency and economic risks. Political and legal uncertainty, greater government control over the economy, currency fluctuations or blockage, and the risk of nationalization or expropriation of assets may result in higher potential for losses. The securities markets in India are relatively underdeveloped and

may subject the Fund to higher transaction costs or greater uncertainty than investments in more developed securities markets.

Risk of Investing in Russia. Investing in Russian securities involves significant risks, including legal, regulatory, currency and economic risks that are specific to Russia. In addition, investing in Russian securities involves risks associated with the settlement of portfolio transactions and loss of the Fund's ownership rights in its portfolio securities as a result of the system of share registration and custody in Russia. Governments, including the U.S., the U.K., the E.U., and many other countries have imposed economic sanctions on certain Russian individuals and Russian corporate and banking entities, and jurisdictions may also institute broader sanctions on Russia. Russia has issued a number of countersanctions, some of which restrict the distribution of profits by limited liability companies (e.g., dividends), and prohibit Russian persons from entering into transactions with designated persons from "unfriendly states" as well as the export of raw materials or other products from Russia to certain sanctioned persons.

Russia launched a large-scale invasion of Ukraine on February 24, 2022. The extent and duration of the military action, resulting sanctions and resulting future market disruptions, including declines in its stock markets and the value of the ruble against the U.S. dollar, are impossible to predict, but could be significant. Disruptions caused by Russian military action or other actions (including cyberattacks and espionage) or resulting actual and threatened responses to such activity, including purchasing and financing restrictions, boycotts or changes in consumer or purchaser preferences, sanctions, import and export restrictions, tariffs or cyberattacks on the Russian government, Russian companies, or Russian individuals, including politicians, may impact Russia's economy and Russian companies in which the Fund invests. Actual and threatened responses to Russian military action may also impact the markets for certain Russian commodities, such as oil and natural gas, as well as other sectors of the Russian economy, and are likely to have collateral impacts on such sectors globally. Russian companies may be unable to pay dividends and, if they pay dividends, the Fund may be unable to receive them. As a result of sanctions, the Fund is currently restricted from trading in Russian securities, including those in its portfolio, and the Underlying Index has removed Russian securities. It is unknown when, or if, sanctions may be lifted or the Fund's ability to trade in Russian securities will resume.

Risk of Investing in Saudi Arabia. Investing in Saudi Arabian issuers subjects the Fund to legal, regulatory, political, currency, security, and economic risks that are specific to Saudi Arabia. The economy of Saudi Arabia is dominated by petroleum exports. A sustained decrease in petroleum prices could have a negative impact on all aspects of the economy. Investments in the securities of Saudi Arabian issuers involve risks not typically associated with investments in securities of issuers in more developed countries, which may negatively affect the value of the Fund's investments. Such heightened risks may include, among others, the expropriation and/or nationalization of assets, restrictions on and government intervention in international trade, confiscatory taxation, political instability, including authoritarian and/or military involvement in governmental decision-making, armed conflict, crime and instability as a result of religious, ethnic

and/or socioeconomic unrest. Instability in the Middle East region could adversely impact the economy of Saudi Arabia, and there is no assurance of political stability in Saudi Arabia.

The ability of foreign investors to invest in the securities of Saudi Arabian companies could be restricted by the Saudi Arabian government at any time, and unforeseen risks could materialize with respect to foreign ownership of such securities. There are a number of ways to conduct transactions in equity securities in the Saudi Arabian market. The Fund generally expects to transact in a manner so that it is not limited by Saudi Arabian regulations to a single broker. However, there may be a limited number of brokers who can provide services to the Fund, which may have an adverse impact on the prices, quantity or timing of Fund transactions.

Risk of Investing in Taiwan. Investments in Taiwanese issuers involve risks that are specific to Taiwan, including legal, regulatory, political, currency and economic risks. Political and economic developments of Taiwan's neighbors may have an adverse effect on Taiwan's economy. Specifically, Taiwan's geographic proximity and history of political contention with China have resulted in ongoing tensions, which may materially affect the Taiwanese economy and its securities market.

Securities Lending Risk. The Fund may engage in securities lending. Securities lending involves the risk that the Fund may lose money because the borrower of the loaned securities fails to return the securities in a timely manner or at all. The Fund could also lose money in the event of a decline in the value of collateral provided for loaned securities or a decline in the value of any investments made with cash collateral. These events could also trigger adverse tax consequences for the Fund.

Tax Risk. The Fund is subject to tax in India on the purchase and sale of Indian securities, which will reduce the Fund's returns. For more information regarding the tax implications of investing in Indian securities, please see the section entitled "Indian Tax Disclosure."

Technology Companies Risk. Technology companies and companies that rely heavily on technological advances may have limited product lines, markets, financial resources, supply chains and personnel. These companies typically face intense competition, potentially rapid product obsolescence and changes in product cycles and customer preferences. They may face unexpected risks and costs associated with technological developments, such as artificial intelligence and machine learning. Technology companies also depend heavily on intellectual property rights and may be adversely affected by the loss or impairment of those rights. Technology companies may face increased government scrutiny and may be subject to adverse government or legal action.

Tracking Error Risk. The Fund may be subject to "tracking error," which is the divergence of the Fund's performance from that of the Underlying Index. Tracking error may occur due to a number of factors, including differences between the securities and other assets held in the Fund's portfolio and those included in the Underlying Index; differences in the timing and methodologies used to value securities and other assets; transaction costs and other expenses incurred by the Fund that the Underlying Index does not incur; the Fund's holding of uninvested cash; differences in the timing of the accrual or the valuation of dividends or

interest received by the Fund or distributions paid to Fund shareholders; tax gains or losses; the requirements for the Fund to maintain pass-through tax treatment; portfolio transactions carried out to minimize the distribution of capital gains to shareholders; the acceptance of custom baskets; changes to the Underlying Index; and impacts to the Fund of complying with certain regulatory requirements or limits. Tracking error risk may be heightened during times of increased market volatility or other unusual market conditions. A Fund that tracks an index with exposure to non-U.S. issuers may experience higher tracking error than ETFs that do not track such indexes.

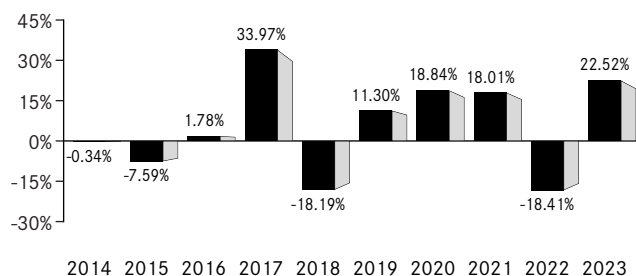
Valuation Risk. The price that the Fund could receive upon the sale (or other disposition) of a security or other asset may differ from the Fund's valuation of the security or other asset, particularly for securities or other assets that trade in low volume

or volatile markets or that are valued using a fair value methodology. The price received by the Fund also may differ from the value used by the Underlying Index. In addition, the value of the securities or other assets in the Fund's portfolio may change on days or during time periods when investors are not able to purchase or sell Fund shares. Authorized Participants that create or redeem Fund shares on days when the Fund is holding fair-valued securities or other assets may receive fewer or more shares, or lower or higher redemption proceeds, than they would have received had the securities or other assets not been fair valued or been valued using a different methodology. The ability to value investments may be impacted by technological issues or errors by pricing services or other third-party service providers.

Performance Information

The performance information below illustrates how the Fund's performance has varied over different periods and provides some indication of the risks of investing in the Fund. The bar chart shows how the performance of the Fund has varied from one calendar year to another over the periods shown. The table compares the Fund's performance to that of an appropriate broad-based securities market index and the Underlying Index. Fund returns assume the reinvestment of any dividends and distributions. The Fund's returns reflect the impact of any agreements to waive or reimburse expenses, which would reduce performance if not in effect. Past performance (before and after taxes) does not necessarily indicate how the Fund will perform in the future. Updated performance information, including the Fund's current NAV, may be obtained by visiting www.iShares.com or by calling 1-800-iShares (1-800-474-2737) (toll free).

Calendar Year-by-Year Returns



	<u>Return (%)</u>	<u>Period Ended</u>
Calendar Year-to-Date Return	11.44%	September 30, 2024
During the periods shown in the chart:		
Best Quarter	26.99%	June 30, 2020
Worst Quarter	-31.38%	March 31, 2020

Average Annual Total Returns (for the periods ended December 31, 2023)

	<u>One Year</u>	<u>Five Years</u>	<u>Ten Years</u>
(Inception Date: 8/16/2011)			
Return Before Taxes	22.52%	9.31%	4.83%
Return After Taxes on Distributions	21.77%	8.76%	4.19%
Return After Taxes on Distributions and Sale of Fund Shares	13.91%	7.38%	3.70%
MSCI Emerging Markets Index¹ (Returns do not reflect deductions for fees, expenses or taxes)	9.83%	3.68%	2.66%
MSCI Emerging Markets Small Cap Index (Returns do not reflect deductions for fees, expenses or taxes)	23.92%	9.92%	5.34%

¹ The Fund has added this broad-based index in response to new regulatory requirements.

After-tax returns in the table above are calculated using the historical highest individual U.S. federal marginal income tax rates and do not reflect the impact of state or local taxes. Actual after-tax returns depend on an investor's tax situation and may differ from those shown, and after-tax returns shown are not relevant to tax-exempt investors or investors who hold shares through tax-deferred arrangements, such as 401(k) plans or individual retirement accounts ("IRAs"). Fund returns after taxes on distributions and sales of Fund shares are calculated assuming that an investor has sufficient capital gains of the same character from other investments to offset any capital losses from the sales of Fund shares. As a result, Fund returns after taxes on distributions and sales of Fund shares may exceed Fund returns before taxes and/or returns after taxes on distributions.

Management

Investment Adviser. BlackRock Fund Advisors.

Portfolio Managers. Jennifer Hsui, Greg Savage and Paul Whitehead (the “Portfolio Managers”) are primarily responsible for the day-to-day management of the Fund. Each Portfolio Manager supervises a portfolio management team. Ms. Hsui, Mr. Savage and Mr. Whitehead have been Portfolio Managers of the Fund since 2012, 2011 and 2022, respectively.

Purchase and Sale of Fund Shares

The Fund is an ETF. Individual shares of the Fund may only be bought and sold in the secondary market through a broker-dealer. Because ETF shares trade at market prices rather than at NAV, shares may trade at a price greater than NAV (a premium) or less than NAV (a discount). An investor may incur costs attributable to the difference between the highest price a buyer is willing to pay to purchase shares of the Fund (bid) and the lowest price a seller is willing to accept for shares of the Fund (ask) when buying or selling shares in the secondary market (the “bid-ask spread”).

Tax Information

The Fund intends to make distributions that may be taxable to you as ordinary income or capital gains, unless you are investing through a tax-deferred arrangement such as a 401(k) plan or an IRA, in which case, your distributions generally will be taxed when withdrawn.

Payments to Broker-Dealers and Other Financial Intermediaries

If you purchase shares of the Fund through a broker-dealer or other financial intermediary (such as a bank), BFA or other related companies may pay the intermediary for marketing activities and presentations, educational training programs, conferences, the development of technology platforms and reporting systems or other services related to the sale or promotion of the Fund. These payments may create a conflict of interest by influencing the broker-dealer or other intermediary and your salesperson to recommend the Fund over another investment. Ask your salesperson or visit your financial intermediary’s website for more information.

iSHARES[®] MSCI MEXICO ETF

Ticker: EWW

Stock Exchange: NYSE Arca

Investment Objective

The iShares MSCI Mexico ETF (the “Fund”) seeks to track the investment results of a broad-based index composed of Mexican equities.

Fees and Expenses

The following table describes the fees and expenses that you will incur if you buy, hold and sell shares of the Fund. The investment advisory agreement between iShares, Inc. (the “Company”) and BlackRock Fund Advisors (“BFA”) (the “Investment Advisory Agreement”) provides that BFA will pay all operating expenses of the Fund, except: (i) the management fees, (ii) interest expenses, (iii) taxes, (iv) expenses incurred with respect to the acquisition and disposition of portfolio securities and the execution of portfolio transactions, including brokerage commissions, (v) distribution fees or expenses, and (vi) litigation expenses and any extraordinary expenses.

You may pay other fees, such as brokerage commissions and other fees to financial intermediaries, which are not reflected in the tables and examples below.

Annual Fund Operating Expenses (ongoing expenses that you pay each year as a percentage of the value of your investments) ¹			
<u>Management Fees</u>	<u>Distribution and Service (12b-1) Fees</u>	<u>Other Expenses²</u>	<u>Total Annual Fund Operating Expenses</u>
0.50%	None	0.00%	0.50%

¹ Operating expenses paid by BFA under the Investment Advisory Agreement exclude acquired fund fees and expenses, if any.

² The amount rounded to 0.00%.

Example. This Example is intended to help you compare the cost of owning shares of the Fund with the cost of investing in other funds. The Example assumes that you invest \$10,000 in the Fund for the time periods indicated and then sell all of your shares at the end of those periods. The Example also assumes that your investment has a 5% return each year and that the Fund’s operating expenses remain the same. Although your actual costs may be higher or lower, based on these assumptions, your costs would be:

<u>1 Year</u>	<u>3 Years</u>	<u>5 Years</u>	<u>10 Years</u>
\$51	\$160	\$280	\$628

Portfolio Turnover. The Fund may pay transaction costs, such as commissions, when it buys and sells securities (or “turns over” its portfolio). A higher portfolio turnover rate may indicate higher transaction costs and may result in higher taxes when Fund shares are held in a taxable account. These costs, which are not reflected in the Annual Fund Operating Expenses or in the Example, affect the Fund’s performance. During the most recent fiscal year, the Fund’s portfolio turnover rate was 10% of the average value of its portfolio.

Principal Investment Strategies

The Fund seeks to track the investment results of the MSCI Mexico IMI 25/50 Index (the “Underlying Index”), which is a free float-adjusted market capitalization-weighted index that is designed to measure the performance of the large-, mid- and small-capitalization segments of the equity market in Mexico. The Underlying Index is rebalanced quarterly using an optimization process that aims to minimize the constituent weight differences between the Underlying Index and the MSCI Mexico Index (the “Parent Index”). The Underlying Index uses a capping methodology that limits the weight of any single “group entity” (constituents that MSCI determines have a control relationship)

to a maximum of 25% of the Underlying Index weight, and the sum of all group entities with a weight above 5% to an aggregate of 50% of the Underlying Index weight. A group entity is a group of companies that operate as an affiliated corporate group but may separately issue listed securities. To determine “group entities,” MSCI analyzes financial accounts of listed companies holding stakes of 20% or more in other listed companies to determine whether these stakes are controlling in nature. In certain cases, even in the absence of consolidated accounts, MSCI may also consider two companies as belonging to the same group entity where there is reasonable evidence of control based on other information. All group entities are reviewed on an annual basis. As of August 31, 2024, a significant portion of the Underlying Index is represented by securities of companies in the consumer staples, financials, industrials and materials industries or sectors. The components of the Underlying Index are likely to change over time.

BFA uses an indexing approach to try to achieve the Fund’s investment objective. The Fund does not try to “beat” the index it tracks and does not seek temporary defensive positions when markets decline or appear overvalued.

Indexing may eliminate the chance that the Fund will substantially outperform the Underlying Index but also may reduce some of the risks of active management, such as poor security selection. Indexing seeks to achieve lower costs and better after-tax performance by aiming to keep portfolio turnover low in comparison to actively managed investment companies.

BFA uses a representative sampling indexing strategy to manage the Fund. "Representative sampling" is an indexing strategy that involves investing in a representative sample of securities that collectively has an investment profile similar to that of an applicable underlying index. The securities selected are expected to have, in the aggregate, investment characteristics (based on factors such as market capitalization and industry weightings), fundamental characteristics (such as return variability and yield) and liquidity measures similar to those of an applicable underlying index. The Fund may or may not hold all of the securities in the Underlying Index.

The Fund generally will invest at least 80% of its assets in the component securities of its Underlying Index and in investments that have economic characteristics that are substantially identical to the component securities of its Underlying Index (*i.e.*, depositary receipts representing securities of the Underlying Index) and may invest up to 20% of its assets in certain futures, options and swap contracts, cash and cash equivalents, including shares of money market funds advised by BFA or its affiliates, as well as in securities not included in the Underlying Index, but which BFA believes will help the Fund track the Underlying Index. Cash and cash equivalent investments associated with a derivative position will be treated as part of that position for the purposes of calculating the percentage of investments included in the Underlying Index. The Fund seeks to track the investment results of the Underlying Index before fees and expenses of the Fund.

The Fund may lend securities representing up to one-third of the value of the Fund's total assets (including the value of any collateral received).

The Underlying Index is sponsored by MSCI Inc. (the "Index Provider" or "MSCI"), which is independent of the Fund and BFA. The Index Provider determines the composition and relative weightings of the securities in the Underlying Index and publishes information regarding the market value of the Underlying Index.

Industry Concentration Policy. The Fund will concentrate its investments (*i.e.*, hold 25% or more of its total assets) in a particular industry or group of industries to approximately the same extent that the Underlying Index is concentrated. For purposes of this limitation, securities of the U.S. government (including its agencies and instrumentalities) and repurchase agreements collateralized by U.S. government securities are not considered to be issued by members of any industry.

Summary of Principal Risks

As with any investment, you could lose all or part of your investment in the Fund, and the Fund's performance could trail that of other investments. The Fund is subject to certain risks, including the principal risks noted below, any of which may adversely affect the Fund's net asset value per share ("NAV"), trading price, yield, total return and ability to meet its investment

objective. Certain key risks are prioritized below (with others following in alphabetical order), but the relative significance of any risk is difficult to predict and may change over time. You should review each risk factor carefully.

Risk of Investing in Mexico. Investing in Mexican issuers subjects the Fund to legal, regulatory, political, economic, currency, geographic and security risks that are specific to Mexico. Mexico's economy depends heavily on trading with the United States and certain Latin American countries and is vulnerable to changes in demand from these key trading partners, particularly the U.S. Mexico's fiscal health is highly sensitive to oil prices, and the financial struggles of the state-owned oil company pose a challenge. Other risks facing the Mexican economy include elevated public budget deficits, socioeconomic inequality and drug-related security issues.

Non-U.S. Securities Risk. Securities issued by non-U.S. issuers (including depositary receipts) are subject to different legal, regulatory, political, economic, and market risks than securities issued by U.S. issuers. These risks include greater market volatility, less market liquidity, higher transaction costs, expropriation, confiscatory taxation, adverse changes in foreign investment or currency control regulations, restrictions on the repatriation of capital, and political instability. Non-U.S. issuers may be subject to different accounting, audit and financial reporting standards than U.S. issuers, and there may be less publicly available information about non-U.S. issuers. Foreign market trading hours, different clearing and settlement procedures, and holiday schedules may limit the Fund's ability to engage in portfolio transactions. To the extent that investments are made in a limited number of countries, events in those countries will have a more significant impact on the Fund.

Equity Securities Risk. Equity securities are subject to changes in value, and their values may be more volatile than those of other asset classes. The value of a security may decline for a number of reasons that may directly relate to the issuer as well as due to general industry or market conditions. Common stock is subordinated to preferred securities and debt in a company's capital structure. Common stock has the lowest priority, and the greatest risk, with respect to dividends and any liquidation payments in the event of an issuer's bankruptcy.

Market Risk. The Fund could lose money over short periods due to short-term market movements and over longer periods during more prolonged market downturns. Local, regional or global events such as war, acts of terrorism, pandemics or other public health issues, recessions, the prospect or occurrence of a sovereign default or other financial crisis, or other events could have a significant impact on the Fund and its investments and could result in increased premiums or discounts to the Fund's NAV.

Index-Related Risk. The Index Provider may rely on various sources of information to assess the criteria of components of the Underlying Index, including information that may be based on assumptions and estimates. Neither the Fund nor BFA can offer assurances that the Index Provider's methodology or sources of information will provide an accurate assessment of included components or will result in the Fund meeting its investment objective. Errors in index data, index computations or the construction of the Underlying Index in accordance with its

methodology may occur, and the Index Provider may not identify or correct them promptly or at all, which may have an adverse impact on the Fund and its shareholders. Unusual market conditions or other unforeseen circumstances (such as natural disasters, political unrest or war) may impact the Index Provider or a third-party data provider and could cause the Index Provider to postpone a scheduled rebalance. This could cause the Underlying Index to vary from its normal or expected composition.

Asset Class Risk. The securities and other assets in the Underlying Index or in the Fund's portfolio may underperform in comparison to financial markets generally, a particular financial market, another index, or other asset classes.

Authorized Participant Concentration Risk. An "Authorized Participant" is a member or participant of a clearing agency registered with the SEC, which has a written agreement with the Fund or one of its service providers that allows the Authorized Participant to place orders for the purchase and redemption of creation units ("Creation Units"). Only an Authorized Participant may engage in creation or redemption transactions directly with the Fund. There are a limited number of institutions that may act as Authorized Participants for the Fund, including on an agency basis on behalf of other market participants. No Authorized Participant is obligated to engage in creation or redemption transactions. To the extent that Authorized Participants exit the business or do not place creation or redemption orders for the Fund and no other Authorized Participant places orders, Fund shares are more likely to trade at a premium or discount to NAV and possibly face trading halts or delisting.

Commodity Risk. The Fund invests in Mexican issuers that are susceptible to fluctuations in certain commodity markets and to price changes due to trade relations. Any negative changes in commodity markets that may be due to changes in supply and demand for commodities, market events, war, regulatory developments, other catastrophic events, or other factors that the Fund cannot control could have an adverse impact on the Mexican economy.

Concentration Risk. The Fund may be susceptible to an increased risk of loss, including losses due to adverse events that affect the Fund's investments more than the market as a whole, to the extent that the Fund's investments are concentrated in the securities or other assets of one or more issuers, countries or other geographic units, markets, industries, project types, or asset classes.

Consumer Goods and Services Companies Risk. Consumer goods and services companies ("consumer companies") face risks related to changes in consumer preferences and disposable income, commodity prices, government regulation, supply chain disruptions, damage to brand or reputation, economic slowdown and labor shortages, among other things.

Currency Risk. Because the Fund's NAV is determined in U.S. dollars, the NAV could decline if the currency of the non-U.S. market in which the Fund invests depreciates against the U.S. dollar or if there are delays or limits on the repatriation of foreign currency. Currency exchange rates can be very volatile and can change quickly and unpredictably. As a result, the Fund's NAV may change quickly and without warning. In addition, the Fund

may incur costs in connection with conversions between U.S. dollars and foreign currencies.

Custody Risk. Less developed securities markets are more likely to experience problems with the clearing and settlement of trades, as well as the custody of securities and other assets by local banks, agents and depositories. These issues may have an adverse impact on the Fund, including losses or delays in payments, delivery or recovery of money or other assets.

Cybersecurity Risk. Failures or breaches of the electronic systems of the Fund, its adviser, distributor, Index Provider, other service providers, counterparties, or issuers of assets in which the Fund invests may cause disruptions that negatively impact the Fund and its shareholders. While the Fund has established business continuity plans and risk management systems seeking to address system breaches or failures, there are inherent limitations in such plans and systems. The Fund cannot control the cybersecurity plans and systems of its service providers, counterparties, and other third parties whose activities affect the Fund. In addition, cyber incidents may adversely impact the issuers of securities in which the Fund invests, which may cause such investments to lose value.

Financial Companies Risk. Financial services companies are subject to extensive governmental regulation and intervention, which may adversely affect their profitability, the scope of their activities, the prices they can charge, the amount of capital and liquid assets they must maintain and their size, among other things. Financial services companies also may be significantly affected by, among other things, interest rates, economic conditions, volatility in financial markets, credit rating downgrades, adverse public perception, exposure concentration and counterparty risk.

Industrial Companies Risk. Industrial companies face a number of risks, including supply chain and distribution disruptions, business interruptions, product obsolescence, third-party vendor risks, cyber attacks, trade disputes, product recalls, liability claims, scarcity of materials or parts, excess capacity, changes in consumer preferences, and volatility in commodity prices and currencies. The performance of such companies may also be affected by technological developments, labor relations, legislative and regulatory changes, government spending policies, and changes in domestic and international economies.

Issuer Risk. The performance of the Fund depends on the performance of individual securities or other assets to which the Fund has exposure. The value of securities or other assets may decline, or perform differently from the market as a whole, due to changes in the financial condition or credit rating of the issuer or counterparty.

Large-Capitalization Companies Risk. Large-capitalization companies may be less able than smaller-capitalization companies to adapt to changing market conditions and competitive challenges. Large-capitalization companies may be more mature and subject to more limited growth potential compared with smaller-capitalization companies. The performance of large-capitalization companies could trail the overall performance of the broader securities markets.

Management Risk. The Fund generally does not attempt to take defensive positions under any market conditions, including

declining markets. As the Fund will not fully replicate the Underlying Index and may hold securities or other assets not included in the Underlying Index, it is subject to the risk that the investment strategy of BFA may not produce the intended results. There is no guarantee that the Fund's investment results will have a high degree of correlation to those of the Underlying Index or that the Fund will achieve its investment objective.

Market Trading Risk. The Fund faces numerous market trading risks, including the potential lack of an active market for Fund shares (including through a trading halt), losses from trading in secondary markets, periods of high volatility, and disruptions in the process of creating and redeeming Fund shares. Any of these factors, among others, may lead to the Fund's shares trading in the secondary market at a premium or discount to NAV or to the intraday value of the Fund's portfolio holdings. If you buy Fund shares at a time when the market price is at a premium to NAV or sell Fund shares at a time when the market price is at a discount to NAV, you may pay significantly more or receive significantly less than the underlying value of the Fund shares.

Materials Companies Risk. Materials companies may be adversely affected by volatility in commodity prices, changes in exchange rates, social and political unrest, war, depletion of resources, lower demand, overproduction, litigation and government regulations, among other factors.

Mid-Capitalization Companies Risk. Compared to large-capitalization companies, mid-capitalization companies may be less stable and more susceptible to adverse developments. The securities of mid-capitalization companies may be more volatile and less liquid than those of large-capitalization companies. As a result, the Fund's share price may be more volatile than that of a fund with a greater investment in large-capitalization stocks.

National Closed Market Trading Risk. To the extent that securities or other assets held by the Fund trade on foreign exchanges or in foreign markets that may be closed when the securities exchange on which the Fund's shares trade is open, there are likely to be deviations between such asset's current price and its last quoted price (*i.e.*, the quote from the closed foreign market to the Fund). The impact of a closed foreign market on the Fund is likely to be greater where a large portion of the Fund's holdings trade on a closed foreign market or when a foreign market is closed for unscheduled reasons. These deviations could result in premiums or discounts to the Fund's NAV that may be greater than those experienced by other funds.

Non-Diversification Risk. The Fund is classified as "non-diversified." This means that, compared with funds that are classified as "diversified," the Fund may invest a greater percentage of its assets in securities or other instruments representing a small number of issuers or counterparties and thus may be more susceptible to the risks associated with these particular issuers or counterparties. As a result, the Fund's performance may depend to a greater extent on the performance of a small number of issuers or counterparties, which may lead to more volatility in the Fund's NAV.

Operational Risk. The Fund is exposed to operational risks arising from a number of factors, including, but not limited to, human error, processing and communication errors, errors of the Fund's service providers, counterparties or other third parties, failed or

inadequate processes and technology or systems failures. The Fund and BFA seek to reduce these operational risks through controls and procedures. However, these measures do not address every possible risk and may be inadequate to address significant operational risks.

Reliance on Trading Partners Risk. The Fund invests in a country whose economy is heavily dependent upon trading with key partners. Any reduction in this trading may have an adverse impact on the Fund's investments. Through its holdings of securities of certain issuers, the Fund is specifically exposed to **Asian Economic Risk, North American Economic Risk and U.S. Economic Risk.**

Risk of Investing in Emerging Markets. Investments in emerging market issuers may be subject to a greater risk of loss than investments in issuers located or operating in more developed markets. Emerging markets may be more likely to experience inflation, social instability, political turmoil or rapid changes in economic conditions than more developed markets. Companies in many emerging markets are not subject to the same degree of regulatory requirements, accounting standards or auditor oversight as companies in more developed countries, and as a result, information about the securities in which the Fund invests may be less reliable or complete. Emerging markets often have less reliable securities valuations and greater risk associated with custody of securities than developed markets. There may be significant obstacles to obtaining information necessary for investigations into or litigation against companies and shareholders may have limited legal remedies. The Fund does not select investments based on investor protection considerations.

Securities Lending Risk. The Fund may engage in securities lending. Securities lending involves the risk that the Fund may lose money because the borrower of the loaned securities fails to return the securities in a timely manner or at all. The Fund could also lose money in the event of a decline in the value of collateral provided for loaned securities or a decline in the value of any investments made with cash collateral. These events could also trigger adverse tax consequences for the Fund.

Tracking Error Risk. The Fund may be subject to "tracking error," which is the divergence of the Fund's performance from that of the Underlying Index. Tracking error may occur due to a number of factors, including differences between the securities and other assets held in the Fund's portfolio and those included in the Underlying Index; differences in the timing and methodologies used to value securities and other assets; transaction costs and other expenses incurred by the Fund that the Underlying Index does not incur; the Fund's holding of uninvested cash; differences in the timing of the accrual or the valuation of dividends or interest received by the Fund or distributions paid to Fund shareholders; tax gains or losses; the requirements for the Fund to maintain pass-through tax treatment; portfolio transactions carried out to minimize the distribution of capital gains to shareholders; the acceptance of custom baskets; changes to the Underlying Index; and impacts to the Fund of complying with certain regulatory requirements or limits. Tracking error risk may be heightened during times of increased market volatility or other unusual market conditions. A Fund that tracks an index with exposure to non-U.S. issuers may experience higher tracking error than ETFs that do not track such indexes.

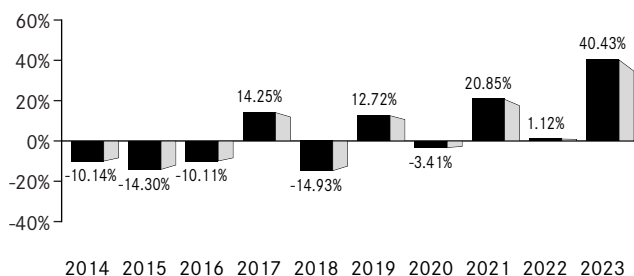
Valuation Risk. The price that the Fund could receive upon the sale (or other disposition) of a security or other asset may differ from the Fund's valuation of the security or other asset, particularly for securities or other assets that trade in low volume or volatile markets or that are valued using a fair value methodology. The price received by the Fund also may differ from the value used by the Underlying Index. In addition, the value of the securities or other assets in the Fund's portfolio may change on days or during time periods when investors are not able to

purchase or sell Fund shares. Authorized Participants that create or redeem Fund shares on days when the Fund is holding fair-valued securities or other assets may receive fewer or more shares, or lower or higher redemption proceeds, than they would have received had the securities or other assets not been fair valued or been valued using a different methodology. The ability to value investments may be impacted by technological issues or errors by pricing services or other third-party service providers.

Performance Information

The performance information below illustrates how the Fund's performance has varied over different periods and provides some indication of the risks of investing in the Fund. The bar chart shows how the performance of the Fund has varied from one calendar year to another over the periods shown. The table compares the Fund's performance to that of an appropriate broad-based securities market index and the Underlying Index. Fund returns assume the reinvestment of any dividends and distributions. The Fund's returns reflect the impact of any agreements to waive or reimburse expenses, which would reduce performance if not in effect. Past performance (before and after taxes) does not necessarily indicate how the Fund will perform in the future. Updated performance information, including the Fund's current NAV, may be obtained by visiting www.iShares.com or by calling 1-800-iShares (1-800-474-2737) (toll free).

Calendar Year-by-Year Returns



	<u>Return (%)</u>	<u>Period Ended</u>
Calendar Year-to-Date Return	-20.37%	September 30, 2024
During the periods shown in the chart:		
Best Quarter	29.79%	December 31, 2020
Worst Quarter	-36.58%	March 31, 2020

Average Annual Total Returns (for the periods ended December 31, 2023)

	<u>One Year</u>	<u>Five Years</u>	<u>Ten Years</u>
(Inception Date: 3/12/1996)			
Return Before Taxes	40.43%	13.32%	2.32%
Return After Taxes on Distributions	39.95%	12.81%	1.89%
Return After Taxes on Distributions and Sale of Fund Shares	24.69%	10.69%	1.76%
MSCI Emerging Markets Index¹ (Returns do not reflect deductions for fees, expenses or taxes)	9.83%	3.68%	2.66%
MSCI Mexico IMI 25/50 Index (Returns do not reflect deductions for fees, expenses or taxes)	41.49%	13.87%	2.71%

¹ The Fund has added this broad-based index in response to new regulatory requirements.

After-tax returns in the table above are calculated using the historical highest individual U.S. federal marginal income tax rates and do not reflect the impact of state or local taxes. Actual after-tax returns depend on an investor's tax situation and may differ from those shown, and after-tax returns shown are not relevant to tax-exempt investors or investors who hold shares through tax-deferred arrangements, such as 401(k) plans or individual retirement accounts ("IRAs"). Fund returns after taxes on distributions and sales of Fund shares are calculated assuming that an investor has sufficient capital gains of the same character from other investments to offset any capital losses from the sales of Fund shares. As a result, Fund returns after taxes on distributions and sales of Fund shares may exceed Fund returns before taxes and/or returns after taxes on distributions.

Management

Investment Adviser. BlackRock Fund Advisors.

Portfolio Managers. Jennifer Hsui, Greg Savage and Paul Whitehead (the “Portfolio Managers”) are primarily responsible for the day-to-day management of the Fund. Each Portfolio Manager supervises a portfolio management team. Ms. Hsui, Mr. Savage and Mr. Whitehead have been Portfolio Managers of the Fund since 2012, 2008 and 2022, respectively.

Purchase and Sale of Fund Shares

The Fund is an ETF. Individual shares of the Fund may only be bought and sold in the secondary market through a broker-dealer. Because ETF shares trade at market prices rather than at NAV, shares may trade at a price greater than NAV (a premium) or less than NAV (a discount). An investor may incur costs attributable to the difference between the highest price a buyer is willing to pay to purchase shares of the Fund (bid) and the lowest price a seller is willing to accept for shares of the Fund (ask) when buying or selling shares in the secondary market (the “bid-ask spread”).

Tax Information

The Fund intends to make distributions that may be taxable to you as ordinary income or capital gains, unless you are investing through a tax-deferred arrangement such as a 401(k) plan or an IRA, in which case, your distributions generally will be taxed when withdrawn.

Payments to Broker-Dealers and Other Financial Intermediaries

If you purchase shares of the Fund through a broker-dealer or other financial intermediary (such as a bank), BFA or other related companies may pay the intermediary for marketing activities and presentations, educational training programs, conferences, the development of technology platforms and reporting systems or other services related to the sale or promotion of the Fund. These payments may create a conflict of interest by influencing the broker-dealer or other intermediary and your salesperson to recommend the Fund over another investment. Ask your salesperson or visit your financial intermediary’s website for more information.

iSHARES[®] MSCI SOUTH AFRICA ETF

Ticker: EZA

Stock Exchange: NYSE Arca

Investment Objective

The iShares MSCI South Africa ETF (the “Fund”) seeks to track the investment results of an index composed of South African equities.

Fees and Expenses

The following table describes the fees and expenses that you will incur if you buy, hold and sell shares of the Fund. The investment advisory agreement between iShares, Inc. (the “Company”) and BlackRock Fund Advisors (“BFA”) (the “Investment Advisory Agreement”) provides that BFA will pay all operating expenses of the Fund, except: (i) the management fees, (ii) interest expenses, (iii) taxes, (iv) expenses incurred with respect to the acquisition and disposition of portfolio securities and the execution of portfolio transactions, including brokerage commissions, (v) distribution fees or expenses, and (vi) litigation expenses and any extraordinary expenses.

You may pay other fees, such as brokerage commissions and other fees to financial intermediaries, which are not reflected in the tables and examples below.

Annual Fund Operating Expenses (ongoing expenses that you pay each year as a percentage of the value of your investments) ¹			
<u>Management Fees</u>	<u>Distribution and Service (12b-1) Fees</u>	<u>Other Expenses²</u>	<u>Total Annual Fund Operating Expenses</u>
0.59%	None	0.00%	0.59%

¹ Operating expenses paid by BFA under the Investment Advisory Agreement exclude acquired fund fees and expenses, if any.

² The amount rounded to 0.00%.

Example. This Example is intended to help you compare the cost of owning shares of the Fund with the cost of investing in other funds. The Example assumes that you invest \$10,000 in the Fund for the time periods indicated and then sell all of your shares at the end of those periods. The Example also assumes that your investment has a 5% return each year and that the Fund’s operating expenses remain the same. Although your actual costs may be higher or lower, based on these assumptions, your costs would be:

<u>1 Year</u>	<u>3 Years</u>	<u>5 Years</u>	<u>10 Years</u>
\$60	\$189	\$329	\$738

Portfolio Turnover. The Fund may pay transaction costs, such as commissions, when it buys and sells securities (or “turns over” its portfolio). A higher portfolio turnover rate may indicate higher transaction costs and may result in higher taxes when Fund shares are held in a taxable account. These costs, which are not reflected in the Annual Fund Operating Expenses or in the Example, affect the Fund’s performance. During the most recent fiscal year, the Fund’s portfolio turnover rate was 4% of the average value of its portfolio.

Principal Investment Strategies

The Fund seeks to track the investment results of the MSCI South Africa 25/50 Index (the “Underlying Index”), which is a free float-adjusted market capitalization-weighted index that is designed to measure the performance of the large- and mid-capitalization segments of the equity market in South Africa. The Underlying Index is rebalanced quarterly using an optimization process that aims to minimize the constituent weight differences between the Underlying Index and the MSCI South Africa Index (the “Parent Index”). The Underlying Index uses a capping methodology that limits the weight of any single “group entity” (constituents that MSCI determines have a control relationship) to a maximum of

25% of the Underlying Index weight, and the sum of all group entities with a weight above 5% to an aggregate of 50% of the Underlying Index weight. A group entity is a group of companies that operate as an affiliated corporate group but may separately issue listed securities. To determine “group entities,” MSCI analyzes financial accounts of listed companies holding stakes of 20% or more in other listed companies to determine whether these stakes are controlling in nature. In certain cases, even in the absence of consolidated accounts, MSCI may also consider two companies as belonging to the same group entity where there is reasonable evidence of control based on other information. All group entities are reviewed on an annual basis. As of August 31, 2024, a significant portion of the Underlying Index is represented by securities of companies in the consumer discretionary, financials and materials industries or sectors. The components of the Underlying Index are likely to change over time.

BFA uses an indexing approach to try to achieve the Fund’s investment objective. The Fund does not try to “beat” the index it tracks and does not seek temporary defensive positions when markets decline or appear overvalued.

Indexing may eliminate the chance that the Fund will substantially outperform the Underlying Index but also may reduce some of the

risks of active management, such as poor security selection. Indexing seeks to achieve lower costs and better after-tax performance by aiming to keep portfolio turnover low in comparison to actively managed investment companies.

BFA uses a representative sampling indexing strategy to manage the Fund. “Representative sampling” is an indexing strategy that involves investing in a representative sample of securities that collectively has an investment profile similar to that of an applicable underlying index. The securities selected are expected to have, in the aggregate, investment characteristics (based on factors such as market capitalization and industry weightings), fundamental characteristics (such as return variability and yield) and liquidity measures similar to those of an applicable underlying index. The Fund may or may not hold all of the securities in the Underlying Index.

The Fund generally will invest at least 80% of its assets in the component securities of its Underlying Index and in investments that have economic characteristics that are substantially identical to the component securities of its Underlying Index (*i.e.*, depositary receipts representing securities of the Underlying Index) and may invest up to 20% of its assets in certain futures, options and swap contracts, cash and cash equivalents, including shares of money market funds advised by BFA or its affiliates, as well as in securities not included in the Underlying Index, but which BFA believes will help the Fund track the Underlying Index. Cash and cash equivalent investments associated with a derivative position will be treated as part of that position for the purposes of calculating the percentage of investments included in the Underlying Index. The Fund seeks to track the investment results of the Underlying Index before fees and expenses of the Fund.

The Fund may lend securities representing up to one-third of the value of the Fund’s total assets (including the value of any collateral received).

The Underlying Index is sponsored by MSCI Inc. (the “Index Provider” or “MSCI”), which is independent of the Fund and BFA. The Index Provider determines the composition and relative weightings of the securities in the Underlying Index and publishes information regarding the market value of the Underlying Index.

Industry Concentration Policy. The Fund will concentrate its investments (*i.e.*, hold 25% or more of its total assets) in a particular industry or group of industries to approximately the same extent that the Underlying Index is concentrated. For purposes of this limitation, securities of the U.S. government (including its agencies and instrumentalities) and repurchase agreements collateralized by U.S. government securities are not considered to be issued by members of any industry.

Summary of Principal Risks

As with any investment, you could lose all or part of your investment in the Fund, and the Fund’s performance could trail that of other investments. The Fund is subject to certain risks, including the principal risks noted below, any of which may adversely affect the Fund’s net asset value per share (“NAV”), trading price, yield, total return and ability to meet its investment objective. Certain key risks are prioritized below (with others following in alphabetical order), but the relative significance of any

risk is difficult to predict and may change over time. You should review each risk factor carefully.

Risk of Investing in South Africa. Investing in South African securities involves significant risks, including legal, regulatory, currency and economic risks specific to South Africa. Among other things, South Africa’s economy is heavily dependent on its agriculture and mining sectors and thus susceptible to fluctuations in the commodity markets.

Non-U.S. Securities Risk. Securities issued by non-U.S. issuers (including depositary receipts) are subject to different legal, regulatory, political, economic, and market risks than securities issued by U.S. issuers. These risks include greater market volatility, less market liquidity, higher transaction costs, expropriation, confiscatory taxation, adverse changes in foreign investment or currency control regulations, restrictions on the repatriation of capital, and political instability. Non-U.S. issuers may be subject to different accounting, audit and financial reporting standards than U.S. issuers, and there may be less publicly available information about non-U.S. issuers. Foreign market trading hours, different clearing and settlement procedures, and holiday schedules may limit the Fund’s ability to engage in portfolio transactions. To the extent that investments are made in a limited number of countries, events in those countries will have a more significant impact on the Fund. The Fund is specifically exposed to **African Economic Risk**.

Equity Securities Risk. Equity securities are subject to changes in value, and their values may be more volatile than those of other asset classes. The value of a security may decline for a number of reasons that may directly relate to the issuer as well as due to general industry or market conditions. Common stock is subordinated to preferred securities and debt in a company’s capital structure. Common stock has the lowest priority, and the greatest risk, with respect to dividends and any liquidation payments in the event of an issuer’s bankruptcy.

Market Risk. The Fund could lose money over short periods due to short-term market movements and over longer periods during more prolonged market downturns. Local, regional or global events such as war, acts of terrorism, pandemics or other public health issues, recessions, the prospect or occurrence of a sovereign default or other financial crisis, or other events could have a significant impact on the Fund and its investments and could result in increased premiums or discounts to the Fund’s NAV.

Index-Related Risk. The Index Provider may rely on various sources of information to assess the criteria of components of the Underlying Index, including information that may be based on assumptions and estimates. Neither the Fund nor BFA can offer assurances that the Index Provider’s methodology or sources of information will provide an accurate assessment of included components or will result in the Fund meeting its investment objective. Errors in index data, index computations or the construction of the Underlying Index in accordance with its methodology may occur, and the Index Provider may not identify or correct them promptly or at all, which may have an adverse impact on the Fund and its shareholders. Unusual market conditions or other unforeseen circumstances (such as natural disasters, political unrest or war) may impact the Index Provider or a third-party data provider and could cause the Index Provider

to postpone a scheduled rebalance. This could cause the Underlying Index to vary from its normal or expected composition.

Asset Class Risk. The securities and other assets in the Underlying Index or in the Fund's portfolio may underperform in comparison to financial markets generally, a particular financial market, another index, or other asset classes.

Authorized Participant Concentration Risk. An "Authorized Participant" is a member or participant of a clearing agency registered with the SEC, which has a written agreement with the Fund or one of its service providers that allows the Authorized Participant to place orders for the purchase and redemption of creation units ("Creation Units"). Only an Authorized Participant may engage in creation or redemption transactions directly with the Fund. There are a limited number of institutions that may act as Authorized Participants for the Fund, including on an agency basis on behalf of other market participants. No Authorized Participant is obligated to engage in creation or redemption transactions. To the extent that Authorized Participants exit the business or do not place creation or redemption orders for the Fund and no other Authorized Participant places orders, Fund shares are more likely to trade at a premium or discount to NAV and possibly face trading halts or delisting.

Commodity Risk. The Fund invests in South African issuers that are susceptible to fluctuations in certain commodity markets and to price changes due to trade relations. Any negative changes in commodity markets that may be due to changes in supply and demand for commodities, market events, war, regulatory developments, other catastrophic events, or other factors that the Fund cannot control could have an adverse impact on the South African economy.

Concentration Risk. The Fund may be susceptible to an increased risk of loss, including losses due to adverse events that affect the Fund's investments more than the market as a whole, to the extent that the Fund's investments are concentrated in the securities or other assets of one or more issuers, countries or other geographic units, markets, industries, project types, or asset classes.

Consumer Goods and Services Companies Risk. Consumer goods and services companies ("consumer companies") face risks related to changes in consumer preferences and disposable income, commodity prices, government regulation, supply chain disruptions, damage to brand or reputation, economic slowdown and labor shortages, among other things.

Currency Risk. Because the Fund's NAV is determined in U.S. dollars, the NAV could decline if the currency of the non-U.S. market in which the Fund invests depreciates against the U.S. dollar or if there are delays or limits on the repatriation of foreign currency. Currency exchange rates can be very volatile and can change quickly and unpredictably. As a result, the Fund's NAV may change quickly and without warning. In addition, the Fund may incur costs in connection with conversions between U.S. dollars and foreign currencies.

Custody Risk. Less developed securities markets are more likely to experience problems with the clearing and settlement of trades, as well as the custody of securities and other assets by local banks, agents and depositories. These issues may have an

adverse impact on the Fund, including losses or delays in payments, delivery or recovery of money or other assets.

Cybersecurity Risk. Failures or breaches of the electronic systems of the Fund, its adviser, distributor, Index Provider, other service providers, counterparties, or issuers of assets in which the Fund invests may cause disruptions that negatively impact the Fund and its shareholders. While the Fund has established business continuity plans and risk management systems seeking to address system breaches or failures, there are inherent limitations in such plans and systems. The Fund cannot control the cybersecurity plans and systems of its service providers, counterparties, and other third parties whose activities affect the Fund. In addition, cyber incidents may adversely impact the issuers of securities in which the Fund invests, which may cause such investments to lose value.

Financial Companies Risk. Financial services companies are subject to extensive governmental regulation and intervention, which may adversely affect their profitability, the scope of their activities, the prices they can charge, the amount of capital and liquid assets they must maintain and their size, among other things. Financial services companies also may be significantly affected by, among other things, interest rates, economic conditions, volatility in financial markets, credit rating downgrades, adverse public perception, exposure concentration and counterparty risk.

Issuer Risk. The performance of the Fund depends on the performance of individual securities or other assets to which the Fund has exposure. The value of securities or other assets may decline, or perform differently from the market as a whole, due to changes in the financial condition or credit rating of the issuer or counterparty.

Large-Capitalization Companies Risk. Large-capitalization companies may be less able than smaller-capitalization companies to adapt to changing market conditions and competitive challenges. Large-capitalization companies may be more mature and subject to more limited growth potential compared with smaller-capitalization companies. The performance of large-capitalization companies could trail the overall performance of the broader securities markets.

Management Risk. The Fund generally does not attempt to take defensive positions under any market conditions, including declining markets. As the Fund will not fully replicate the Underlying Index and may hold securities or other assets not included in the Underlying Index, it is subject to the risk that the investment strategy of BFA may not produce the intended results. There is no guarantee that the Fund's investment results will have a high degree of correlation to those of the Underlying Index or that the Fund will achieve its investment objective.

Market Trading Risk. The Fund faces numerous market trading risks, including the potential lack of an active market for Fund shares (including through a trading halt), losses from trading in secondary markets, periods of high volatility, and disruptions in the process of creating and redeeming Fund shares. Any of these factors, among others, may lead to the Fund's shares trading in the secondary market at a premium or discount to NAV or to the intraday value of the Fund's portfolio holdings. If you buy Fund shares at a time when the market price is at a premium to NAV or

sell Fund shares at a time when the market price is at a discount to NAV, you may pay significantly more or receive significantly less than the underlying value of the Fund shares.

Materials Companies Risk. Materials companies may be adversely affected by volatility in commodity prices, changes in exchange rates, social and political unrest, war, depletion of resources, lower demand, overproduction, litigation and government regulations, among other factors.

Mid-Capitalization Companies Risk. Compared to large-capitalization companies, mid-capitalization companies may be less stable and more susceptible to adverse developments. The securities of mid-capitalization companies may be more volatile and less liquid than those of large-capitalization companies. As a result, the Fund's share price may be more volatile than that of a fund with a greater investment in large-capitalization stocks.

National Closed Market Trading Risk. To the extent that securities or other assets held by the Fund trade on foreign exchanges or in foreign markets that may be closed when the securities exchange on which the Fund's shares trade is open, there are likely to be deviations between such asset's current price and its last quoted price (*i.e.*, the quote from the closed foreign market to the Fund). The impact of a closed foreign market on the Fund is likely to be greater where a large portion of the Fund's holdings trade on a closed foreign market or when a foreign market is closed for unscheduled reasons. These deviations could result in premiums or discounts to the Fund's NAV that may be greater than those experienced by other funds.

Non-Diversification Risk. The Fund is classified as "non-diversified." This means that, compared with funds that are classified as "diversified," the Fund may invest a greater percentage of its assets in securities or other instruments representing a small number of issuers or counterparties and thus may be more susceptible to the risks associated with these particular issuers or counterparties. As a result, the Fund's performance may depend to a greater extent on the performance of a small number of issuers or counterparties, which may lead to more volatility in the Fund's NAV.

Operational Risk. The Fund is exposed to operational risks arising from a number of factors, including, but not limited to, human error, processing and communication errors, errors of the Fund's service providers, counterparties or other third parties, failed or inadequate processes and technology or systems failures. The Fund and BFA seek to reduce these operational risks through controls and procedures. However, these measures do not address every possible risk and may be inadequate to address significant operational risks.

Reliance on Trading Partners Risk. The Fund invests in a country whose economy is heavily dependent upon trading with key partners. Any reduction in this trading may have an adverse impact on the Fund's investments. Through its holdings of securities of certain issuers, the Fund is specifically exposed to **Asian Economic Risk, European Economic Risk and U.S. Economic Risk.**

Risk of Investing in Emerging Markets. Investments in emerging market issuers may be subject to a greater risk of loss than investments in issuers located or operating in more developed markets. Emerging markets may be more likely to experience

inflation, social instability, political turmoil or rapid changes in economic conditions than more developed markets. Companies in many emerging markets are not subject to the same degree of regulatory requirements, accounting standards or auditor oversight as companies in more developed countries, and as a result, information about the securities in which the Fund invests may be less reliable or complete. Emerging markets often have less reliable securities valuations and greater risk associated with custody of securities than developed markets. There may be significant obstacles to obtaining information necessary for investigations into or litigation against companies and shareholders may have limited legal remedies. The Fund does not select investments based on investor protection considerations.

Securities Lending Risk. The Fund may engage in securities lending. Securities lending involves the risk that the Fund may lose money because the borrower of the loaned securities fails to return the securities in a timely manner or at all. The Fund could also lose money in the event of a decline in the value of collateral provided for loaned securities or a decline in the value of any investments made with cash collateral. These events could also trigger adverse tax consequences for the Fund.

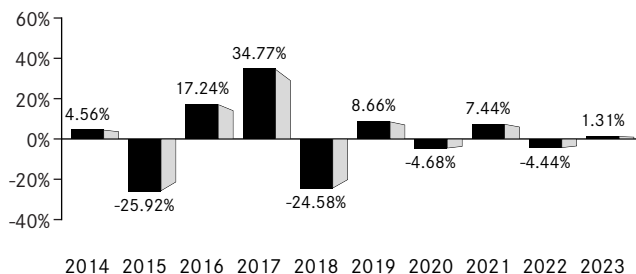
Tracking Error Risk. The Fund may be subject to "tracking error," which is the divergence of the Fund's performance from that of the Underlying Index. Tracking error may occur due to a number of factors, including differences between the securities and other assets held in the Fund's portfolio and those included in the Underlying Index; differences in the timing and methodologies used to value securities and other assets; transaction costs and other expenses incurred by the Fund that the Underlying Index does not incur; the Fund's holding of uninvested cash; differences in the timing of the accrual or the valuation of dividends or interest received by the Fund or distributions paid to Fund shareholders; tax gains or losses; the requirements for the Fund to maintain pass-through tax treatment; portfolio transactions carried out to minimize the distribution of capital gains to shareholders; the acceptance of custom baskets; changes to the Underlying Index; and impacts to the Fund of complying with certain regulatory requirements or limits. Tracking error risk may be heightened during times of increased market volatility or other unusual market conditions. A Fund that tracks an index with exposure to non-U.S. issuers may experience higher tracking error than ETFs that do not track such indexes.

Valuation Risk. The price that the Fund could receive upon the sale (or other disposition) of a security or other asset may differ from the Fund's valuation of the security or other asset, particularly for securities or other assets that trade in low volume or volatile markets or that are valued using a fair value methodology. The price received by the Fund also may differ from the value used by the Underlying Index. In addition, the value of the securities or other assets in the Fund's portfolio may change on days or during time periods when investors are not able to purchase or sell Fund shares. Authorized Participants that create or redeem Fund shares on days when the Fund is holding fair-valued securities or other assets may receive fewer or more shares, or lower or higher redemption proceeds, than they would have received had the securities or other assets not been fair valued or been valued using a different methodology. The ability to value investments may be impacted by technological issues or errors by pricing services or other third-party service providers.

Performance Information

The performance information below illustrates how the Fund's performance has varied over different periods and provides some indication of the risks of investing in the Fund. The bar chart shows how the performance of the Fund has varied from one calendar year to another over the periods shown. The table compares the Fund's performance to that of an appropriate broad-based securities market index and the Underlying Index. Fund returns assume the reinvestment of any dividends and distributions. The Fund's returns reflect the impact of any agreements to waive or reimburse expenses, which would reduce performance if not in effect. Past performance (before and after taxes) does not necessarily indicate how the Fund will perform in the future. Updated performance information, including the Fund's current NAV, may be obtained by visiting www.iShares.com or by calling 1-800-iShares (1-800-474-2737) (toll free).

Calendar Year-by-Year Returns



	<u>Return (%)</u>	<u>Period Ended</u>
Calendar Year-to-Date Return	20.83%	September 30, 2024
During the periods shown in the chart:		
Best Quarter	25.90%	June 30, 2020
Worst Quarter	-41.70%	March 31, 2020

Average Annual Total Returns (for the periods ended December 31, 2023)

	<u>One Year</u>	<u>Five Years</u>	<u>Ten Years</u>
(Inception Date: 2/3/2003)			
Return Before Taxes	1.31%	1.50%	-0.06%
Return After Taxes on Distributions	1.14%	0.26%	-0.83%
Return After Taxes on Distributions and Sale of Fund Shares	1.74%	1.12%	0.10%
MSCI Emerging Markets Index¹ (Returns do not reflect deductions for fees, expenses or taxes)	9.83%	3.68%	2.66%
MSCI South Africa 25/50 Index² (Returns do not reflect deductions for fees, expenses or taxes)	1.51%	1.84%	0.41%

¹ The Fund has added this broad-based index in response to new regulatory requirements.

² Index returns through August 31, 2017 reflect the performance of the MSCI South Africa Index. Index returns beginning on September 1, 2017 reflect the performance of the MSCI South Africa 25/50 Index, which, effective as of September 1, 2017, replaced the MSCI South Africa Index as the Underlying Index of the Fund.

After-tax returns in the table above are calculated using the historical highest individual U.S. federal marginal income tax rates and do not reflect the impact of state or local taxes. Actual after-tax returns depend on an investor's tax situation and may differ from those shown, and after-tax returns shown are not relevant to tax-exempt investors or investors who hold shares through tax-deferred arrangements, such as 401(k) plans or individual retirement accounts ("IRAs"). Fund returns after taxes on distributions and sales of Fund shares are calculated assuming that an investor has sufficient capital gains of the same character from other investments to offset any capital losses from the sales of Fund shares. As a result, Fund returns after taxes on distributions and sales of Fund shares may exceed Fund returns before taxes and/or returns after taxes on distributions.

Management

Investment Adviser. BlackRock Fund Advisors.

Portfolio Managers. Jennifer Hsui, Greg Savage and Paul Whitehead (the “Portfolio Managers”) are primarily responsible for the day-to-day management of the Fund. Each Portfolio Manager supervises a portfolio management team. Ms. Hsui, Mr. Savage and Mr. Whitehead have been Portfolio Managers of the Fund since 2012, 2008 and 2022, respectively.

Purchase and Sale of Fund Shares

The Fund is an ETF. Individual shares of the Fund may only be bought and sold in the secondary market through a broker-dealer. Because ETF shares trade at market prices rather than at NAV, shares may trade at a price greater than NAV (a premium) or less than NAV (a discount). An investor may incur costs attributable to the difference between the highest price a buyer is willing to pay to purchase shares of the Fund (bid) and the lowest price a seller is willing to accept for shares of the Fund (ask) when buying or selling shares in the secondary market (the “bid-ask spread”).

Tax Information

The Fund intends to make distributions that may be taxable to you as ordinary income or capital gains, unless you are investing through a tax-deferred arrangement such as a 401(k) plan or an IRA, in which case, your distributions generally will be taxed when withdrawn.

Payments to Broker-Dealers and Other Financial Intermediaries

If you purchase shares of the Fund through a broker-dealer or other financial intermediary (such as a bank), BFA or other related companies may pay the intermediary for marketing activities and presentations, educational training programs, conferences, the development of technology platforms and reporting systems or other services related to the sale or promotion of the Fund. These payments may create a conflict of interest by influencing the broker-dealer or other intermediary and your salesperson to recommend the Fund over another investment. Ask your salesperson or visit your financial intermediary’s website for more information.

iSHARES[®] MSCI TURKEY ETF

Ticker: TUR

Stock Exchange: Nasdaq

Investment Objective

The iShares MSCI Turkey ETF (the “Fund”) seeks to track the investment results of a broad-based index composed of Turkish equities.

Fees and Expenses

The following table describes the fees and expenses that you will incur if you buy, hold and sell shares of the Fund. The investment advisory agreement between iShares, Inc. (the “Company”) and BlackRock Fund Advisors (“BFA”) (the “Investment Advisory Agreement”) provides that BFA will pay all operating expenses of the Fund, except: (i) the management fees, (ii) interest expenses, (iii) taxes, (iv) expenses incurred with respect to the acquisition and disposition of portfolio securities and the execution of portfolio transactions, including brokerage commissions, (v) distribution fees or expenses, and (vi) litigation expenses and any extraordinary expenses.

You may pay other fees, such as brokerage commissions and other fees to financial intermediaries, which are not reflected in the tables and examples below.

Annual Fund Operating Expenses (ongoing expenses that you pay each year as a percentage of the value of your investments) ¹			
<u>Management Fees</u>	<u>Distribution and Service (12b-1) Fees</u>	<u>Other Expenses²</u>	<u>Total Annual Fund Operating Expenses</u>
0.59%	None	0.00%	0.59%

¹ Operating expenses paid by BFA under the Investment Advisory Agreement exclude acquired fund fees and expenses, if any.

² The amount rounded to 0.00%.

Example. This Example is intended to help you compare the cost of owning shares of the Fund with the cost of investing in other funds. The Example assumes that you invest \$10,000 in the Fund for the time periods indicated and then sell all of your shares at the end of those periods. The Example also assumes that your investment has a 5% return each year and that the Fund’s operating expenses remain the same. Although your actual costs may be higher or lower, based on these assumptions, your costs would be:

<u>1 Year</u>	<u>3 Years</u>	<u>5 Years</u>	<u>10 Years</u>
\$60	\$189	\$329	\$738

Portfolio Turnover. The Fund may pay transaction costs, such as commissions, when it buys and sells securities (or “turns over” its portfolio). A higher portfolio turnover rate may indicate higher transaction costs and may result in higher taxes when Fund shares are held in a taxable account. These costs, which are not reflected in the Annual Fund Operating Expenses or in the Example, affect the Fund’s performance. During the most recent fiscal year, the Fund’s portfolio turnover rate was 14% of the average value of its portfolio.

Principal Investment Strategies

The Fund seeks to track the investment results of the MSCI Turkey IMI 25/50 Index (the “Underlying Index”), which is a free float-adjusted market capitalization-weighted index that is designed to measure the performance of the large-, mid- and small-capitalization segments of the equity market in Turkey. MSCI, Inc. (the “Index Provider” or “MSCI”) classifies Turkey as an emerging market. The Underlying Index is rebalanced quarterly using an optimization process that aims to minimize the constituent weight differences between the Underlying Index and the MSCI Turkey Index (the “Parent Index”). The Underlying Index uses a capping methodology that limits the weight of any single

“group entity” (constituents that MSCI determines have a control relationship) to a maximum of 25% of the Underlying Index weight, and the sum of all group entities with a weight above 5% to an aggregate of 50% of the Underlying Index weight. A group entity is a group of companies that operate as an affiliated corporate group but may separately issue listed securities. To determine “group entities,” MSCI analyzes financial accounts of listed companies holding stakes of 20% or more in other listed companies to determine whether these stakes are controlling in nature. In certain cases, even in the absence of consolidated accounts, MSCI may also consider two companies as belonging to the same group entity where there is reasonable evidence of control based on other information. All group entities are reviewed on an annual basis. As of August 31, 2024, a significant portion of the Underlying Index is represented by securities of companies in the consumer staples, financials and industrials industries or sectors. The components of the Underlying Index are likely to change over time.

BFA uses an indexing approach to try to achieve the Fund’s investment objective. The Fund does not try to “beat” the index it tracks and does not seek temporary defensive positions when markets decline or appear overvalued.

Indexing may eliminate the chance that the Fund will substantially outperform the Underlying Index but also may reduce some of the risks of active management, such as poor security selection. Indexing seeks to achieve lower costs and better after-tax performance by aiming to keep portfolio turnover low in comparison to actively managed investment companies.

BFA uses a representative sampling indexing strategy to manage the Fund. "Representative sampling" is an indexing strategy that involves investing in a representative sample of securities that collectively has an investment profile similar to that of an applicable underlying index. The securities selected are expected to have, in the aggregate, investment characteristics (based on factors such as market capitalization and industry weightings), fundamental characteristics (such as return variability and yield) and liquidity measures similar to those of an applicable underlying index. The Fund may or may not hold all of the securities in the Underlying Index.

The Fund generally will invest at least 80% of its assets in the component securities of its Underlying Index and in investments that have economic characteristics that are substantially identical to the component securities of its Underlying Index (*i.e.*, depository receipts representing securities of the Underlying Index) and may invest up to 20% of its assets in certain futures, options and swap contracts, cash and cash equivalents, including shares of money market funds advised by BFA or its affiliates, as well as in securities not included in the Underlying Index, but which BFA believes will help the Fund track the Underlying Index. Cash and cash equivalent investments associated with a derivative position will be treated as part of that position for the purposes of calculating the percentage of investments included in the Underlying Index. The Fund seeks to track the investment results of the Underlying Index before fees and expenses of the Fund.

The Fund may lend securities representing up to one-third of the value of the Fund's total assets (including the value of any collateral received).

The Underlying Index is sponsored by MSCI, which is independent of the Fund and BFA. The Index Provider determines the composition and relative weightings of the securities in the Underlying Index and publishes information regarding the market value of the Underlying Index.

Industry Concentration Policy. The Fund will concentrate its investments (*i.e.*, hold 25% or more of its total assets) in a particular industry or group of industries to approximately the same extent that the Underlying Index is concentrated. For purposes of this limitation, securities of the U.S. government (including its agencies and instrumentalities) and repurchase agreements collateralized by U.S. government securities are not considered to be issued by members of any industry.

Summary of Principal Risks

As with any investment, you could lose all or part of your investment in the Fund, and the Fund's performance could trail that of other investments. The Fund is subject to certain risks, including the principal risks noted below, any of which may adversely affect the Fund's net asset value per share ("NAV"), trading price, yield, total return and ability to meet its investment

objective. Certain key risks are prioritized below (with others following in alphabetical order), but the relative significance of any risk is difficult to predict and may change over time. You should review each risk factor carefully.

Risk of Investing in Turkey. Investments in Turkish issuers subject the Fund to legal, regulatory, political, currency, security and economic risks specific to Turkey. Among other things, the Turkish economy is heavily dependent on relationships with certain key trading partners, including European Union ("EU") countries, China and Russia. The Turkish economy has certain significant economic weaknesses, such as its relatively high current account deficit and currency depreciation. Turkey has historically experienced acts of terrorism and strained relations related to border disputes with certain neighboring countries. The continuation of the conflict on the Turkish-Syrian border, for example, could have an adverse impact on the Turkish economy. Turkey is subject to considerable degrees of social and political instability. Unanticipated or sudden political, economic or social developments have caused and may cause further volatility in the Turkish securities markets or currency market and as a result may adversely affect the Fund's investments.

Non-U.S. Securities Risk. Securities issued by non-U.S. issuers (including depository receipts) are subject to different legal, regulatory, political, economic, and market risks than securities issued by U.S. issuers. These risks include greater market volatility, less market liquidity, higher transaction costs, expropriation, confiscatory taxation, adverse changes in foreign investment or currency control regulations, restrictions on the repatriation of capital, and political instability. Non-U.S. issuers may be subject to different accounting, audit and financial reporting standards than U.S. issuers, and there may be less publicly available information about non-U.S. issuers. Foreign market trading hours, different clearing and settlement procedures, and holiday schedules may limit the Fund's ability to engage in portfolio transactions. To the extent that investments are made in a limited number of countries, events in those countries will have a more significant impact on the Fund. The Fund is specifically exposed to **Middle Eastern Economic Risk**.

Equity Securities Risk. Equity securities are subject to changes in value, and their values may be more volatile than those of other asset classes. The value of a security may decline for a number of reasons that may directly relate to the issuer as well as due to general industry or market conditions. Common stock is subordinated to preferred securities and debt in a company's capital structure. Common stock has the lowest priority, and the greatest risk, with respect to dividends and any liquidation payments in the event of an issuer's bankruptcy.

Market Risk. The Fund could lose money over short periods due to short-term market movements and over longer periods during more prolonged market downturns. Local, regional or global events such as war, acts of terrorism, pandemics or other public health issues, recessions, the prospect or occurrence of a sovereign default or other financial crisis, or other events could have a significant impact on the Fund and its investments and could result in increased premiums or discounts to the Fund's NAV.

Index-Related Risk. The Index Provider may rely on various sources of information to assess the criteria of components of the

Underlying Index, including information that may be based on assumptions and estimates. Neither the Fund nor BFA can offer assurances that the Index Provider's methodology or sources of information will provide an accurate assessment of included components or will result in the Fund meeting its investment objective. Errors in index data, index computations or the construction of the Underlying Index in accordance with its methodology may occur, and the Index Provider may not identify or correct them promptly or at all, which may have an adverse impact on the Fund and its shareholders. Unusual market conditions or other unforeseen circumstances (such as natural disasters, political unrest or war) may impact the Index Provider or a third-party data provider and could cause the Index Provider to postpone a scheduled rebalance. This could cause the Underlying Index to vary from its normal or expected composition.

Asset Class Risk. The securities and other assets in the Underlying Index or in the Fund's portfolio may underperform in comparison to financial markets generally, a particular financial market, another index, or other asset classes.

Authorized Participant Concentration Risk. An "Authorized Participant" is a member or participant of a clearing agency registered with the SEC, which has a written agreement with the Fund or one of its service providers that allows the Authorized Participant to place orders for the purchase and redemption of creation units ("Creation Units"). Only an Authorized Participant may engage in creation or redemption transactions directly with the Fund. There are a limited number of institutions that may act as Authorized Participants for the Fund, including on an agency basis on behalf of other market participants. No Authorized Participant is obligated to engage in creation or redemption transactions. To the extent that Authorized Participants exit the business or do not place creation or redemption orders for the Fund and no other Authorized Participant places orders, Fund shares are more likely to trade at a premium or discount to NAV and possibly face trading halts or delisting.

Concentration Risk. The Fund may be susceptible to an increased risk of loss, including losses due to adverse events that affect the Fund's investments more than the market as a whole, to the extent that the Fund's investments are concentrated in the securities or other assets of one or more issuers, countries or other geographic units, markets, industries, project types, or asset classes.

Consumer Goods and Services Companies Risk. Consumer goods and services companies ("consumer companies") face risks related to changes in consumer preferences and disposable income, commodity prices, government regulation, supply chain disruptions, damage to brand or reputation, economic slowdown and labor shortages, among other things.

Currency Risk. Because the Fund's NAV is determined in U.S. dollars, the NAV could decline if the currency of the non-U.S. market in which the Fund invests depreciates against the U.S. dollar or if there are delays or limits on the repatriation of foreign currency. Currency exchange rates can be very volatile and can change quickly and unpredictably. As a result, the Fund's NAV may change quickly and without warning. In addition, the Fund may incur costs in connection with conversions between U.S. dollars and foreign currencies.

Custody Risk. Less developed securities markets are more likely to experience problems with the clearing and settlement of trades, as well as the custody of securities and other assets by local banks, agents and depositories. These issues may have an adverse impact on the Fund, including losses or delays in payments, delivery or recovery of money or other assets.

Cybersecurity Risk. Failures or breaches of the electronic systems of the Fund, its adviser, distributor, Index Provider, other service providers, counterparties, or issuers of assets in which the Fund invests may cause disruptions that negatively impact the Fund and its shareholders. While the Fund has established business continuity plans and risk management systems seeking to address system breaches or failures, there are inherent limitations in such plans and systems. The Fund cannot control the cybersecurity plans and systems of its service providers, counterparties, and other third parties whose activities affect the Fund. In addition, cyber incidents may adversely impact the issuers of securities in which the Fund invests, which may cause such investments to lose value.

Financial Companies Risk. Financial services companies are subject to extensive governmental regulation and intervention, which may adversely affect their profitability, the scope of their activities, the prices they can charge, the amount of capital and liquid assets they must maintain and their size, among other things. Financial services companies also may be significantly affected by, among other things, interest rates, economic conditions, volatility in financial markets, credit rating downgrades, adverse public perception, exposure concentration and counterparty risk.

Industrial Companies Risk. Industrial companies face a number of risks, including supply chain and distribution disruptions, business interruptions, product obsolescence, third-party vendor risks, cyber attacks, trade disputes, product recalls, liability claims, scarcity of materials or parts, excess capacity, changes in consumer preferences, and volatility in commodity prices and currencies. The performance of such companies may also be affected by technological developments, labor relations, legislative and regulatory changes, government spending policies, and changes in domestic and international economies.

Issuer Risk. The performance of the Fund depends on the performance of individual securities or other assets to which the Fund has exposure. The value of securities or other assets may decline, or perform differently from the market as a whole, due to changes in the financial condition or credit rating of the issuer or counterparty.

Management Risk. The Fund generally does not attempt to take defensive positions under any market conditions, including declining markets. As the Fund will not fully replicate the Underlying Index and may hold securities or other assets not included in the Underlying Index, it is subject to the risk that the investment strategy of BFA may not produce the intended results. There is no guarantee that the Fund's investment results will have a high degree of correlation to those of the Underlying Index or that the Fund will achieve its investment objective.

Market Trading Risk. The Fund faces numerous market trading risks, including the potential lack of an active market for Fund shares (including through a trading halt), losses from trading in

secondary markets, periods of high volatility, and disruptions in the process of creating and redeeming Fund shares. Any of these factors, among others, may lead to the Fund's shares trading in the secondary market at a premium or discount to NAV or to the intraday value of the Fund's portfolio holdings. If you buy Fund shares at a time when the market price is at a premium to NAV or sell Fund shares at a time when the market price is at a discount to NAV, you may pay significantly more or receive significantly less than the underlying value of the Fund shares.

Mid-Capitalization Companies Risk. Compared to large-capitalization companies, mid-capitalization companies may be less stable and more susceptible to adverse developments. The securities of mid-capitalization companies may be more volatile and less liquid than those of large-capitalization companies. As a result, the Fund's share price may be more volatile than that of a fund with a greater investment in large-capitalization stocks.

National Closed Market Trading Risk. To the extent that securities or other assets held by the Fund trade on foreign exchanges or in foreign markets that may be closed when the securities exchange on which the Fund's shares trade is open, there are likely to be deviations between such asset's current price and its last quoted price (*i.e.*, the quote from the closed foreign market to the Fund). The impact of a closed foreign market on the Fund is likely to be greater where a large portion of the Fund's holdings trade on a closed foreign market or when a foreign market is closed for unscheduled reasons. These deviations could result in premiums or discounts to the Fund's NAV that may be greater than those experienced by other funds.

Non-Diversification Risk. The Fund is classified as "non-diversified." This means that, compared with funds that are classified as "diversified," the Fund may invest a greater percentage of its assets in securities or other instruments representing a small number of issuers or counterparties and thus may be more susceptible to the risks associated with these particular issuers or counterparties. As a result, the Fund's performance may depend to a greater extent on the performance of a small number of issuers or counterparties, which may lead to more volatility in the Fund's NAV.

Operational Risk. The Fund is exposed to operational risks arising from a number of factors, including, but not limited to, human error, processing and communication errors, errors of the Fund's service providers, counterparties or other third parties, failed or inadequate processes and technology or systems failures. The Fund and BFA seek to reduce these operational risks through controls and procedures. However, these measures do not address every possible risk and may be inadequate to address significant operational risks.

Reliance on Trading Partners Risk. The Fund invests in a country whose economy is heavily dependent upon trading with key partners. Any reduction in this trading may have an adverse impact on the Fund's investments. Through its holdings of securities of certain issuers, the Fund is specifically exposed to **Asian Economic Risk, European Economic Risk and Middle Eastern Economic Risk.**

Risk of Investing in Emerging Markets. Investments in emerging market issuers may be subject to a greater risk of loss than investments in issuers located or operating in more developed markets. Emerging markets may be more likely to experience inflation, social instability, political turmoil or rapid changes in economic conditions than more developed markets. Companies in many emerging markets are not subject to the same degree of regulatory requirements, accounting standards or auditor oversight as companies in more developed countries, and as a result, information about the securities in which the Fund invests may be less reliable or complete. Emerging markets often have less reliable securities valuations and greater risk associated with custody of securities than developed markets. There may be significant obstacles to obtaining information necessary for investigations into or litigation against companies and shareholders may have limited legal remedies. The Fund does not select investments based on investor protection considerations.

Securities Lending Risk. The Fund may engage in securities lending. Securities lending involves the risk that the Fund may lose money because the borrower of the loaned securities fails to return the securities in a timely manner or at all. The Fund could also lose money in the event of a decline in the value of collateral provided for loaned securities or a decline in the value of any investments made with cash collateral. These events could also trigger adverse tax consequences for the Fund.

Small-Capitalization Companies Risk. Compared to mid- and large-capitalization companies, small-capitalization companies may be less stable and more susceptible to adverse developments. The securities of small-capitalization companies may be more volatile and less liquid than those of mid- and large-capitalization companies. As a result, the Fund's share price may be more volatile than that of a fund with a greater investment in large- or mid-capitalization stocks.

Tracking Error Risk. The Fund may be subject to "tracking error," which is the divergence of the Fund's performance from that of the Underlying Index. Tracking error may occur due to a number of factors, including differences between the securities and other assets held in the Fund's portfolio and those included in the Underlying Index; differences in the timing and methodologies used to value securities and other assets; transaction costs and other expenses incurred by the Fund that the Underlying Index does not incur; the Fund's holding of uninvested cash; differences in the timing of the accrual or the valuation of dividends or interest received by the Fund or distributions paid to Fund shareholders; tax gains or losses; the requirements for the Fund to maintain pass-through tax treatment; portfolio transactions carried out to minimize the distribution of capital gains to shareholders; the acceptance of custom baskets; changes to the Underlying Index; and impacts to the Fund of complying with certain regulatory requirements or limits. Tracking error risk may be heightened during times of increased market volatility or other unusual market conditions. A Fund that tracks an index with exposure to non-U.S. issuers may experience higher tracking error than ETFs that do not track such indexes.

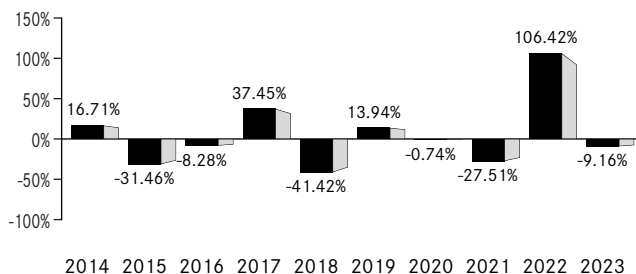
Valuation Risk. The price that the Fund could receive upon the sale (or other disposition) of a security or other asset may differ from the Fund's valuation of the security or other asset, particularly for securities or other assets that trade in low volume or volatile markets or that are valued using a fair value methodology. The price received by the Fund also may differ from the value used by the Underlying Index. In addition, the value of the securities or other assets in the Fund's portfolio may change on days or during time periods when investors are not able to

purchase or sell Fund shares. Authorized Participants that create or redeem Fund shares on days when the Fund is holding fair-valued securities or other assets may receive fewer or more shares, or lower or higher redemption proceeds, than they would have received had the securities or other assets not been fair valued or been valued using a different methodology. The ability to value investments may be impacted by technological issues or errors by pricing services or other third-party service providers.

Performance Information

The performance information below illustrates how the Fund's performance has varied over different periods and provides some indication of the risks of investing in the Fund. The bar chart shows how the performance of the Fund has varied from one calendar year to another over the periods shown. The table compares the Fund's performance to that of an appropriate broad-based securities market index and the Underlying Index. Fund returns assume the reinvestment of any dividends and distributions. The Fund's returns reflect the impact of any agreements to waive or reimburse expenses, which would reduce performance if not in effect. Past performance (before and after taxes) does not necessarily indicate how the Fund will perform in the future. Updated performance information, including the Fund's current NAV, may be obtained by visiting www.iShares.com or by calling 1-800-iShares (1-800-474-2737) (toll free).

Calendar Year-by-Year Returns



	<u>Return (%)</u>	<u>Period Ended</u>
Calendar Year-to-Date Return	14.30%	September 30, 2024
During the periods shown in the chart:		
Best Quarter	68.38%	December 31, 2022
Worst Quarter	-29.37%	March 31, 2020

Average Annual Total Returns (for the periods ended December 31, 2023)

	<u>One Year</u>	<u>Five Years</u>	<u>Ten Years</u>
(Inception Date: 3/26/2008)			
Return Before Taxes	-9.16%	8.98%	-0.96%
Return After Taxes on Distributions	-9.96%	8.45%	-1.34%
Return After Taxes on Distributions and Sale of Fund Shares	-4.63%	7.20%	-0.53%
MSCI Emerging Markets Index¹ (Returns do not reflect deductions for fees, expenses or taxes)	9.83%	3.68%	2.66%
MSCI Turkey IMI 25/50 Index² (Returns do not reflect deductions for fees, expenses or taxes)	-8.80%	9.23%	-0.74%

¹ The Fund has added this broad-based index in response to new regulatory requirements.

² Index returns through May 28, 2019 reflect the performance of the MSCI Turkey Investable Market Index. Index returns beginning on May 29, 2019 reflect the performance of the MSCI Turkey IMI 25/50 Index, which, effective as of May 29, 2019, replaced the MSCI Turkey Investable Market Index as the Underlying Index of the Fund.

After-tax returns in the table above are calculated using the historical highest individual U.S. federal marginal income tax rates and do not reflect the impact of state or local taxes. Actual after-tax returns depend on an investor's tax situation and may differ from those shown, and after-tax returns shown are not relevant to tax-exempt investors or investors who hold shares through tax-deferred arrangements, such as 401(k) plans or individual retirement accounts ("IRAs"). Fund returns after taxes on distributions and sales of Fund shares are calculated assuming that an investor has sufficient capital gains of the same character from other investments to offset any capital losses from the sales of Fund shares. As a result, Fund returns after taxes on distributions and sales of Fund shares may exceed Fund returns before taxes and/or returns after taxes on distributions.

Management

Investment Adviser. BlackRock Fund Advisors.

Portfolio Managers. Jennifer Hsui, Greg Savage and Paul Whitehead (the “Portfolio Managers”) are primarily responsible for the day-to-day management of the Fund. Each Portfolio Manager supervises a portfolio management team. Ms. Hsui, Mr. Savage and Mr. Whitehead have been Portfolio Managers of the Fund since 2012, 2008 and 2022, respectively.

Purchase and Sale of Fund Shares

The Fund is an ETF. Individual shares of the Fund may only be bought and sold in the secondary market through a broker-dealer. Because ETF shares trade at market prices rather than at NAV, shares may trade at a price greater than NAV (a premium) or less than NAV (a discount). An investor may incur costs attributable to the difference between the highest price a buyer is willing to pay to purchase shares of the Fund (bid) and the lowest price a seller is willing to accept for shares of the Fund (ask) when buying or selling shares in the secondary market (the “bid-ask spread”).

Tax Information

The Fund intends to make distributions that may be taxable to you as ordinary income or capital gains, unless you are investing through a tax-deferred arrangement such as a 401(k) plan or an IRA, in which case, your distributions generally will be taxed when withdrawn.

Payments to Broker-Dealers and Other Financial Intermediaries

If you purchase shares of the Fund through a broker-dealer or other financial intermediary (such as a bank), BFA or other related companies may pay the intermediary for marketing activities and presentations, educational training programs, conferences, the development of technology platforms and reporting systems or other services related to the sale or promotion of the Fund. These payments may create a conflict of interest by influencing the broker-dealer or other intermediary and your salesperson to recommend the Fund over another investment. Ask your salesperson or visit your financial intermediary’s website for more information.

iSHARES[®] MSCI WORLD ETF

Ticker: URTH

Stock Exchange: NYSE Arca

Investment Objective

The iShares MSCI World ETF (the “Fund”) seeks to track the investment results of an index composed of developed market equities.

Fees and Expenses

The following table describes the fees and expenses that you will incur if you buy, hold and sell shares of the Fund. The investment advisory agreement between iShares, Inc. (the “Company”) and BlackRock Fund Advisors (“BFA”) (the “Investment Advisory Agreement”) provides that BFA will pay all operating expenses of the Fund, except: (i) the management fees, (ii) interest expenses, (iii) taxes, (iv) expenses incurred with respect to the acquisition and disposition of portfolio securities and the execution of portfolio transactions, including brokerage commissions, (v) distribution fees or expenses, and (vi) litigation expenses and any extraordinary expenses.

You may pay other fees, such as brokerage commissions and other fees to financial intermediaries, which are not reflected in the tables and examples below.

Annual Fund Operating Expenses (ongoing expenses that you pay each year as a percentage of the value of your investments) ¹			
<u>Management Fees</u>	<u>Distribution and Service (12b-1) Fees</u>	<u>Other Expenses²</u>	<u>Total Annual Fund Operating Expenses</u>
0.24%	None	0.00%	0.24%

¹ Operating expenses paid by BFA under the Investment Advisory Agreement exclude acquired fund fees and expenses, if any.

² The amount rounded to 0.00%.

Example. This Example is intended to help you compare the cost of owning shares of the Fund with the cost of investing in other funds. The Example assumes that you invest \$10,000 in the Fund for the time periods indicated and then sell all of your shares at the end of those periods. The Example also assumes that your investment has a 5% return each year and that the Fund’s operating expenses remain the same. Although your actual costs may be higher or lower, based on these assumptions, your costs would be:

<u>1 Year</u>	<u>3 Years</u>	<u>5 Years</u>	<u>10 Years</u>
\$25	\$77	\$135	\$306

Portfolio Turnover. The Fund may pay transaction costs, such as commissions, when it buys and sells securities (or “turns over” its portfolio). A higher portfolio turnover rate may indicate higher transaction costs and may result in higher taxes when Fund shares are held in a taxable account. These costs, which are not reflected in the Annual Fund Operating Expenses or in the Example, affect the Fund’s performance. During the most recent fiscal year, the Fund’s portfolio turnover rate was 2% of the average value of its portfolio.

Principal Investment Strategies

The Fund seeks to track the investment results of the MSCI World Index (the “Underlying Index”), which is designed to measure the performance of equity securities in the large- and mid-capitalization segments of developed market countries. As of August 31, 2024, the Underlying Index consisted of securities of companies in the following 23 countries or regions: Australia, Austria, Belgium, Canada, Denmark, Finland, France, Germany, Hong Kong, Ireland, Israel, Italy, Japan, the Netherlands, New Zealand, Norway, Portugal, Singapore, Spain, Sweden, Switzerland, the United Kingdom (the “U.K.”) and the U.S. As of August 31, 2024, a significant portion of the Underlying Index is

represented by securities of companies in the financials and technology industries or sectors. The components of the Underlying Index are likely to change over time.

BFA uses an indexing approach to try to achieve the Fund’s investment objective. The Fund does not try to “beat” the index it tracks and does not seek temporary defensive positions when markets decline or appear overvalued.

Indexing may eliminate the chance that the Fund will substantially outperform the Underlying Index but also may reduce some of the risks of active management, such as poor security selection. Indexing seeks to achieve lower costs and better after-tax performance by aiming to keep portfolio turnover low in comparison to actively managed investment companies.

BFA uses a representative sampling indexing strategy to manage the Fund. “Representative sampling” is an indexing strategy that involves investing in a representative sample of securities that collectively has an investment profile similar to that of an applicable underlying index. The securities selected are expected to have, in the aggregate, investment characteristics (based on factors such as market capitalization and industry weightings), fundamental characteristics (such as return variability and yield)

and liquidity measures similar to those of an applicable underlying index. The Fund may or may not hold all of the securities in the Underlying Index.

The Fund generally will invest at least 80% of its assets in the component securities of its Underlying Index and in investments that have economic characteristics that are substantially identical to the component securities of its Underlying Index (*i.e.*, depositary receipts representing securities of the Underlying Index) and may invest up to 20% of its assets in certain futures, options and swap contracts, cash and cash equivalents, including shares of money market funds advised by BFA or its affiliates, as well as in securities not included in the Underlying Index, but which BFA believes will help the Fund track the Underlying Index. Cash and cash equivalent investments associated with a derivative position will be treated as part of that position for the purposes of calculating the percentage of investments included in the Underlying Index. The Fund seeks to track the investment results of the Underlying Index before fees and expenses of the Fund.

The Fund may lend securities representing up to one-third of the value of the Fund's total assets (including the value of any collateral received).

The Underlying Index is sponsored by MSCI Inc. (the "Index Provider" or "MSCI"), which is independent of the Fund and BFA. The Index Provider determines the composition and relative weightings of the securities in the Underlying Index and publishes information regarding the market value of the Underlying Index.

Industry Concentration Policy. The Fund will concentrate its investments (*i.e.*, hold 25% or more of its total assets) in a particular industry or group of industries to approximately the same extent that the Underlying Index is concentrated. For purposes of this limitation, securities of the U.S. government (including its agencies and instrumentalities) and repurchase agreements collateralized by U.S. government securities are not considered to be issued by members of any industry.

Summary of Principal Risks

As with any investment, you could lose all or part of your investment in the Fund, and the Fund's performance could trail that of other investments. The Fund is subject to certain risks, including the principal risks noted below, any of which may adversely affect the Fund's net asset value per share ("NAV"), trading price, yield, total return and ability to meet its investment objective. Certain key risks are prioritized below (with others following in alphabetical order), but the relative significance of any risk is difficult to predict and may change over time. You should review each risk factor carefully.

Risk of Investing in the U.S. Investing in U.S. issuers subjects the Fund to legal, regulatory, political, currency, security, and economic risks that are specific to the U.S. Certain changes in the U.S., such as a weakening of the U.S. economy or a decline in its financial markets, may have an adverse effect on U.S. issuers.

Risk of Investing in Developed Countries. The Fund's investment in developed country issuers will subject the Fund to legal, regulatory, political, currency, security, economic and other risks associated with developed countries. Developed countries

tend to represent a significant portion of the global economy and have generally experienced slower economic growth than some less developed countries. Certain developed countries have experienced security concerns, such as war, terrorism and strained international relations. Incidents involving a country's or region's security may cause uncertainty in its markets and may adversely affect its economy and the Fund's investments. In addition, developed countries may be adversely impacted by changes to the economic conditions of certain key trading partners, regulatory burdens, debt burdens and the price or availability of certain commodities.

Equity Securities Risk. Equity securities are subject to changes in value, and their values may be more volatile than those of other asset classes. The value of a security may decline for a number of reasons that may directly relate to the issuer as well as due to general industry or market conditions. Common stock is subordinated to preferred securities and debt in a company's capital structure. Common stock has the lowest priority, and the greatest risk, with respect to dividends and any liquidation payments in the event of an issuer's bankruptcy.

Market Risk. The Fund could lose money over short periods due to short-term market movements and over longer periods during more prolonged market downturns. Local, regional or global events such as war, acts of terrorism, pandemics or other public health issues, recessions, the prospect or occurrence of a sovereign default or other financial crisis, or other events could have a significant impact on the Fund and its investments and could result in increased premiums or discounts to the Fund's NAV.

Index-Related Risk. The Index Provider may rely on various sources of information to assess the criteria of components of the Underlying Index, including information that may be based on assumptions and estimates. Neither the Fund nor BFA can offer assurances that the Index Provider's methodology or sources of information will provide an accurate assessment of included components or will result in the Fund meeting its investment objective. Errors in index data, index computations or the construction of the Underlying Index in accordance with its methodology may occur, and the Index Provider may not identify or correct them promptly or at all, which may have an adverse impact on the Fund and its shareholders. Unusual market conditions or other unforeseen circumstances (such as natural disasters, political unrest or war) may impact the Index Provider or a third-party data provider and could cause the Index Provider to postpone a scheduled rebalance. This could cause the Underlying Index to vary from its normal or expected composition.

Asset Class Risk. The securities and other assets in the Underlying Index or in the Fund's portfolio may underperform in comparison to financial markets generally, a particular financial market, another index, or other asset classes.

Authorized Participant Concentration Risk. An "Authorized Participant" is a member or participant of a clearing agency registered with the SEC, which has a written agreement with the Fund or one of its service providers that allows the Authorized Participant to place orders for the purchase and redemption of creation units ("Creation Units"). Only an Authorized Participant may engage in creation or redemption transactions directly with the Fund. There are a limited number of institutions that may act

as Authorized Participants for the Fund, including on an agency basis on behalf of other market participants. No Authorized Participant is obligated to engage in creation or redemption transactions. To the extent that Authorized Participants exit the business or do not place creation or redemption orders for the Fund and no other Authorized Participant places orders, Fund shares are more likely to trade at a premium or discount to NAV and possibly face trading halts or delisting.

Concentration Risk. The Fund may be susceptible to an increased risk of loss, including losses due to adverse events that affect the Fund's investments more than the market as a whole, to the extent that the Fund's investments are concentrated in the securities or other assets of one or more issuers, countries or other geographic units, markets, industries, project types, or asset classes.

Currency Risk. Because the Fund's NAV is determined in U.S. dollars, the NAV could decline if the currency of a non-U.S. market in which the Fund invests depreciates against the U.S. dollar or if there are delays or limits on the repatriation of foreign currency. Currency exchange rates can be very volatile and can change quickly and unpredictably. As a result, the Fund's NAV may change quickly and without warning. In addition, the Fund may incur costs in connection with conversions between U.S. dollars and foreign currencies.

Cybersecurity Risk. Failures or breaches of the electronic systems of the Fund, its adviser, distributor, Index Provider, other service providers, counterparties, or issuers of assets in which the Fund invests may cause disruptions that negatively impact the Fund and its shareholders. While the Fund has established business continuity plans and risk management systems seeking to address system breaches or failures, there are inherent limitations in such plans and systems. The Fund cannot control the cybersecurity plans and systems of its service providers, counterparties, and other third parties whose activities affect the Fund. In addition, cyber incidents may adversely impact the issuers of securities in which the Fund invests, which may cause such investments to lose value.

Financial Companies Risk. Financial services companies are subject to extensive governmental regulation and intervention, which may adversely affect their profitability, the scope of their activities, the prices they can charge, the amount of capital and liquid assets they must maintain and their size, among other things. Financial services companies also may be significantly affected by, among other things, interest rates, economic conditions, volatility in financial markets, credit rating downgrades, adverse public perception, exposure concentration and counterparty risk.

Issuer Risk. The performance of the Fund depends on the performance of individual securities or other assets to which the Fund has exposure. The value of securities or other assets may decline, or perform differently from the market as a whole, due to changes in the financial condition or credit rating of the issuer or counterparty.

Large-Capitalization Companies Risk. Large-capitalization companies may be less able than smaller-capitalization companies to adapt to changing market conditions and competitive challenges. Large-capitalization companies may be

more mature and subject to more limited growth potential compared with smaller-capitalization companies. The performance of large-capitalization companies could trail the overall performance of the broader securities markets.

Management Risk. The Fund generally does not attempt to take defensive positions under any market conditions, including declining markets. As the Fund will not fully replicate the Underlying Index and may hold securities or other assets not included in the Underlying Index, it is subject to the risk that the investment strategy of BFA may not produce the intended results. There is no guarantee that the Fund's investment results will have a high degree of correlation to those of the Underlying Index or that the Fund will achieve its investment objective.

Market Trading Risk. The Fund faces numerous market trading risks, including the potential lack of an active market for Fund shares (including through a trading halt), losses from trading in secondary markets, periods of high volatility, and disruptions in the process of creating and redeeming Fund shares. Any of these factors, among others, may lead to the Fund's shares trading in the secondary market at a premium or discount to NAV or to the intraday value of the Fund's portfolio holdings. If you buy Fund shares at a time when the market price is at a premium to NAV or sell Fund shares at a time when the market price is at a discount to NAV, you may pay significantly more or receive significantly less than the underlying value of the Fund shares.

National Closed Market Trading Risk. To the extent that securities or other assets held by the Fund trade on foreign exchanges or in foreign markets that may be closed when the securities exchange on which the Fund's shares trade is open, there are likely to be deviations between such asset's current price and its last quoted price (*i.e.*, the quote from the closed foreign market to the Fund). The impact of a closed foreign market on the Fund is likely to be greater where a large portion of the Fund's holdings trade on a closed foreign market or when a foreign market is closed for unscheduled reasons. These deviations could result in premiums or discounts to the Fund's NAV that may be greater than those experienced by other funds.

Non-U.S. Securities Risk. Securities issued by non-U.S. issuers (including depositary receipts) are subject to different legal, regulatory, political, economic, and market risks than securities issued by U.S. issuers. These risks include greater market volatility, less market liquidity, higher transaction costs, expropriation, confiscatory taxation, adverse changes in foreign investment or currency control regulations, restrictions on the repatriation of capital, and political instability. Non-U.S. issuers may be subject to different accounting, audit and financial reporting standards than U.S. issuers, and there may be less publicly available information about non-U.S. issuers. Foreign market trading hours, different clearing and settlement procedures, and holiday schedules may limit the Fund's ability to engage in portfolio transactions. To the extent that investments are made in a limited number of countries, events in those countries will have a more significant impact on the Fund.

Operational Risk. The Fund is exposed to operational risks arising from a number of factors, including, but not limited to, human error, processing and communication errors, errors of the Fund's service providers, counterparties or other third parties, failed or inadequate processes and technology or systems failures. The

Fund and BFA seek to reduce these operational risks through controls and procedures. However, these measures do not address every possible risk and may be inadequate to address significant operational risks.

Reliance on Trading Partners Risk. The Fund invests in countries or regions whose economies are heavily dependent upon trading with key partners. Any reduction in this trading may have an adverse impact on the Fund's investments. Through its holdings of securities of certain issuers, the Fund is specifically exposed to **Asian Economic Risk** and **U.S. Economic Risk**.

Risk of Investing in China. Investments in Chinese securities, including certain Hong Kong-listed and U.S.-listed securities, subject the Fund to risks specific to China. China may be subject to considerable degrees of economic, political and social instability. China is an emerging market and demonstrates significantly higher volatility from time to time in comparison to developed markets. Over the last few decades, the Chinese government has undertaken reform of economic and market practices and has expanded the sphere of private ownership of property in China. However, Chinese markets generally continue to experience inefficiency, volatility and pricing anomalies resulting from governmental influence, a lack of publicly available information and/or political and social instability.

Chinese companies are also subject to the risk that Chinese authorities can intervene in their operations and structure. Internal social unrest or confrontations with neighboring countries, including military conflicts in response to such events, may also disrupt economic development in China and result in a greater risk of currency fluctuations, currency non-convertibility, interest rate fluctuations and higher rates of inflation.

China has experienced security concerns, such as terrorism and strained international relations. Additionally, China is alleged to have participated in state-sponsored cyberattacks against foreign companies and foreign governments. Actual and threatened responses to such activity and strained international relations, including purchasing restrictions, sanctions, tariffs or cyberattacks on the Chinese government or Chinese companies, may impact China's economy and Chinese issuers of securities in which the Fund invests. Incidents involving China's or the region's security may cause uncertainty in Chinese markets and may adversely affect the Chinese economy and the Fund's investments. Export growth continues to be a major driver of China's rapid economic growth. Reduction in spending on Chinese products and services, supply chain diversification, institution of additional tariffs or other trade barriers (including as a result of heightened trade tensions or a trade war between China and the U.S. or in response to actual or alleged Chinese cyber activity) or a downturn in any of the economies of China's key trading partners may have an adverse impact on the Chinese economy. The Underlying Index may include companies that are subject to economic or trade restrictions (but not investment restrictions) imposed by the U.S. or other governments due to national security, human rights or other concerns of such government. So long as these restrictions do not include restrictions on investments, the Fund is generally expected to invest in such companies, consistent with its objective to track the performance of the Underlying Index.

Chinese companies, including Chinese companies that are listed on U.S. exchanges, are not subject to the same degree of regulatory requirements, accounting standards or auditor oversight as companies in more developed countries. As a result, information about the Chinese securities in which the Fund invests may be less reliable or complete. Chinese companies with securities listed on U.S. exchanges may be delisted if they do not meet U.S. accounting standards and auditor oversight requirements, which would significantly decrease the liquidity and value of the securities. There may be significant obstacles to obtaining information necessary for investigations into or litigation against Chinese companies, and shareholders may have limited legal remedies. The Fund does not select investments based on investor protection considerations.

Securities Lending Risk. The Fund may engage in securities lending. Securities lending involves the risk that the Fund may lose money because the borrower of the loaned securities fails to return the securities in a timely manner or at all. The Fund could also lose money in the event of a decline in the value of collateral provided for loaned securities or a decline in the value of any investments made with cash collateral. These events could also trigger adverse tax consequences for the Fund.

Technology Companies Risk. Technology companies and companies that rely heavily on technological advances may have limited product lines, markets, financial resources, supply chains and personnel. These companies typically face intense competition, potentially rapid product obsolescence and changes in product cycles and customer preferences. They may face unexpected risks and costs associated with technological developments, such as artificial intelligence and machine learning. Technology companies also depend heavily on intellectual property rights and may be adversely affected by the loss or impairment of those rights. Technology companies may face increased government scrutiny and may be subject to adverse government or legal action.

Tracking Error Risk. The Fund may be subject to "tracking error," which is the divergence of the Fund's performance from that of the Underlying Index. Tracking error may occur due to a number of factors, including differences between the securities and other assets held in the Fund's portfolio and those included in the Underlying Index; differences in the timing and methodologies used to value securities and other assets; transaction costs and other expenses incurred by the Fund that the Underlying Index does not incur; the Fund's holding of uninvested cash; differences in the timing of the accrual or the valuation of dividends or interest received by the Fund or distributions paid to Fund shareholders; tax gains or losses; the requirements for the Fund to maintain pass-through tax treatment; portfolio transactions carried out to minimize the distribution of capital gains to shareholders; the acceptance of custom baskets; changes to the Underlying Index; and impacts to the Fund of complying with certain regulatory requirements or limits. Tracking error risk may be heightened during times of increased market volatility or other unusual market conditions. A Fund that tracks an index with exposure to non-U.S. issuers may experience higher tracking error than ETFs that do not track such indexes.

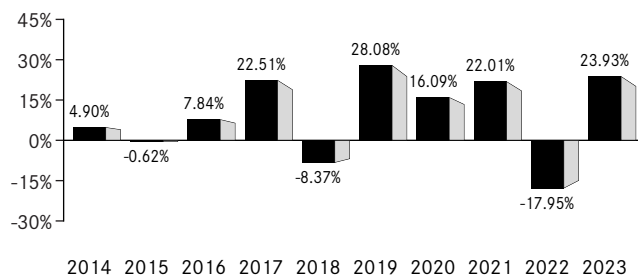
Valuation Risk. The price that the Fund could receive upon the sale (or other disposition) of a security or other asset may differ from the Fund's valuation of the security or other asset, particularly for securities or other assets that trade in low volume or volatile markets or that are valued using a fair value methodology. The price received by the Fund also may differ from the value used by the Underlying Index. In addition, the value of the securities or other assets in the Fund's portfolio may change on days or during time periods when investors are not able to

purchase or sell Fund shares. Authorized Participants that create or redeem Fund shares on days when the Fund is holding fair-valued securities or other assets may receive fewer or more shares, or lower or higher redemption proceeds, than they would have received had the securities or other assets not been fair valued or been valued using a different methodology. The ability to value investments may be impacted by technological issues or errors by pricing services or other third-party service providers.

Performance Information

The performance information below illustrates how the Fund's performance has varied over different periods and provides some indication of the risks of investing in the Fund. The bar chart shows how the performance of the Fund has varied from one calendar year to another over the periods shown. The table compares the Fund's performance to that of an appropriate broad-based securities market index and the Underlying Index. Fund returns assume the reinvestment of any dividends and distributions. The Fund's returns reflect the impact of any agreements to waive or reimburse expenses, which would reduce performance if not in effect. Past performance (before and after taxes) does not necessarily indicate how the Fund will perform in the future. Updated performance information, including the Fund's current NAV, may be obtained by visiting www.iShares.com or by calling 1-800-iShares (1-800-474-2737) (toll free).

Calendar Year-by-Year Returns



	<u>Return (%)</u>	<u>Period Ended</u>
Calendar Year-to-Date Return	18.98%	September 30, 2024
During the periods shown in the chart:		
Best Quarter	19.55%	June 30, 2020
Worst Quarter	-21.05%	March 31, 2020

Average Annual Total Returns (for the periods ended December 31, 2023)

	<u>One Year</u>	<u>Five Years</u>	<u>Ten Years</u>
(Inception Date: 1/10/2012)			
Return Before Taxes	23.93%	13.03%	8.82%
Return After Taxes on Distributions	23.40%	12.55%	8.31%
Return After Taxes on Distributions and Sale of Fund Shares	14.50%	10.37%	7.08%
MSCI All Country World Index ¹ (Returns do not reflect deductions for fees, expenses or taxes)	22.20%	11.72%	7.93%
MSCI World Index (Returns do not reflect deductions for fees, expenses or taxes)	23.79%	12.80%	8.60%

¹ The Fund has added this broad-based index in response to new regulatory requirements.

After-tax returns in the table above are calculated using the historical highest individual U.S. federal marginal income tax rates and do not reflect the impact of state or local taxes. Actual after-tax returns depend on an investor's tax situation and may differ from those shown, and after-tax returns shown are not relevant to tax-exempt investors or investors who hold shares through tax-deferred arrangements, such as 401(k) plans or individual retirement accounts ("IRAs"). Fund returns after taxes on distributions and sales of Fund shares are calculated assuming that an investor has sufficient capital gains of the same character from other investments to offset any capital losses from the sales of Fund shares. As a result, Fund returns after taxes on distributions and sales of Fund shares may exceed Fund returns before taxes and/or returns after taxes on distributions.

Management

Investment Adviser. BlackRock Fund Advisors.

Portfolio Managers. Jennifer Hsui, Greg Savage and Paul Whitehead (the “Portfolio Managers”) are primarily responsible for the day-to-day management of the Fund. Each Portfolio Manager supervises a portfolio management team. Ms. Hsui and Mr. Savage have been Portfolio Managers of the Fund since 2012. Mr. Whitehead has been a Portfolio Manager of the Fund since 2022.

Purchase and Sale of Fund Shares

The Fund is an ETF. Individual shares of the Fund may only be bought and sold in the secondary market through a broker-dealer. Because ETF shares trade at market prices rather than at NAV, shares may trade at a price greater than NAV (a premium) or less than NAV (a discount). An investor may incur costs attributable to the difference between the highest price a buyer is willing to pay to purchase shares of the Fund (bid) and the lowest price a seller is willing to accept for shares of the Fund (ask) when buying or selling shares in the secondary market (the “bid-ask spread”).

Tax Information

The Fund intends to make distributions that may be taxable to you as ordinary income or capital gains, unless you are investing through a tax-deferred arrangement such as a 401(k) plan or an IRA, in which case, your distributions generally will be taxed when withdrawn.

Payments to Broker-Dealers and Other Financial Intermediaries

If you purchase shares of the Fund through a broker-dealer or other financial intermediary (such as a bank), BFA or other related companies may pay the intermediary for marketing activities and presentations, educational training programs, conferences, the development of technology platforms and reporting systems or other services related to the sale or promotion of the Fund. These payments may create a conflict of interest by influencing the broker-dealer or other intermediary and your salesperson to recommend the Fund over another investment. Ask your salesperson or visit your financial intermediary’s website for more information.

More Information About the Funds

This Prospectus contains important information about investing in the Funds listed below. Please read this Prospectus carefully before you make any investment decisions. Additional information regarding the Funds as well as other funds that are series of iShares Trust, iShares U.S. ETF Trust or iShares, Inc. (each, a “Fund”) is available at www.iShares.com.

Each Fund’s investment objective and its Underlying Index may be changed without shareholder approval.

Fund	Underlying Index	Investment Objective
iShares Core MSCI Emerging Markets ETF	MSCI Emerging Markets Investable Market Index (IMI)	The iShares Core MSCI Emerging Markets ETF seeks to track the investment results of an index composed of large-, mid- and small-capitalization emerging market equities.
iShares Currency Hedged MSCI Emerging Markets ETF	MSCI Emerging Markets 100% Hedged to USD Index	The iShares Currency Hedged MSCI Emerging Markets ETF seeks to track the investment results of an index composed of large- and mid-capitalization emerging market equities while mitigating exposure to fluctuations between the value of the component currencies and the U.S. dollar.
iShares Emerging Markets Equity Factor ETF	STOXX Emerging Markets Equity Factor Index	The iShares Emerging Markets Equity Factor ETF seeks to track the investment results of an index composed of stocks of large- and mid-capitalization companies in emerging markets that have favorable exposure to target style factors subject to constraints.
iShares ESG Aware MSCI EM ETF	MSCI Emerging Markets Extended ESG Focus Index	The iShares ESG Aware MSCI EM ETF seeks to track the investment results of an index composed of large- and mid-capitalization emerging market equities that have positive environmental, social and governance characteristics as identified by the index provider while exhibiting risk and return characteristics similar to those of the parent index.
iShares MSCI BIC ETF	MSCI BIC Index	The iShares MSCI BIC ETF seeks to track the investment results of an index composed of Chinese equities that are available to international investors, and Brazilian and Indian equities.
iShares MSCI Brazil ETF	MSCI Brazil 25/50 Index	The iShares MSCI Brazil ETF seeks to track the investment results of an index composed of Brazilian equities.
iShares MSCI Chile ETF	MSCI Chile IMI 25/50 Index	The iShares MSCI Chile ETF seeks to track the investment results of a broad-based index composed of Chilean equities.
iShares MSCI Emerging Markets ETF	MSCI Emerging Markets Index	The iShares MSCI Emerging Markets ETF seeks to track the investment results of an index composed of large- and mid-capitalization emerging market equities.
iShares MSCI Emerging Markets ex China ETF	MSCI Emerging Markets ex China Index	The iShares MSCI Emerging Markets ex China ETF seeks to track the investment results of an index composed of large- and mid-capitalization emerging market equities, excluding China.
iShares MSCI Emerging Markets Min Vol Factor ETF	MSCI Emerging Markets Minimum Volatility (USD) Index	The iShares MSCI Emerging Markets Min Vol Factor ETF seeks to track the investment results of an index composed of emerging market equities that, in the aggregate, have lower volatility characteristics relative to the broader emerging equity markets.
iShares MSCI Emerging Markets Small-Cap ETF	MSCI Emerging Markets Small Cap Index	The iShares MSCI Emerging Markets Small-Cap ETF seeks to track the investment results of an index composed of small-capitalization emerging market equities.
iShares MSCI Mexico ETF	MSCI Mexico IMI 25/50 Index	The iShares MSCI Mexico ETF seeks to track the investment results of a broad-based index composed of Mexican equities.
iShares MSCI South Africa ETF	MSCI South Africa 25/50 Index	The iShares MSCI South Africa ETF seeks to track the investment results of an index composed of South African equities.
iShares MSCI Turkey ETF	MSCI Turkey IMI 25/50 Index	The iShares MSCI Turkey ETF seeks to track the investment results of a broad-based index composed of Turkish equities.
iShares MSCI World ETF	MSCI World Index	The iShares MSCI World ETF seeks to track the investment results of an index composed of developed market equities.

ETFs are funds that trade like other publicly traded securities. Shares of each Fund are listed on a national securities exchange and trade in the secondary market at market prices that change throughout the day. The market price for a share of a Fund may be different from the Fund's most recent NAV.

Each Fund invests in a particular segment of the markets for securities and other instruments (as applicable) and is designed to be used as part of broader asset allocation strategies. Accordingly, an investment in a Fund should not constitute a complete investment program. An investment in a Fund is not a bank deposit, and it is not insured or guaranteed by the Federal Deposit Insurance Corporation, any other government agency, BFA or any of BFA's affiliates.

Index Funds

A share of a Fund represents an ownership interest in an underlying portfolio of securities and other instruments (as applicable) that is intended to track the Fund's Underlying Index. An index is a financial calculation, based on a grouping of financial instruments, and is not an investment product, while each Fund is an actual investment portfolio. The performance of a Fund and that of its Underlying Index may vary for a number of reasons, including transaction costs, asset or currency valuations, corporate actions, timing variances and differences between the composition of a Fund's portfolio and that of the Underlying Index resulting from the Fund's use of representative sampling or from legal restrictions (such as diversification requirements) that apply to the Fund but not to its Underlying Index.

From time to time, the provider of the Underlying Index ("Index Provider") may make changes to the index methodology or other adjustments to a Fund's Underlying Index. Unless otherwise determined by BFA, any such change will be reflected in the calculation of the Underlying Index's performance on a going-forward basis after the effective date of such change. Therefore, the performance of the Underlying Index that is shown for periods prior to the effective date of any such change generally will not be recalculated or restated to reflect the change.

BFA uses a representative sampling indexing strategy to manage the Funds. "Representative sampling" is an indexing strategy that involves investing in a representative sample of securities that collectively has an investment profile similar to that of the applicable underlying index. Because the Funds use representative sampling, they can be expected to have a larger tracking error than if they used a replication indexing strategy. "Replication" is an indexing strategy in which a fund invests in substantially all of the securities in its underlying index in approximately the same proportions as in the underlying index.

Borrowing

Each Fund listed below may borrow as a temporary measure for extraordinary or emergency purposes, including to meet redemptions or to facilitate the settlement of securities or other transactions. Each Fund does not intend to borrow money in order to leverage its portfolio.

iShares Core MSCI Emerging Markets ETF	iShares MSCI Emerging Markets ETF
iShares Currency Hedged MSCI Emerging Markets ETF	iShares MSCI Emerging Markets ex China ETF
iShares Emerging Markets Equity Factor ETF	iShares MSCI Emerging Markets Min Vol Factor ETF
iShares ESG Aware MSCI EM ETF	iShares MSCI Emerging Markets Small-Cap ETF
iShares MSCI BIC ETF	iShares MSCI Mexico ETF
iShares MSCI Brazil ETF	iShares MSCI South Africa ETF
iShares MSCI Chile ETF	iShares MSCI Turkey ETF

European Union Disclosure

Each Fund listed below has not been categorized under the European Union ("EU") sustainable finance disclosure regulation ("SFDR") as an "Article 8" or "Article 9" product. In addition, each Fund's investment strategy does not take into account the criteria for environmentally sustainable economic activities under the EU sustainable investment taxonomy regulation or principal adverse impacts ("PAIs") on sustainability factors under the SFDR. PAIs are identified under the SFDR as the material impacts of investment decisions on sustainability factors relating to environmental, social and employee matters, respect for human rights, and anti-corruption and anti-bribery matters.

iShares Core MSCI Emerging Markets ETF	iShares MSCI Emerging Markets ETF
iShares MSCI BIC ETF	iShares MSCI Emerging Markets Min Vol Factor ETF
iShares MSCI Brazil ETF	iShares MSCI Mexico ETF

Additional Information About the Funds' Risks

Each Fund is subject to various risks, any of which may adversely affect the Fund's NAV, trading price, yield, total return and ability to meet its investment objective. Each Fund discloses its portfolio holdings daily at www.iShares.com. You could lose all or part of your investment in a Fund, which could underperform other investments. The table below identifies the principal and other (non-principal) risks that apply to each Fund. A Fund that invests in an Underlying Fund also may be indirectly exposed to these risks through such investment. A description of each risk is provided after the table.

	iShares Core MSCI Emerging Markets ETF	iShares Currency Hedged MSCI Emerging Markets ETF	iShares Emerging Markets Equity Factor ETF	iShares ESG Aware MSCI EM ETF	iShares MSCI BIC ETF	iShares MSCI Brazil ETF
✓ Principal Risk • Other Risk						
African Economic Risk						
Asian Economic Risk	✓	✓	✓	✓	✓	✓
Asset Class Risk	✓	✓	✓	✓	✓	✓
Authorized Participant Concentration Risk	✓	✓	✓	✓	✓	✓
Borrowing Risk	•	•	•	•	•	•
Cash Transactions Risk						✓
Central and South American Economic Risk	•	•	•		•	✓
Close-Out Risk for Qualified Financial Contracts	•	•	•	•	•	•
Commodity Risk	✓	✓	✓	✓	✓	✓
Communication Services Sector Risk	•	•	•	•	•	
Concentration Risk	✓	✓	✓	✓	✓	✓
Consumer Goods and Services Companies Risk	•	•	•	•	✓	•
Currency Hedging Risk		✓				
Currency Risk	✓	✓	✓	✓	✓	✓
Custody Risk	✓	✓	✓	✓	✓	✓
Cybersecurity Risk	✓	✓	✓	✓	✓	✓
Derivatives Risk		✓				
Energy Companies Risk		•	•		•	✓
Equity Securities Risk	✓	✓	✓	✓	✓	✓
ESG Risk			✓	✓		
European Economic Risk	✓	✓			✓	
Financial Companies Risk	✓	✓	✓	✓	✓	✓
Geographic and Security Risks	•	•	•	•	•	•
Healthcare Companies Risk						
Illiquid Investments Risk	•	•	•	•	•	•
Index-Related Risk	✓	✓	✓	✓	✓	✓
Industrial Companies Risk	•	•	•		•	•
Investment in Underlying Fund Risk		✓				
Issuer Risk	✓	✓	✓	✓	✓	✓
Large-Capitalization Companies Risk	✓	✓	✓	✓	✓	✓

	iShares Core MSCI Emerging Markets ETF	iShares Currency Hedged MSCI Emerging Markets ETF	iShares Emerging Markets Equity Factor ETF	iShares ESG Aware MSCI EM ETF	iShares MSCI BIC ETF	iShares MSCI Brazil ETF
✓ Principal Risk • Other Risk						
Large Shareholder and Large-Scale Redemption Risk	✓	•	✓	✓	✓	✓
Low Volatility Risk						
Management Risk	✓	✓	✓	✓	✓	✓
Market Trading Risk	✓	✓	✓	✓	✓	✓
Materials Companies Risk	•	•			•	✓
Mid-Capitalization Companies Risk	•	✓	✓	✓	•	✓
Middle Eastern Economic Risk	•	•	•	•		
National Closed Market Trading Risk	✓	✓	✓	✓	✓	✓
Non-Diversification Risk	✓				✓	✓
Non-U.S. Securities Risk	✓	✓	✓	✓	✓	✓
North American Economic Risk						
Operational Risk	✓	✓	✓	✓	✓	✓
Real Estate Companies Risk						
Reliance on Trading Partners Risk	✓	✓	✓	✓	✓	✓
Risk of Investing in Brazil					✓	✓
Risk of Investing in Chile						
Risk of Investing in China		✓		✓	✓	
Risk of Investing in Developed Countries						
Risk of Investing in Emerging Markets	✓	✓	✓	✓	✓	✓
Risk of Investing in India	✓	✓	✓		✓	
Risk of Investing in Mexico						
Risk of Investing in Russia	✓	✓	✓	✓	✓	
Risk of Investing in Saudi Arabia	✓	✓	✓	✓		
Risk of Investing in South Africa						
Risk of Investing in Taiwan		✓		✓		
Risk of Investing in the U.S.						
Risk of Investing in Turkey						
Securities Lending Risk	✓	✓	✓	✓	✓	
Small-Capitalization Companies Risk	•					
Style Factors Risk			✓			
Sustainability Risk	•				•	•
Tax Risk	✓	✓			✓	
Technology Companies Risk	✓	✓	✓	✓	•	
Threshold/Underinvestment Risk	•	•	•	•	•	•
Tracking Error Risk	✓	✓	✓	✓	✓	✓
U.S. Economic Risk	✓	✓		✓	✓	✓
Utility Companies Risk						•
Valuation Risk	✓	✓	✓	✓	✓	✓

	iShares MSCI Chile ETF	iShares MSCI Emerging Markets ETF	iShares MSCI Emerging Markets ex China ETF	iShares MSCI Emerging Markets Min Vol Factor ETF	iShares MSCI Emerging Markets Small-Cap ETF	iShares MSCI Mexico ETF
✓ Principal Risk • Other Risk						
African Economic Risk						
Asian Economic Risk	✓	✓	✓	✓	✓	✓
Asset Class Risk	✓	✓	✓	✓	✓	✓
Authorized Participant Concentration Risk	✓	✓	✓	✓	✓	✓
Borrowing Risk	•	•	•	•	•	•
Cash Transactions Risk	✓					
Central and South American Economic Risk	✓	•	•			
Close-Out Risk for Qualified Financial Contracts	•	•	•	•	•	•
Commodity Risk	✓	✓	✓	✓	✓	✓
Communication Services Sector Risk		•		•		•
Concentration Risk	✓	✓	✓	✓	✓	✓
Consumer Goods and Services Companies Risk	•	•	•	•	•	✓
Currency Hedging Risk						
Currency Risk	✓	✓	✓	✓	✓	✓
Custody Risk	✓	✓	✓	✓	✓	✓
Cybersecurity Risk	✓	✓	✓	✓	✓	✓
Derivatives Risk						
Energy Companies Risk		•	•			
Equity Securities Risk	✓	✓	✓	✓	✓	✓
ESG Risk						
European Economic Risk				✓		
Financial Companies Risk	✓	✓	✓	✓	•	✓
Geographic and Security Risks	•	•	•	•	•	•
Healthcare Companies Risk				•	•	
Illiquid Investments Risk	•	•	•	•	•	•
Index-Related Risk	✓	✓	✓	✓	✓	✓
Industrial Companies Risk	•	•	•	•	✓	✓
Investment in Underlying Fund Risk						
Issuer Risk	✓	✓	✓	✓	✓	✓
Large-Capitalization Companies Risk	✓	✓	✓	✓		✓
Large Shareholder and Large-Scale Redemption Risk	✓	✓	✓	✓	✓	•
Low Volatility Risk				✓		
Management Risk	✓	✓	✓	✓	✓	✓
Market Trading Risk	✓	✓	✓	✓	✓	✓
Materials Companies Risk	✓	•	•		•	✓

	iShares MSCI Chile ETF	iShares MSCI Emerging Markets ETF	iShares MSCI Emerging Markets ex China ETF	iShares MSCI Emerging Markets Min Vol Factor ETF	iShares MSCI Emerging Markets Small-Cap ETF	iShares MSCI Mexico ETF
✓ Principal Risk • Other Risk						
Mid-Capitalization Companies Risk	✓	✓	✓	✓		✓
Middle Eastern Economic Risk		•	•	•	•	
National Closed Market Trading Risk	✓	✓	✓	✓	✓	✓
Non-Diversification Risk	✓	✓				✓
Non-U.S. Securities Risk	✓	✓	✓	✓	✓	✓
North American Economic Risk						✓
Operational Risk	✓	✓	✓	✓	✓	✓
Real Estate Companies Risk					•	•
Reliance on Trading Partners Risk	✓	✓	✓	✓	✓	✓
Risk of Investing in Brazil						
Risk of Investing in Chile	✓					
Risk of Investing in China		✓	✓	✓	✓	
Risk of Investing in Developed Countries						
Risk of Investing in Emerging Markets	✓	✓	✓	✓	✓	✓
Risk of Investing in India			✓	✓	✓	
Risk of Investing in Mexico						✓
Risk of Investing in Russia		✓	✓	✓	✓	
Risk of Investing in Saudi Arabia		✓	✓	✓	✓	
Risk of Investing in South Africa						
Risk of Investing in Taiwan			✓		✓	
Risk of Investing in the U.S.						
Risk of Investing in Turkey						
Securities Lending Risk		✓	✓	✓	✓	✓
Small-Capitalization Companies Risk	✓				✓	•
Style Factors Risk						
Sustainability Risk		•		✓		•
Tax Risk		✓			✓	
Technology Companies Risk		✓	✓	✓	✓	
Threshold/Underinvestment Risk	•	•	•	•	•	•
Tracking Error Risk	✓	✓	✓	✓	✓	✓
U.S. Economic Risk	✓	✓	✓	✓	✓	✓
Utility Companies Risk	✓					
Valuation Risk	✓	✓	✓	✓	✓	✓

	iShares MSCI South Africa ETF	iShares MSCI Turkey ETF	iShares MSCI World ETF
✓ Principal Risk • Other Risk			
African Economic Risk	✓		
Asian Economic Risk	✓	✓	✓

	iShares MSCI South Africa ETF	iShares MSCI Turkey ETF	iShares MSCI World ETF
✓ Principal Risk • Other Risk			
Asset Class Risk	✓	✓	✓
Authorized Participant Concentration Risk	✓	✓	✓
Borrowing Risk	•	•	
Cash Transactions Risk			
Central and South American Economic Risk			
Close-Out Risk for Qualified Financial Contracts	•	•	•
Commodity Risk	✓		
Communication Services Sector Risk	•		•
Concentration Risk	✓	✓	✓
Consumer Goods and Services Companies Risk	✓	✓	•
Currency Hedging Risk			
Currency Risk	✓	✓	✓
Custody Risk	✓	✓	
Cybersecurity Risk	✓	✓	✓
Derivatives Risk			
Energy Companies Risk		•	
Equity Securities Risk	✓	✓	✓
ESG Risk			
European Economic Risk	✓	✓	•
Financial Companies Risk	✓	✓	✓
Geographic and Security Risks	•	•	•
Healthcare Companies Risk			•
Illiquid Investments Risk	•	•	•
Index-Related Risk	✓	✓	✓
Industrial Companies Risk		✓	•
Investment in Underlying Fund Risk			
Issuer Risk	✓	✓	✓
Large-Capitalization Companies Risk	✓	✓	✓
Large Shareholder and Large-Scale Redemption Risk	•	•	•
Low Volatility Risk			
Management Risk	✓	✓	✓
Market Risk	✓	✓	✓
Market Trading Risk	✓	✓	✓
Materials Companies Risk	✓	•	
Mid-Capitalization Companies Risk	✓	✓	•
Middle Eastern Economic Risk		✓	
National Closed Market Trading Risk	✓	✓	✓
Non-Diversification Risk	✓	✓	
Non-U.S. Securities Risk	✓	✓	✓
North American Economic Risk			
Operational Risk	✓	✓	✓
Real Estate Companies Risk			
Reliance on Trading Partners Risk	✓	✓	✓
Risk of Investing in Brazil			

	iShares MSCI South Africa ETF	iShares MSCI Turkey ETF	iShares MSCI World ETF
✓ Principal Risk • Other Risk			
Risk of Investing in Chile			
Risk of Investing in China			✓
Risk of Investing in Developed Countries			✓
Risk of Investing in Emerging Markets	✓	✓	
Risk of Investing in India			
Risk of Investing in Mexico			
Risk of Investing in Russia			
Risk of Investing in Saudi Arabia			
Risk of Investing in South Africa	✓		
Risk of Investing in Taiwan			
Risk of Investing in the U.S.			✓
Risk of Investing in Turkey		✓	
Securities Lending Risk	✓	✓	✓
Small-Capitalization Companies Risk		✓	
Style Factors Risk			
Sustainability Risk			
Tax Risk			
Technology Companies Risk			✓
Threshold/Underinvestment Risk	•	•	•
Tracking Error Risk	✓	✓	✓
U.S. Economic Risk	✓		✓
Utility Companies Risk			
Valuation Risk	✓	✓	✓

African Economic Risk. Investing in African countries involves risks not typically associated with investments in more developed economies or jurisdictions. Such heightened risks include, among others, the expropriation and/or nationalization of assets, restrictions on and government intervention in international trade, confiscatory taxation, imposition of capital controls and delays or limits on repatriation of local currency, political instability, authoritarian and/or military involvement in governmental decision-making, corruption, crime, armed conflict, terrorism, and social instability as a result of religious, ethnic and/or socioeconomic unrest or widespread outbreaks of disease. Other risks to African countries include natural disasters that may occur in the region (e.g., droughts, fires, floods). Any of these occurrences may adversely affect African economies, financial markets or issuers of securities, causing an adverse impact on the value of a Fund's investments.

The governments of certain countries in Africa may exercise substantial influence over many aspects of the private sector and may own or control many companies. The securities markets in Africa are underdeveloped and are often considered to be less correlated to global economic cycles than markets in more developed areas. African securities markets are subject to greater risks associated with market volatility, lower market capitalization, lower trading volume, illiquidity, inflation, greater price fluctuations, uncertainty regarding the existence of trading markets, governmental control and heavy regulation of labor and industry. Moreover, trading on African securities markets may be suspended altogether.

Certain governments in Africa restrict or control the ability of foreign investors to invest in securities of issuers located or operating in those countries. Certain countries may require governmental approval or special licenses for foreign investments; may limit the amount of foreign investment in a particular industry or issuer; may limit foreign investment to a certain class of securities with less advantageous rights than the classes available to domestic investors; and may impose additional taxes on foreign investors. These factors, among others, make investing in issuers located or operating in countries in Africa significantly riskier than investing in issuers located or operating in more developed countries.

Asian Economic Risk. Certain Asian economies have experienced rapid growth and industrialization in recent years, but there is no assurance that this growth rate will be maintained. Other Asian economies, however, have experienced high inflation, high unemployment, currency devaluations and restrictions, and over-extension of credit. Geopolitical hostility, political instability, and economic or environmental events in any one Asian country may have a significant economic effect on the entire Asian region, as well as on major trading partners outside Asia. Any adverse event in the Asian markets may have a significant adverse effect on some or all of the economies of the

countries in which a Fund or an Underlying fund invests. In particular, China is a key trading partner of many Asian countries and any changes in trading relationships between China and other Asian countries may affect the region as a whole. Many Asian countries are subject to political risk, including political instability, corruption and regional conflict with neighboring countries. North Korea and South Korea each have substantial military capabilities, and historical tensions between the two countries present the risk of war. Escalated tensions involving the two countries and any outbreak of hostilities between the two countries, or even the threat of an outbreak of hostilities, could have a severe adverse effect on the entire Asian region. Certain Asian countries have developed increasingly strained relationships with the U.S. or with China, and if these relations were to worsen, they could adversely affect Asian issuers that rely on the U.S. or China for trade. In addition, many Asian countries are subject to social and labor risks associated with demands for improved political, economic and social conditions. These risks, among others, may adversely affect the value of a Fund's or the Underlying Fund's investments.

Asset Class Risk. The securities and other assets in a Fund's portfolio or, if applicable, its Underlying Index may underperform in comparison to indexes that track, or assets that represent, other countries or geographic units, industries, markets, market segments, or asset classes. Various types of securities, other assets and indexes may experience cycles of outperformance and underperformance in comparison to financial markets generally. This divergence may be due to a number of factors including, among other things, inflation, interest rates, productivity, global demand for local products or resources, and regulation and governmental controls. This may cause a Fund to underperform other investment vehicles that invest in different asset classes.

Authorized Participant Concentration Risk. Only an Authorized Participant may engage in creation or redemption transactions directly with a Fund. There are a limited number of institutions that may act as Authorized Participants for the Fund, including on an agency basis on behalf of other market participants. No Authorized Participant is obligated to engage in creation or redemption transactions. To the extent that Authorized Participants exit the business or do not place creation or redemption orders for a Fund and no other Authorized Participant places orders, Fund shares are more likely to trade at a premium or discount to NAV and possibly face trading halts or delisting. Authorized Participant concentration risk may be heightened for a Fund that invests in securities issued by non-U.S. issuers or instruments with lower trading volume. Such assets often entail greater settlement and operational complexity and higher capital costs for Authorized Participants, which may limit the number of Authorized Participants that engage with the Fund.

Borrowing Risk. Borrowing may exaggerate changes in a Fund's NAV and in the return on its portfolio. A Fund that borrows will incur interest expenses and other fees, which may reduce the Fund's return. Borrowing may also cause a Fund to liquidate positions when it may not be advantageous to do so to satisfy its obligations.

Cash Transactions Risk. Unlike most other ETFs, the Fund expects to effect all of its creations and redemptions for cash, rather than in-kind securities. Paying redemption proceeds in cash rather than through in-kind delivery of portfolio securities may require the Fund to dispose of or sell portfolio securities or other assets at an inopportune time to obtain the cash needed to meet redemption orders. This may cause the Fund to sell a security and recognize a capital gain or loss that might not have been incurred if it had made a redemption in-kind. As a result, the Fund may pay out higher or lower annual capital gains distributions than ETFs that redeem in-kind. The use of cash creations and redemptions may also cause the Fund's shares to trade in the market at greater bid-ask spreads or greater premiums or discounts to the Fund's NAV. Furthermore, the Fund may not be able to execute cash transactions for creation and redemption purposes at the same price used to determine the Fund's NAV. To the extent that the maximum additional charge for creation or redemption transactions is insufficient to cover the execution shortfall, the Fund's performance could be negatively impacted.

Central and South American Economic Risk. Certain Central and South American countries have experienced high interest rates, economic volatility, high levels of inflation, currency devaluations, regime changes, government defaults and high unemployment rates. Additionally, commodities such as oil and gas, minerals and metals represent a significant percentage of the region's exports, and the economies of countries in the region are particularly sensitive to fluctuations in commodity prices as a result. Central and South American countries depend on the economies of their key trading partners, which include China, the U.S., other countries in the region and certain European countries. Reduced spending by any of these trading partners on products and services, or negative changes in any of these economies, may have an adverse impact on some or all of the economies in the region. The impact of any of the foregoing events in one country could have a significant effect on the entire region.

Other risks to Central and South American countries include natural disasters that may occur in the region (e.g., floods, hurricanes, earthquakes) and national or regional security concerns (e.g., terrorism, war, strained international relations). Any such event may adversely affect Central and South American economies, financial markets or issuers of securities, causing an adverse impact on the value of a Fund's investments.

Close-Out Risk for Qualified Financial Contracts. Regulations adopted by global prudential regulators require counterparties that are part of U.S. or foreign global systemically important banking organizations to include contractual restrictions on close-out and cross-default in agreements relating to qualified financial contracts. Qualified financial contracts include agreements relating to swaps, currency forwards and other derivatives as well as repurchase agreements and securities lending agreements. The restrictions prevent a Fund from closing out a qualified financial contract during a specified time period if the counterparty is subject to resolution proceedings and also prohibit a Fund from exercising default rights due to a receivership or similar proceeding of an affiliate of the counterparty. These requirements may increase credit risk and other risks to a Fund.

Commodity Risk. Companies whose performance is reflected in the Fund's portfolio or Underlying Index may be adversely affected by changes or trends in commodity prices. Commodity prices may be influenced or characterized by unpredictable factors, including, where

applicable, high volatility, changes in supply and demand relationships, weather, agriculture, trade, pestilence, political instability, war, catastrophic events, changes in interest rates and monetary and other governmental policies, action and inaction, including price changes due to trade relations. Securities of companies held by the Fund that are dependent on a single commodity, or are concentrated in a single commodity sector, may typically exhibit even higher volatility attributable to commodity prices.

Communication Services Sector Risk. The communication services sector consists of both companies in the telecommunication services industry as well as those in the media and entertainment industry. Examples of companies in the telecommunication services industry group include providers of fiber-optic, fixed-line, cellular and wireless telecommunications networks. Companies in the media and entertainment industry group encompass a variety of services and products including television broadcasting, gaming products, social media, networking platforms, online classifieds, online review websites, and Internet search engines. Companies in the communication services sector may be affected by industry competition, substantial capital requirements, government regulation, and obsolescence of communications products and services due to technological advancement. Fluctuating domestic and international demand, shifting demographics and often unpredictable changes in consumer tastes can drastically affect a communication services company's profitability. In addition, while all companies may be susceptible to network security breaches, certain companies in the communication services sector may be particular targets of hacking and potential theft of proprietary or consumer information or disruptions in service, which could have a material adverse effect on their businesses.

The communication services sector of a country's economy is often subject to extensive government regulation. The costs of complying with governmental regulations, delays or failure to receive required regulatory approvals, or the enactment of new regulatory requirements may negatively affect the business of communications companies. Government actions around the world, specifically in the area of pre-marketing clearance of products and prices, can be arbitrary and unpredictable. The communications services industry can also be significantly affected by intense competition for market share, including competition with alternative technologies such as wireless communications, product compatibility and standardization, consumer preferences, rapid product obsolescence, research and development of new products, lack of standardization or compatibility with existing technologies, and a dependency on patent and copyright protections. Companies in the communication services sector may encounter distressed cash flows due to the need to commit substantial capital to meet increasing competition, particularly in developing new products and services using new technology. Technological innovations may make the products and services of certain communications companies obsolete.

Telecommunications providers with exposure to the U.S. are generally required to obtain franchises or licenses in order to provide services in a given location. Licensing and franchise rights in the telecommunications sector are limited, which may provide an advantage to certain participants. Limited availability of such rights, high barriers to market entry and regulatory oversight, among other factors, have led to consolidation of companies within the sector, which could lead to further regulation or other negative effects in the future.

Telecommunication providers investing in non-U.S. countries may be subject to similar risks. Additional risks include those related to competitive challenges in the U.S. from non-U.S. competitors engaged in strategic joint ventures with U.S. companies and in non-U.S. markets from both U.S. and non-U.S. competitors.

Companies in the media and entertainment industries can be significantly affected by several factors, including competition, particularly in formulation of products and services using new technologies, cyclicity of revenues and earnings, a potential decrease in the discretionary income of targeted individuals, changing consumer tastes and interests, and the potential increase in government regulation. Companies in the media and entertainment industries may become obsolete quickly. Advertising spending can be an important revenue source for media and entertainment companies. During economic downturns advertising spending typically decreases and, as a result, media and entertainment companies tend to generate less revenue.

Concentration Risk. A Fund may be susceptible to an increased risk of loss, including losses due to adverse events that affect the Fund's investments more than the market as a whole, to the extent that the Fund's investments are concentrated in the securities or other assets of one or more issuers, countries or other geographic units, markets, industries, project types, or asset classes. A Fund with investment concentration may be more adversely affected by the underperformance of those assets, may experience greater price volatility and may be more susceptible to adverse economic, market, political or regulatory impacts on those assets compared to a fund that does not concentrate its investments.

Consumer Goods and Services Companies Risk. Many consumer goods and services companies ("consumer companies") rely heavily on disposable household income and consumer spending and may be impacted by social trends, marketing campaigns, demographic shifts and other factors affecting consumer preferences and demand. In addition, damage to a brand or a reputation crisis can have a substantial adverse impact on consumer companies.

Certain consumer companies, such as those providing discretionary goods or services, may depend more on business cycles, overall economic conditions and consumer confidence. Many consumer goods and services are subject to government regulation and the related compliance costs, and consumer companies also face the risk of product liability claims. Consumer companies also may be adversely affected by volatility in commodity prices, supply chain disruptions and labor shortages.

Currency Hedging Risk. When a derivative is used as a hedge against a position that the Fund or the Underlying Fund holds, any loss generated by the derivative generally should be substantially offset by gains on the hedged investment, and vice versa. While hedging can reduce or eliminate losses, it can also reduce or eliminate gains. Hedges are sometimes subject to imperfect matching between the derivative and its reference asset, and there can be no assurance that the Fund's hedging transactions will be effective. In seeking to track

the “hedging” component of the Underlying Index, the Fund invests in currency forward contracts, (which may include both physically-settled forward contracts and NDFs) designed to hedge the currency exposure of non-U.S. dollar denominated securities held in its portfolio (directly or indirectly through its investment in the Underlying Fund). NDFs may be less liquid than deliverable currency forward contracts and require the Fund to post variation margin to the counterparty, which can increase costs for the Fund. A lack of liquidity in NDFs of the hedged currency could result in the Fund being unable to structure its hedging transactions as intended. In addition, BFA may seek to limit the size of the Fund in order to attempt to reduce the likelihood of a situation where the Fund is unable to obtain sufficient liquidity in an underlying currency hedge to implement its investment objective.

Currency forward contracts, including NDFs, do not eliminate movements in the value of non-U.S. currencies and securities but rather allow the Fund to establish a fixed rate of exchange for a future point in time. Exchange rates may be volatile and may change quickly and unpredictably in response to both global economic developments and economic conditions in a geographic region in which the Fund or the Underlying Fund invests. In addition, in order to minimize transaction costs, or for other reasons, the Fund’s exposure to the non-U.S. dollar component currencies may not be fully hedged at all times or the hedge may not be effective due to counterparty failures or otherwise. At certain times, the Fund may use an optimized hedging strategy and will hedge a smaller number of non-U.S. dollar component currencies to reduce hedging costs. Governments from time to time may intervene in the currency markets to influence prices and may adopt policies designed to influence foreign exchange rates with respect to their currency. Because the Fund’s currency hedge is reset on a monthly basis, currency risk can develop or increase intra-month. Furthermore, while the Fund is designed to hedge against currency fluctuations, it is possible that a degree of currency exposure may remain even at the time a hedging transaction is implemented. As a result, the Fund may not be able to structure its hedging transactions as anticipated or its hedging transactions may not successfully reduce the currency risk included in the Fund’s portfolio in a way that tracks the Underlying Index. Because currency forwards are over-the-counter instruments, the Fund is subject to counterparty risk as well as market or liquidity risk with respect to the hedging transactions the Fund enters into. Currency hedging activity exposes the Fund to credit risk due to counterparty exposure. This risk will be higher to the extent that the Fund trades with a single counterparty or small number of counterparties. In addition, the Fund’s currency hedging activities may involve frequent trading of currency instruments, which may increase transaction costs and cause the Fund’s return to deviate from the Underlying Index.

There is no assurance that the Fund’s strategy will be effective in hedging fluctuations in the value of these currencies against the U.S. dollar. The effectiveness of the Fund’s currency hedging strategy will in general be affected by the volatility of both the Underlying Index and the volatility of the U.S. dollar relative to the currencies to be hedged, measured on an aggregate basis. Increased volatility will generally reduce the effectiveness of the Fund’s currency hedging strategy. In addition, volatility in one or more of the currencies may offset stability in another currency and reduce the overall effectiveness of the hedges. The effectiveness of the Fund’s currency hedging strategy may also be affected by interest rates, which may differ among the affected countries. Significant differences between U.S. dollar interest rates and some or all of the applicable foreign currency interest rates may impact the effectiveness of the Fund’s currency hedging strategy. In addition, the currency hedging carried out by the Fund may result in lower returns than those generated through direct investments in the securities composing the Underlying Index or in the index tracked by the Underlying Fund when the local currency appreciates against the U.S. dollar.

Investors, such as the Fund, seeking to trade in foreign currencies may have limited access to certain currency markets due to a variety of factors, including government regulations, adverse tax treatment, exchange controls, currency convertibility issues and lack of market liquidity. These limitations and restrictions may impact the availability, liquidity and pricing of the financial instruments that are necessary for the Fund to hedge exposure to the currency markets.

Currency Risk. Because each Fund’s NAV is determined on the basis of the U.S. dollar, investors may lose money if the currency of a non-U.S. market in which a Fund invests depreciates against the U.S. dollar or if there are delays or limits on repatriation of foreign currency, even if the foreign currency value of the Fund’s holdings in that market increases. Currency exchange rates can be very volatile and can change quickly and unpredictably. As a result, a Fund’s NAV may change quickly and without warning. In addition, a Fund may incur costs in connection with conversions between U.S. dollars and foreign currencies.

Custody Risk. Custody risk refers to the risks in the process of clearing and settling trades, as well as the holding of securities and other assets by local banks, agents and depositories. These risks are heightened in jurisdictions with less developed markets or less robust settlement and custody infrastructure and processes, and they may result in losses or delays in payments, delivery or recovery of money or other assets. Low trading volumes and volatile prices in less developed markets may make trades harder to complete and settle. Governments or trade groups may compel local agents to hold securities and other assets in designated depositories that may not be subject to independent evaluation. Local agents are held only to the standards of care of their local markets. In general, the less developed a country’s securities markets are, the higher the degree of custody risk.

Cybersecurity Risk. A Fund and entities that interact with the Fund are susceptible to operational, information security and related cybersecurity risks, both directly and through their service providers. These entities include, but are not limited to, the Fund’s adviser, distributor, other service providers (e.g., index and benchmark providers, accountants, custodians, transfer agents and administrators), counterparties, market makers, Authorized Participants, listing exchanges, other financial market operators, and governmental authorities. Cybersecurity risks are also present for issuers of securities or other assets in which a Fund invests, which could result in material adverse consequences for such issuers and may cause the Fund’s investment in such issuers to lose value. Cyber incidents can result from deliberate attacks or unintentional events. They include, but are not limited to, gaining unauthorized access to systems, misappropriating assets or sensitive information, corrupting or destroying data, and causing operational disruption. Geopolitical tensions may increase the scale and sophistication of deliberate attacks, particularly those from nation-states or from entities with nation-state backing.

Cybersecurity incidents may cause disruptions and impact business operations and may result in any of the following: financial losses, interference with a Fund's ability to calculate its NAV, disclosure of confidential information, impediments to trading, submission of erroneous trades or erroneous creation or redemption orders, the inability of a Fund or its service providers to transact business, violations of applicable privacy and other laws, regulatory fines, penalties, reputational damage, reimbursement or other compensation costs, and other legal and compliance expenses. In addition, cyber incidents may render records of Fund assets and transactions, shareholder ownership of Fund shares, and other data integral to a Fund's functioning inaccessible, inaccurate or incomplete. A Fund may incur substantial costs in order to resolve or prevent cyber incidents.

Each Fund has established business continuity plans in the event of, and risk management systems to prevent, cyber incidents. However, there are inherent limitations in such plans and systems, including the possibility that certain risks have not been identified, that prevention and remediation efforts will not be successful or that cyber incidents will go undetected. Furthermore, a Fund cannot control the cybersecurity plans and systems of its service providers, counterparties, and other third parties whose activities affect the Fund. A Fund and its shareholders could be negatively impacted as a result.

Derivatives Risk. A Fund's use of derivatives (e.g., futures, forwards, swaps, options) may be riskier than other types of investments and may not have the intended effect on a Fund's performance. Derivatives can be sensitive to changes in economic and market conditions, and they may increase a Fund's volatility. A Fund also may experience reduced returns as a result of transaction costs and losses on derivatives positions. There is the risk of imperfect correlation between the value of a derivative and that of the asset underlying the derivative. Derivatives may create investment leverage, which could result in losses that significantly exceed a Fund's original investment. Due to their complexity, derivatives are subject to the risk of mispricing or improper valuation. The possible lack of a liquid secondary market for derivatives and the resulting inability of a Fund to sell or otherwise close a derivatives position could expose a Fund to losses and could make derivatives more difficult for a Fund to value accurately.

Certain derivatives are subject to counterparty risk, which is the risk that the other party in the transaction will not fulfill its contractual obligations. Certain derivatives are synthetic instruments that attempt to replicate the performance of certain reference assets. With regard to such derivatives, a Fund does not have a claim on the reference assets and is subject to enhanced counterparty risk. Regulatory requirements may delay or restrict a Fund's exercise of remedies if a derivative counterparty were to default, which could adversely impact the Fund.

The use of derivatives exposes a Fund to operational risks, such as documentation and settlement issues, systems failures, inadequate controls and human error. Derivatives also involve legal risks, including insufficient documentation, insufficient capacity or authority of a counterparty, and the legality and enforceability of a contract. Derivatives expose a Fund to derivative liquidity risks relating to potential liquidity demands for a Fund to make margin, collateral, or settlement payments.

Energy Companies Risk. The energy sector tends to be closely tied to the economic cycle and can be significantly affected by supply-demand dynamics and volatility in commodity prices. Energy companies also may be adversely affected by exchange rate fluctuations, war or other conflicts, sanctions, import/export controls, depletion of resources, technological advances and labor relations. This sector generally is subject to substantial government regulation, and companies may incur significant costs in complying with environmental and other laws. Policies that promote energy conservation, clean energy or the transition to low carbon alternatives also may affect the performance of energy companies.

Energy companies may depend on a relatively small number of customers, including governmental entities and utilities. The exploration and production of energy sources and the development of energy infrastructure often require significant capital expenditures, and companies may face high interest costs and difficulty in raising capital. Energy companies also may face challenges from operating in countries with a history of adverse policies or events, such as expropriation, confiscation of assets, corruption, political instability and social unrest. The operations of energy companies may be disrupted by events that target or damage energy infrastructure, including cyber or other attacks, accidents and natural disasters. Energy companies are at risk of liability for environmental harm and other types of damages.

The energy sector may experience significant market volatility. For example, Russia's large-scale invasion of Ukraine in 2022 led to disruptions and increased volatility in the energy and commodity futures markets due to actual and potential disruptions in the supply and demand for certain commodities, including oil and natural gas. The U.S. and other actors have imposed various sanctions and restrictions on business dealings with Russia, which include restrictions on imports of oil, natural gas and coal. It is impossible to predict the effect of current or future sanctions and restrictions, the extent and duration of the conflict, and associated disruptions in the energy sector. The effect of these events or any related developments could be significant and may have a severe adverse effect on a Fund's performance.

Equity Securities Risk. Equity securities are subject to changes in value due to general market or economic conditions, perceptions about the markets in which issuers participate or a number of factors relating to a specific issuer. Investments in equity securities may be more volatile than investments in other asset classes. Equity securities (both common and preferred stock) are subordinated to debt securities in a company's capital structure, and so equity holders are generally subject to more risks, particularly in the event of an issuer's bankruptcy. Common stock has the lowest priority and the greatest risks, including with respect to dividends and any liquidation payments.

ESG Risk. To the extent that a Fund's Underlying Index uses criteria related to the ESG characteristics of issuers, this may limit the types and number of investment opportunities available to the Fund and, as a result, the Fund may underperform other funds whose underlying index does not use ESG criteria. An Underlying Index's use of ESG criteria may result in a Fund investing in, or allocating greater weight to,

securities or market sectors that underperform the market as a whole or underperform other funds that use ESG criteria. In addition, the use of representative sampling may result in the divergence of a Fund's overall ESG characteristics or ESG risk from those of the Underlying Index.

An Index Provider evaluates securities for inclusion and/or weighting in such an Underlying Index based on ESG criteria and data provided by the Index Provider or third parties. The Index Provider's evaluation of securities' ESG characteristics depends on these criteria and data, which may vary by index provider, and no assurance can be given that they will be complete, accurate or current. In addition, an Index Provider may evaluate security-level ESG data (including ratings) and, if applicable, ESG objectives or constraints that are relevant to an Underlying Index only at index reviews or rebalances. Securities included in an Underlying Index may cease to meet the relevant ESG criteria but may nevertheless remain in the Underlying Index and in the Fund using the Underlying Index until the next review or rebalance by the Index Provider. As a result, certain securities in the Underlying Index, or the Underlying Index as a whole, may not meet the relevant ESG objectives or constraints at all times. If the ESG assessment of a security in an Underlying Index or a Fund changes, neither the Fund nor BFA accepts any liability in relation to such change. BFA does not monitor securities in an Underlying Index with respect to ESG objectives or constraints applied by the Index Provider and is not responsible for changes to the ESG assessment of a security in an Underlying Index between rebalances. In addition, BFA does not assess the validity of an Index Provider's evaluation of the ESG characteristics of securities or the criteria and data used in such evaluation.

The impacts of risks related to ESG investing are likely to change over time, and new ESG risks may be identified as further data and information regarding ESG factors and impacts become available. In addition, methodologies for ESG investing continue to develop, and the ESG methodology applied by an Index Provider may change over time.

European Economic Risk. The Economic and Monetary Union (the "eurozone") of the EU requires compliance by member states that are members of the eurozone with restrictions on inflation rates, deficits, interest rates and debt levels, as well as fiscal and monetary controls, each of which may significantly affect every country in Europe, including those countries that are not members of the eurozone. Additionally, European countries outside of the eurozone may present economic risks that are independent of the indirect effects that eurozone policies have on them. In particular, the U.K.'s economy may be affected by global economic, industrial and financial shifts. Changes in imports or exports, changes in governmental or EU regulations on trade, changes in the exchange rate of the euro (the common currency of eurozone countries), the default or threat of default by an EU member state on its sovereign debt and/or an economic recession in an EU member state may have a significant adverse effect on the economies of other EU member states and their trading partners. The European financial markets have historically experienced volatility and adverse trends due to concerns about economic downturns or government debt levels in several European countries, including, but not limited to, Austria, Belgium, Cyprus, France, Greece, Ireland, Italy, Portugal, Spain and Ukraine. These events have affected and may in the future adversely affect the exchange rate of the euro and may significantly affect European countries.

Responses to financial problems by European governments, central banks and others, including austerity measures and reforms, may not produce the desired results, may result in social unrest, may limit future growth and economic recovery or may have other unintended consequences. Further defaults or restructurings by governments and other entities of their debt could have additional adverse effects on economies, financial markets and asset valuations around the world. In addition, one or more countries may abandon the euro and/or withdraw from the EU. The U.K. left the EU ("Brexit") on January 31, 2020. Brexit could adversely affect European or worldwide political, regulatory, economic or market conditions and could contribute to instability in global political institutions, regulatory agencies and financial markets.

The national politics of countries in Europe have been unpredictable and subject to influence by disruptive political groups and ideologies, including, for example, secessionist movements. The governments of European countries may be subject to change and such countries may experience social and political unrest. Unanticipated or sudden political or social developments may result in sudden and significant investment losses. The occurrence of terrorist incidents throughout Europe or war in the region could also impact financial markets. The impact of these events is not clear but could be significant and far-reaching and could adversely affect the value and liquidity of a Fund's investments.

Russian Invasion of Ukraine. Russia launched a large-scale invasion of Ukraine on February 24, 2022. The extent and duration of the military action, resulting sanctions and resulting future market disruptions, including declines in its stock markets and the value of the ruble against the U.S. dollar, are impossible to predict, but could be significant. Disruptions caused by Russian military action or other actions (including cyberattacks and espionage) or resulting actual and threatened responses to such activity, including purchasing and financing restrictions, boycotts or changes in consumer or purchaser preferences, sanctions, import and export restrictions, tariffs or cyberattacks on the Russian government, Russian companies or Russian individuals, including politicians, may impact Russia's economy, Russian issuers of securities in which a Fund invests, or the economies of Europe as a whole. Actual and threatened responses to Russian military action may also impact the markets for certain Russian commodities, such as oil and natural gas, as well as other sectors of the Russian economy, and are likely to have collateral impacts on such sectors across Europe and globally.

Financial Companies Risk. Financial services companies are subject to extensive governmental regulation and intervention, which may change frequently and may adversely affect their profitability, the scope of their activities, the prices they can charge, the amount of capital and liquid assets they must maintain and their size, among other things. Financial services companies also may be significantly affected by, among other things, interest rates, economic conditions, credit rating downgrades, adverse public perception and exposure concentration.

Increased risk-taking by financial companies may result in greater overall risk in the global financial sector. Certain events may cause an unusually high degree of volatility in financial markets and pose the risk of large losses for financial services companies.

Financial companies frequently operate with substantial financial leverage and are exposed directly to the credit risk of their borrowers and counterparties, which also may be leveraged to an unknown degree. Financial companies may have significant exposure to the same borrowers and counterparties; as a result, a borrower's or counterparty's inability to meet its obligations to one company may affect other financial companies with exposure to the same borrower or counterparty. This interconnectedness of risk may result in significant negative impacts to companies with direct exposure to the defaulting counterparty as well as adverse cascading effects in the markets and the financial sector generally.

Geographic and Security Risks. Issuers in a Fund's portfolio may be located in, or otherwise connected to, parts of the world affected by natural disasters, such as severe heat, earthquakes, tornadoes, volcanic eruptions, wildfires, droughts, floods, hurricanes and tsunamis. In addition, issuers may be impacted by security concerns with respect to a country or region, such as war and other types of conflict, terrorism, strained international relations and territorial disputes. Any of these events may adversely affect the issuers, markets and economies to which a Fund is exposed, which may adversely affect the value of the Fund.

Healthcare Companies Risk. The profitability of healthcare companies may be adversely affected by the following factors, among others: extensive government regulations, restrictions on government reimbursement for medical expenses, rising costs of medical products and services, pricing pressure, a limited number of products, labor shortages, supply chain issues and industry innovation. Many new products in the healthcare sector entail significant research and development and require regulatory approval, all of which may be long and costly, and such efforts ultimately may be unsuccessful. Many healthcare companies depend heavily on obtaining and defending patents, which can be costly, and may be adversely affected by the expiration of patents. Healthcare companies also are subject to extensive litigation based on product liability and similar claims.

Illiquid Investments Risk. An illiquid investment is any investment that a Fund reasonably expects cannot be sold or disposed of in current market conditions in seven calendar days or less without significantly changing the market value of the investment. An investment may be illiquid due to, among other things, fewer participants or less capacity to make a market in the investment, the lack of an active market for the investment, capital controls, delays or limits on repatriation of local currency, and the insolvency of local governments. To the extent that a Fund invests in securities or other assets with substantial market and/or credit risk, the Fund will tend to have increased exposure to the risks associated with illiquid investments. Illiquid investments may be harder to value, especially in changing markets.

Liquid investments may become illiquid after purchase by a Fund, particularly during periods of market turmoil. There can be no assurance that a security or other asset that is deemed to be liquid when purchased will continue to be liquid for as long as it is held by a Fund, and any security or other asset held by a Fund may be deemed an illiquid investment pursuant to the Fund's liquidity risk management program.

Holdings of illiquid investments may reduce a Fund's returns because the Fund may be unable to transact at advantageous times or prices. If a Fund is forced to sell underlying investments at reduced prices or under unfavorable conditions to meet redemption requests or for other cash needs, the Fund may suffer a loss. This may be magnified in a rising interest rate environment or other circumstances where redemptions of Fund shares may be greater than normal. If other market participants attempt to liquidate holdings at the same time as a Fund, this will lead to an increased supply of the Fund's underlying investments in the market and contribute to greater illiquid investments risk and downward pricing pressure. In addition, if a Fund is limited in its ability to sell illiquid investments during periods when shareholders are redeeming their shares, the Fund will need to sell liquid securities to meet redemption requests, and illiquid securities will become a larger portion of the Fund's holdings. During periods of market volatility, liquidity in the market for a Fund's shares may be impacted by the liquidity in the market for the underlying securities or other assets held by the Fund, which could lead to the Fund's shares trading at a premium or discount to the Fund's NAV.

Index-Related Risk. A Fund that tracks an Underlying Index seeks to achieve a return that corresponds generally to the price and yield performance, before fees and expenses, of its Underlying Index as published by the Index Provider. There is no assurance that the Index Provider or its agents will construct or calculate the Underlying Index accurately. While the Index Provider describes what the Underlying Index is designed to achieve, neither the Index Provider nor its agents provide any warranty or accept any liability regarding the quality, accuracy or completeness of the Underlying Index or its related data, and they do not guarantee that the Underlying Index will be in line with the Index Provider's methodology. BFA also does not provide any warranty or guarantee against the Index Provider's or any agent's errors.

The Index Provider may rely on various sources of information to assess the criteria of components of the Underlying Index, including information that may be based on assumptions and estimates. Neither a Fund nor BFA can offer assurances that the Index Provider's methodology or sources of information will provide an accurate assessment of included components or will result in the Fund meeting its investment objective. Errors in index data, index computations or the construction of an Underlying Index in accordance with its methodology may occur, and the Index Provider may not identify or correct them promptly or at all, particularly for indexes that are less commonly used as benchmarks. In addition, there may be heightened risks associated with the adequacy and reliability of information about emerging markets constituents, as such markets may have less information available or less regulatory oversight. Errors related to an Underlying Index may negatively or positively impact a Fund and its shareholders. For example, if the Underlying Index contains incorrect constituents, the Fund will have exposure to such constituents and will be underexposed to the Underlying Index's other constituents. Shareholders should understand that any gains from an Index Provider's errors will be kept by the Fund and its shareholders and any losses or costs from such errors will be borne by the Fund and its shareholders.

Unusual market conditions or other unforeseen circumstances (such as natural disasters, political unrest or war) may impact an Index Provider or a third-party data provider and could cause the Index Provider to postpone a scheduled rebalance to an Underlying Index. This could cause the Underlying Index to vary from its normal or expected composition. If a scheduled rebalance is postponed, index constituents that would otherwise be removed at the rebalance (due to, for example, changes in market capitalization or issuer credit ratings) may remain, causing the performance and constituents of the Underlying Index to vary from those expected under normal conditions. In addition, to the extent circumstances evolve between periodic index reviews and reconstitutions, an Underlying Index may include constituents that do not align with its objective or selection criteria, and the Fund tracking the Underlying Index may be similarly affected.

In addition to scheduled rebalances, an Index Provider or its agents may carry out ad hoc index rebalances due to reaching certain weighting constraints, unusual market conditions, corporate events, or corrections of errors. The relevant Fund will in turn rebalance its portfolio to attempt to increase the correlation between the portfolio and the Underlying Index. The Fund and its shareholders will directly bear any transaction costs and market exposure from such portfolio rebalancing. Therefore, index-related errors and ad hoc rebalances may increase a Fund's costs and tracking error.

Industrial Companies Risk. Industrial companies face a number of risks, including supply chain and distribution disruptions, business interruptions, third-party vendor risks, cyber attacks, trade disputes, product recalls, liability and environmental damage claims, scarcity of materials or parts, excess capacity, changes in consumer preferences, and volatility in commodity prices and currencies. The products of industrial companies may face obsolescence due to technological developments and new product introduction. Furthermore, changes in trade restrictions and tariffs as well as broader geopolitical developments could adversely affect industrial companies. These companies also may be significantly affected by domestic and international economic conditions, legislative and regulatory changes, and labor relations. Industrial companies may depend on public or private sector financing, which may become difficult to obtain due to government spending constraints or reduced availability of capital. Such companies may be unable to protect their intellectual property rights or may be liable for infringing the intellectual property rights of others.

Issuers with high carbon intensity or high switching costs associated with the transition to low carbon alternatives may be more impacted by climate transition risks. There may be increased impact on a Fund's performance to the extent that its investments are concentrated in locations that are more susceptible to adverse physical events.

Investment in Underlying Fund Risk. For a Fund that invests in an Underlying Fund, the Fund's investment performance and risks are likely to be directly related to those of the Underlying Fund. A Fund's NAV will change with changes in the value of an Underlying Fund and other assets that the Fund holds. The shares of an Underlying Fund may trade at a premium or discount to the Underlying Fund's NAV. Investors in a Fund that invests in an Underlying Fund will indirectly bear the expenses charged by the Underlying Fund, and an investment in the Fund may entail more expenses than a direct investment in the Underlying Fund (except to the extent that certain fees are waived by BFA). An investor in such a Fund may receive taxable gains from portfolio transactions by an Underlying Fund, as well as taxable gains from transactions in the shares of an Underlying Fund that are held by the Fund.

Issuer Risk. The performance of a Fund depends on the performance of individual securities or other assets to which the Fund has exposure. The value of securities or other assets may decline, or perform differently from the market as a whole, due to changes in the financial condition or credit rating of the issuer or counterparty.

Large-Capitalization Companies Risk. Large-capitalization companies may be less able than smaller-capitalization companies to adapt to changing market conditions and competitive challenges. Large-capitalization companies may be more mature and subject to more limited growth potential compared with smaller-capitalization companies. The performance of large-capitalization companies could trail the overall performance of the broader securities markets.

Large Shareholder and Large-Scale Redemption Risk. Certain shareholders of a Fund, including an Authorized Participant, a third-party investor, the Fund's adviser, an affiliate of the Fund's adviser, a market maker, or another entity, may from time to time own or manage a substantial amount of Fund shares or may hold their investment in the Fund for a limited period of time. These shareholders may also pledge or loan Fund shares (to secure financing or otherwise), which may result in the shares becoming concentrated in another party. There can be no assurance that any large shareholder or large group of shareholders would not redeem their investment or that the size of a Fund would be maintained. Redemptions of a large number of Fund shares may adversely affect a Fund's liquidity and net assets. To the extent a Fund permits redemptions in cash, these redemptions may force the Fund to sell portfolio securities or other assets when it might not otherwise do so, which may negatively impact the Fund's NAV, have a material effect on the market price of Fund shares, increase the Fund's brokerage costs, accelerate the realization of taxable income and/or capital gains, and cause the Fund to make taxable distributions to its shareholders earlier than the Fund otherwise would have. In addition, under certain circumstances, non-redeeming shareholders may be treated as receiving a disproportionately large taxable distribution during or with respect to such tax year. A Fund also may be required to sell its more liquid investments to meet a large redemption, in which case the Fund's remaining assets may be less liquid, more volatile, and more difficult to price.

To the extent these large shareholders transact in Fund shares on the secondary market, such transactions may account for a large percentage of the trading volume for Fund shares and may, therefore, have a material upward or downward effect on the market price of the shares. In addition, large purchases of Fund shares may adversely affect the Fund's performance to the extent that the Fund is delayed in investing new cash and is required to maintain a larger cash position than it ordinarily would, diluting its investment returns.

Low Volatility Risk. A low volatility strategy may underperform the broader market during periods of strong, rising or speculative stock prices. In addition, there is a risk that a Fund with such an investment strategy may experience more than minimum volatility. Securities in a Fund's portfolio may be subject to price volatility, and their prices may not be less volatile (and could be more volatile) than the market as a whole, which could adversely affect the Fund's NAV.

Management Risk. An index Fund invests in securities or other assets included in, or representative of, its Underlying Index, regardless of their investment merits. Such a Fund may be affected by a general decline in market segments related to its Underlying Index, and BFA generally does not attempt to invest the Fund's assets in defensive positions under any market conditions, including declining markets. Market disruptions and regulatory restrictions could have an adverse effect on a Fund's ability to adjust its exposure to the required levels in order to track its Underlying Index. Because BFA uses a representative sampling indexing strategy, a Fund will not fully replicate its Underlying Index and may hold securities or other assets not included in the Underlying Index. As a result, a Fund is subject to the risk that BFA's investment strategy, whose implementation is subject to a number of constraints, may not produce the intended results. There is no guarantee that a Fund's investment results will have a high degree of correlation to those of its Underlying Index or that a Fund will achieve its investment objective.

Market Risk. A Fund could lose money over short periods due to short-term market movements and over longer periods during more prolonged market downturns. The value of a financial instrument or other asset may decline due to changes in general market conditions, economic trends or events that are not specifically related to the particular instrument or asset, or factors that affect one or more issuers, counterparties, exchanges, countries or other geographic units, markets, industries, or asset classes. Local, regional or global events such as war, acts of terrorism, pandemics or other public health issues, recessions, the prospect or occurrence of a sovereign default or other financial crisis, or other events could have a significant impact on a Fund and its investments and could result in increased premiums or discounts to a Fund's NAV. Changes in market and economic conditions generally do not have the same impact on all types of instruments and assets.

Market Trading Risk. A Fund faces numerous market trading risks, any of which may lead to its shares trading in the secondary market at a premium or discount to NAV or to the intraday value of the Fund's portfolio holdings. If you buy Fund shares at a time when the market price is at a premium to NAV or sell Fund shares at a time when the market price is at a discount to the NAV, you may pay significantly more or receive significantly less than the underlying value of the Fund shares.

Absence of an Active Primary Market. Although Fund shares are listed for trading on one or more stock exchanges, there can be no assurance that an active primary trading market for Fund shares will develop or be maintained by market makers or Authorized Participants.

Secondary Listing Risks. A Fund's shares may be listed or traded on U.S. and non-U.S. stock exchanges other than the U.S. stock exchange where the Fund's primary listing is maintained. Fund shares also may be available to non-U.S. investors through funds or structured investment vehicles similar to depositary receipts. There can be no assurance that a Fund's shares will continue to trade on any such stock exchange or in any market or that a Fund's shares will continue to meet the requirements for exchange listing or market trading. A Fund's shares may be less actively traded in certain markets than in others, and investors are subject to the execution and settlement risks and market standards of the market where they or their broker direct their trades for execution. Certain information that is available to investors who trade Fund shares on a U.S. stock exchange during regular U.S. market hours may not be available to investors who trade in other markets, which may result in secondary market prices in such markets being less efficient.

Secondary Market Trading Risk. Shares of a Fund may trade in the secondary market at times when the Fund does not accept orders to create or redeem shares. At such times, shares may trade in the secondary market with more significant premiums or discounts to NAV than might be experienced at times when the Fund accepts creation and redemption orders. Securities held by a Fund may be traded in markets that close at a different time than an exchange on which Fund shares are traded. Liquidity in those securities may be reduced after the applicable closing time. As a result, during the time when the exchange is open but after the applicable market closing, fixing or settlement time, there may be wider bid/ask spreads on the exchange and a greater premium or discount to NAV.

In stressed market conditions, the market for a Fund's shares may become less liquid in response to deteriorating liquidity in the markets for the Fund's portfolio holdings, and an investor may be unable to sell their Fund shares.

Secondary market trading in Fund shares may be halted by a stock exchange because of market conditions or for other reasons. In times of extraordinary market volatility, Fund shares may be subject to trading halts pursuant to "circuit breaker" rules of a stock exchange or market. If there is a trading halt or unanticipated closure of an exchange or market, an investor may be unable to purchase or sell Fund shares. In addition, if trading in certain securities or financial instruments is restricted, this may disrupt a Fund's creation/redemption process, affect the price at which Fund shares trade in the secondary market, and result in a Fund being unable to trade certain securities or financial instruments. In such circumstances, a Fund may be unable to rebalance its portfolio or accurately price its portfolio holdings and may incur substantial trading losses.

Shares of a Fund, similar to shares of other issuers listed on a stock exchange, may be sold short and are therefore subject to the risk of increased volatility and price decreases associated with being sold short. In addition, trading activity in derivative products based on a Fund may lead to increased trading volume and volatility in the secondary market for the shares of the Fund.

Fund Shares May Trade at Prices Other Than NAV. Shares of a Fund trade on stock exchanges at prices at, above or below the Fund's most recent NAV. A Fund's NAV is calculated at the end of each business day and fluctuates with changes in the market value of the Fund's

portfolio holdings. The trading price of a Fund's shares fluctuates throughout trading hours based on both market supply of and demand for Fund shares and the underlying value of the Fund's portfolio holdings or NAV. As a result, the trading prices of a Fund's shares may deviate significantly from NAV during times of market volatility, significant redemption requests, or other unusual market conditions

However, because Fund shares can be created and redeemed in Creation Units at NAV, BFA believes that large discounts or premiums to a Fund's NAV are not likely to be sustained over the long term (unlike shares of many closed-end funds, which frequently trade at appreciable discounts from, and sometimes at premiums to, their NAVs). While the creation/redemption feature is designed to make it more likely that a Fund's shares normally will trade on stock exchanges at prices close to the Fund's next calculated NAV, exchange prices are not expected to correlate exactly with the Fund's NAV due to timing reasons, supply and demand imbalances and other factors. In addition, disruptions to creations and redemptions, including disruptions at market makers, Authorized Participants, or other market participants, and during periods of significant market volatility, may result in trading prices for shares of a Fund that differ significantly from its NAV. Authorized Participants may be less willing to create or redeem a Fund's shares if there is a lack of an active market for such shares or the Fund's underlying investments, which may contribute to the Fund's shares trading at a premium or discount to NAV.

Costs of Buying or Selling Fund Shares. Buying or selling Fund shares on an exchange involves two types of costs that apply to all securities transactions. When buying or selling Fund shares through a broker, you will likely incur a brokerage commission and other charges. In addition, you may incur the cost of the "spread," which is the difference between what investors are willing to pay for Fund shares (the "bid" price) and the price at which they are willing to sell Fund shares (the "ask" price). The spread varies over time for Fund shares based on trading volume and market liquidity. It is generally narrower if a Fund has more trading volume and market liquidity and wider if a Fund has less trading volume and market liquidity. Increased market volatility also may cause wider spreads. In addition, there may be regulatory and other charges that are incurred as a result of trading activity. Because of the costs inherent in buying or selling Fund shares, frequent trading may detract significantly from investment results, and an investment in Fund shares may not be advisable for investors who anticipate regularly making small investments through a brokerage account.

Materials Companies Risk. The materials sector tends to be closely tied to the economic cycle and can be significantly affected by supply-demand dynamics. Materials companies may be adversely affected by commodity price volatility, exchange rate fluctuations, social and political unrest, war, import and export controls, supply chain disruption, increased competition, depletion of resources, technical advances, labor relations, litigation and government regulations, among other factors. Materials companies are at risk of liability for environmental damage and product liability claims and may incur significant costs in complying with environmental laws.

Mid-Capitalization Companies Risk. Investments in mid-capitalization companies may be riskier, less liquid, more volatile and more susceptible to economic, market and industry changes than investments in large-capitalization companies. Mid-capitalization companies may have more limited product lines, markets, financial resources and management experience. As a result, they generally are more vulnerable than large-capitalization companies to adverse business and economic developments. Mid-capitalization companies may have a shorter business track record, with relatively less information available to investors. The securities of mid-sized companies may trade less frequently and in smaller volumes than the securities of larger companies.

Middle Eastern Economic Risk. Many Middle Eastern countries have little or no democratic tradition, and the political and legal systems in such countries may adversely impact the companies in which the Fund invests and, as a result, the value of the Fund. Middle Eastern governments have exercised and continue to exercise substantial influence over many aspects of the private sector. Many economies in the Middle East are highly reliant on income from the sale of oil and natural gas or trade with countries involved in the sale of oil and natural gas, and their economies are therefore vulnerable to changes in the market for oil and natural gas and foreign currency values. As global demand for oil and natural gas fluctuates, many Middle Eastern economies may be significantly impacted. A sustained decrease in commodity prices could have a significant negative impact on all aspects of the economy in the region. Middle Eastern economies may be subject to acts of terrorism, political strife, religious, ethnic or socioeconomic unrest and sudden outbreaks of hostilities with neighboring countries.

Certain Middle Eastern countries have strained relations with other Middle Eastern countries due to territorial disputes, historical animosities, international alliances, religious tensions or defense concerns, which may adversely affect the economies of these countries. Certain Middle Eastern countries experience significant unemployment, as well as widespread underemployment.

Many Middle Eastern countries periodically have experienced political, economic and social unrest as protestors have called for widespread reform. Some of these protests have resulted in a governmental regime change, internal conflict or civil war. If further regime changes were to occur, internal conflict were to intensify, or a civil war were to continue in any of these countries, such instability could adversely affect the economies of Middle Eastern countries in which the Fund invests and could decrease the value of the Fund's investments.

National Closed Market Trading Risk. To the extent that securities or other assets held by a Fund trade on foreign exchanges or in foreign markets that may be closed when the securities exchange on which the Fund's shares trade is open, there are likely to be deviations between such asset's current price and its last quoted price (*i.e.*, the quote from the closed foreign market to the Fund). The impact of a closed foreign market on a Fund is likely to be greater where a large portion of the Fund's holdings trade on a closed foreign market or when a foreign market is closed for unscheduled reasons. These deviations could result in premiums or discounts to a Fund's NAV that may be greater than those experienced by other funds.

Non-Diversification Risk. A Fund that is classified as "non-diversified" may invest a greater percentage of its assets in securities or other instruments representing a small number of issuers or counterparties, compared with funds that are classified as "diversified." A non-diversified Fund thus may be more susceptible to the risks associated with these particular issuers or counterparties. The gains and losses

on such holdings may have a greater impact on a non-diversified Fund's performance than they would on the performance of a diversified Fund, and a non-diversified Fund's NAV may be more volatile.

Non-U.S. Securities Risk. Securities issued by non-U.S. issuers (including depositary receipts) are subject to different legal, regulatory, political, economic, and market risks than securities issued by U.S. issuers. To the extent that a Fund makes investments in a limited number of countries, events in those countries will have a more significant impact on the Fund. The risks of investing in non-U.S. securities include the following, any of which may have an adverse impact on a Fund:

- Less liquid markets, which may make valuing securities more difficult;
- Greater market volatility;
- Government intervention in issuers' operations or structure;
- Government expropriation or nationalization of assets;
- Exchange rate fluctuations and exchange controls;
- Limitations on foreign ownership of securities;
- Imposition of withholding or other taxes;
- Restrictions on the repatriation of capital;
- Higher transaction and custody costs;
- Foreign market trading hours, different clearing and settlement procedures, and holiday schedules, which may limit a Fund's ability to engage in portfolio transactions;
- Less regulation of the securities and other financial markets;
- Less availability of public information about issuers;
- Weaker accounting, audit, disclosure and financial reporting requirements and the risk of being delisted from U.S. exchanges;
- Difficulties in enforcing contractual obligations; and
- Legal principals relating to corporate governance, directors' fiduciary duties and liabilities, and shareholder rights that are less robust than those that apply in the U.S.

Withholding Tax Reclaims Risk. A Fund that holds non-U.S. securities may file claims to recover withholding tax on dividend and interest income (if any) received from issuers in certain countries where such withholding tax reclaim is possible. Whether or when a Fund will receive a withholding tax refund is within the control of the tax authorities in such countries. Where a Fund expects to recover withholding tax based on a continuous assessment of the probability of recovery, the Fund's NAV generally includes accruals for such tax refunds. Funds continue to evaluate tax developments for potential impact to the probability of recovery. If the likelihood of receiving a tax refund materially decreases, such as due to a change in tax regulation or approach, accruals in a Fund's NAV for such refunds may be written down partially or in full, which will adversely affect the Fund's NAV. Investors in a Fund at the time when an accrual is written down will bear the impact of any resulting reduction in NAV regardless of whether they were investors during the accrual period. Conversely, if a Fund receives a tax refund that was not previously accrued, investors in the Fund at the time the claim is successful will benefit from any resulting increase in the Fund's NAV. Investors who sold their shares prior to such time will not benefit from any such NAV increase.

North American Economic Risk. A decrease in imports or exports, changes in trade regulations or an economic recession in any North American country can have a significant economic effect on the entire North American region and on some or all of the North American countries in which the Fund invests.

The U.S. is Canada's and Mexico's largest trading and investment partner. The Canadian and Mexican economies are significantly affected by developments in the U.S. economy. Since the implementation of the North American Free Trade Agreement ("NAFTA") in 1994 among Canada, the U.S. and Mexico, total merchandise trade among the three countries has increased. However, political developments including the implementation of tariffs by the U.S. and the renegotiation of NAFTA in the form of the United States-Mexico-Canada Agreement ("USMCA"), which replaced NAFTA on July 1, 2020, could negatively affect North America's economic outlook and, as a result, the value of securities held by a Fund. Policy and legislative changes in one country may have a significant effect on North American markets generally, as well as on the value of certain securities held by a Fund.

Operational Risk. Each Fund is exposed to operational risks arising from a number of factors, including, but not limited to, human error, processing and communication errors, errors of the Fund's service providers, counterparties or other third parties, failed or inadequate processes and technology or systems failures. Each Fund and BFA seek to reduce these operational risks through controls and procedures. However, these measures do not address every possible risk and may be inadequate to address significant operational risks.

Real Estate Companies Risk. Real estate companies, which include real estate investment trusts, real estate holding and operating companies, and real estate management or development companies, expose investors to the risks of owning real estate directly as well as to the risks from the way that such companies operate. Real estate companies and property values may be adversely affected by regulations and other governmental actions, including tax increases, zoning changes and other usage restrictions, environmental regulations, regulatory limitations on rent or eviction, and eminent domain.

Real estate is highly sensitive to general and local economic conditions and can be subject to intense competition and periodic overbuilding. Real estate companies may own a limited number of properties and concentrate their investments in a particular geographic region, industry or property type. Economic downturns or other adverse events (e.g., natural disasters) that affect a particular region, industry or property type may lead to decreases in property values, leasing declines and defaults by borrowers or tenants. In the event of a default, a real estate company may experience substantial delays and costs in enforcing its rights with respect to the property and protecting its investment. In addition, because real estate is relatively illiquid, a company may be constrained in its ability to diversify or liquidate its investments in response to economic conditions or other events.

Real estate companies may depend on the management skills of a few key individuals and may have limited financial resources. They may be highly leveraged, which can magnify losses, and interest rate increases can make it difficult for them, as well as borrowers and tenants, to obtain debt financing and meet payment obligations. Declining interest rates could result in increased prepayment on loans and require redeployment of capital in less desirable investments.

Certain real estate companies, such as REITs, could fail to qualify for favorable tax or regulatory treatment, which could produce adverse economic consequences for the company and its investors, including a Fund.

Reliance on Trading Partners Risk. Economies in emerging market countries generally are heavily dependent upon commodity prices and international trade. Accordingly, these countries have been, and may continue to be, affected adversely by the economies of their trading partners, trade barriers, exchange controls or managed adjustments in relative currency values and may suffer from extreme and volatile debt burdens or inflation rates. These countries may be subject to other protectionist measures imposed or negotiated by the countries with which they trade, including the imposition of tariffs by the U.S. or other importing countries.

Risk of Investing in Brazil. Investing in Brazilian issuers involves legal, regulatory, political, currency, security, and economic risks that are specific to Brazil. Agricultural and mining exports are important to the Brazilian economy, which thus is susceptible to fluctuations in the commodity markets. Brazilian issuers may be subject to regulatory and economic interventions by the government, including the imposition of wage and price controls and the limitation of imports. Brazil has experienced high levels of outstanding government debt and high inflation, which could constrain economic growth. Due to increasing polarization and growing inequality, Brazil may face heightened risks of political instability, which could exacerbate structural economic risks. The economy of Brazil has been negatively affected by corruption scandals involving private companies and government officials, which have led to sanctions against firms as well as political upsets and sudden leadership changes. The Brazilian economy depends on trading with key trading partners, including China, the U.S., Russia and certain European countries. Reduced spending by any of these trading partners on Brazilian products and services, or negative changes in any of these economies, may have an adverse impact on the Brazilian economy.

Risk of Investing in Chile. Investment in Chilean issuers involves risks that are specific to Chile, including, legal, regulatory, political, currency, environmental and economic risks. Chile's economy is export-dependent and relies heavily on trading relationships with certain key trading partners, including China and the U.S. Future changes in the price or the demand for Chilean exported products by Chile's trading partners, changes in these countries' economies, trade regulations or currency exchange rates could adversely impact the Chilean economy and the issuers to which the Fund has exposure.

Risk of Investing in China. Investments in Chinese securities, including certain Hong Kong-listed and U.S.-listed securities, subject a Fund to risks specific to China. The Chinese economy is subject to a considerable degree of economic, political and social instability.

Political and Social Risk. The Chinese government is authoritarian and has periodically used force to suppress civil dissent. Disparities of wealth and the pace of economic liberalization may lead to social turmoil, violence and labor unrest. In addition, China continues to experience disagreements related to integration with Hong Kong and religious and nationalist disputes in Tibet and Xinjiang. There is also a greater risk in China than in many other countries of currency fluctuations, currency non-convertibility, interest rate fluctuations and higher rates of inflation as a result of internal social unrest or conflicts with other countries. Unanticipated political or social developments may result in sudden and significant investment losses. China's growing income inequality, rapidly aging population and significant environmental issues also are factors that may affect the Chinese economy.

Government Control and Regulations. The Chinese government has implemented significant economic reforms in order to liberalize trade policy, promote foreign investment in the economy, reduce government control of the economy and develop market mechanisms. However, government control over certain sectors or enterprises and significant regulation of investment and industry is still pervasive, including restrictions on investment in companies or industries deemed to be sensitive to particular national interests, trading of securities of Chinese issuers, foreign ownership of Chinese corporations and/or the repatriation of assets by foreign investors. Limitations or restrictions on foreign ownership of securities may have adverse effects on the liquidity and performance of the Fund and could lead to higher tracking error. Chinese government intervention in the market may have a negative impact on market sentiment, which may in turn affect the performance of the Chinese economy and the Fund's investments. Chinese government intervention in the market may have a negative impact on market sentiment, which may in turn affect the performance of the Chinese economy and the Fund's investments. Chinese markets generally continue to experience inefficiency, volatility and pricing anomalies that may be connected to governmental influence, lack of publicly available information, and political and social instability. Chinese companies, such as those in the financial services or technology sectors, and potentially other sectors are also subject to the risk that Chinese authorities can intervene in their operations and structure, which may negatively affect the value of a Fund's investments.

Economic Risk. The Chinese economy may be adversely affected by, among other things, a deterioration in global demand for Chinese exports or a contraction in spending on domestic goods by Chinese consumers. In addition, China may experience substantial rates of inflation, significant indebtedness or economic recessions, which would have a negative effect on its economy and securities market. Delays in enterprise restructuring, slow development of well-functioning financial markets and widespread corruption have also hindered the performance of the Chinese economy. China continues to receive substantial pressure from trading partners to liberalize official currency exchange rates. Reduction in spending on Chinese products and services, institution of additional tariffs or other trade barriers (including as a result of heightened trade tensions between China and the U.S. or in response to actual or alleged Chinese cyber activity) or a downturn in any of the economies of China's key trading partners may have an adverse impact on the Chinese economy and the Chinese issuers of securities in which the Fund invests. For example, the U.S. has added certain foreign technology companies to the U.S. Department of Commerce's Bureau of Industry and Security's "Entity List," which is a list of companies believed to pose a national security risk to the U.S. Actions like these may have unanticipated and disruptive effects on the Chinese economy. Any such response that targets Chinese financial markets or securities exchanges could interfere with orderly trading, delay settlement or cause market disruptions.

Expropriation Risk. The Chinese government maintains a major role in economic policymaking, and investing in China involves risk of loss due to expropriation, nationalization, confiscation of assets and property or the imposition of restrictions on foreign investments and on repatriation of capital invested.

Security Risk. China has strained international relations with Taiwan, Japan, India, Russia and other neighbors due to territorial disputes, historical animosities, defense concerns and other security concerns. China has a complex territorial dispute regarding the sovereignty of Taiwan and has pledged to take control of Taiwan, including by force if necessary. The Chinese military has conducted military drills around Taiwan in connection with China's claim to Taiwan. Taiwan-based companies and individuals are significant investors in China. These tensions between Taiwan and China may adversely affect the Chinese economy. Additionally, China is alleged to have participated in state-sponsored cyberattacks against foreign companies and foreign governments. Actual and threatened responses to such activity and strained international relations, including purchasing restrictions, sanctions, tariffs or cyberattacks on the Chinese government or Chinese companies, may impact China's economy and Chinese issuers of securities in which the Fund invests. Relations between China's Han ethnic majority and other ethnic groups in China, including Tibetans and Uighurs, are also strained and have been marked by protests and violence. These situations may cause uncertainty in the Chinese market and may adversely affect the Chinese economy. In addition, conflict on the Korean Peninsula could adversely affect the Chinese economy. Such risks, among others, may adversely affect the value of the Fund's investments.

Chinese Equity Markets. The Fund invests in Chinese securities, including H-shares, A-shares, B-shares, Red-Chips and/or P-Chips. The issuance of B-shares and H-shares by Chinese companies and the ability to obtain a "back-door listing" through Red-Chips or P-Chips is still regarded by the Chinese authorities as an experiment in economic reform. "Back-door listing" is a means by which a mainland Chinese company issues Red-Chips or P-Chips to obtain quick access to international listing and international capital. These share mechanisms are subject to the political and economic policies in China.

Hong Kong Political Risk. Hong Kong reverted to Chinese sovereignty on July 1, 1997 as a Special Administrative Region ("SAR") of the People's Republic of China ("PRC") under the principle of "one country, two systems." Although China is obligated to maintain the current capitalist economic and social system of Hong Kong through June 30, 2047, the continuation of economic and social freedoms enjoyed in Hong Kong is dependent on the government of China. Since 1997, there have been tensions between the Chinese government and many people in Hong Kong who perceive China as tightening control over Hong Kong's semi-autonomous liberal political, economic, legal and social framework. Recent protests and unrest have increased tensions even further. Due to the interconnected nature of the Hong Kong and Chinese economies, this instability in Hong Kong may cause uncertainty in the Hong Kong and Chinese markets. In addition, the Hong Kong dollar trades at a fixed exchange rate in relation to (or is "pegged" to) the U.S. dollar, which has contributed to the growth and stability of the Hong Kong economy. However, it is uncertain how long the currency peg will continue or what effect the establishment of an alternative exchange rate system would have on the Hong Kong economy. Because the Fund's NAV is denominated in U.S. dollars, the establishment of an alternative exchange rate system could result in a decline in the Fund's NAV.

Limited Information and Legal Remedies. Chinese companies, including Chinese companies that are listed on U.S. exchanges, are not subject to the same degree of regulatory requirements, accounting standards or auditor oversight as companies in more developed countries. As a result, information about the Chinese securities in which the Fund invests may be less reliable or complete. Chinese companies with securities listed on U.S. exchanges may be delisted if they do not meet U.S. accounting standards and auditor oversight requirements, which would significantly decrease the liquidity and value of the securities. There may be significant obstacles to obtaining information necessary for investigations into or litigation against Chinese companies, and shareholders may have limited legal remedies. The Funds do not select investments based on investor protection considerations.

Risk of Investing in Developed Countries. Investment in developed country issuers will subject the Fund to legal, regulatory, political, currency, security, economic and other risks associated with developed countries. Developed countries generally tend to rely on services sectors (e.g., the financial services sector) as the primary means of economic growth. A prolonged slowdown in one or more services sectors is likely to have a negative impact on economies of certain developed countries, although economies of individual developed countries can be impacted by slowdowns in other sectors. In the past, certain developed countries have been targets of terrorism, and some geographic areas in which the Fund invests have experienced strained international relations due to territorial disputes, historical animosities, defense concerns and other security concerns. These situations may cause uncertainty in the financial markets in these countries or geographic areas and may adversely affect the performance of the issuers to which the Fund has exposure. Heavy regulation of certain markets,

including labor and product markets, may have an adverse effect on certain issuers. Such regulations may negatively affect economic growth or cause prolonged periods of recession. Many developed countries are heavily indebted and face rising healthcare and retirement expenses. In addition, price fluctuations of certain commodities and regulations impacting the import of commodities may negatively affect developed country economies.

Risk of Investing in Emerging Markets. Investments in emerging market issuers are subject to a greater risk of loss than investments in issuers located or operating in more developed markets. This is due to, among other things, the potential for greater market volatility, lower trading volume, higher levels of inflation, social, political or economic instability, greater risk of a market shutdown and more governmental limitations on foreign investments in emerging market countries than are typically found in more developed markets.

Some countries in which the Fund may invest may experience economic instability, including instability resulting from substantial rates of inflation or significant devaluations of their currency, or economic recessions, which would have a negative effect on the economies and securities markets of their economies. Some of these countries may also impose restrictions on the exchange or export of currency or adverse currency exchange rates and may be characterized by a lack of available currency hedging instruments.

Disparities of wealth, the pace and success of democratization and ethnic, religious and racial disaffection, among other factors, may exacerbate social unrest, violence and labor unrest in some of the countries in which the Fund may invest. Unanticipated or sudden political or social developments may result in sudden and significant investment losses.

Companies in many emerging markets are not subject to the same degree of regulatory requirements, accounting standards or auditor oversight as companies in more developed countries, and as a result, information about the securities in which the Fund invests may be less reliable or complete. Moreover, emerging markets often have less reliable securities valuations and greater risks associated with custody of securities than developed markets. There may be significant obstacles to obtaining information necessary for investigations into or litigation against companies and shareholders may have limited legal remedies. The Fund does not select investments based on investor protection considerations.

In addition, emerging markets often have greater risk of capital controls through such measures as taxes or interest rate control than developed markets. Certain emerging market countries may also lack the infrastructure necessary to attract large amounts of foreign trade and investment. While certain funds do not invest directly in Chinese securities, many emerging market companies included in an Underlying Index are exposed to the risks of the Chinese economy. Chronic structural public sector deficits in some countries in which the Fund may invest may adversely impact securities held by the Fund.

Local securities markets in emerging market countries may trade a small number of securities and may be unable to respond effectively to changes in trading volume, potentially making prompt liquidation of holdings difficult or impossible at times. Settlement procedures in emerging market countries are frequently less developed and reliable than those in the U.S. (and other developed countries). In addition, significant delays may occur in certain markets in registering the transfer of securities. Settlement or registration problems may make it more difficult for the Fund to value its portfolio securities and could have an adverse effect on the Fund in seeking to achieve its investment objective.

There could be additional impacts on the value of the Fund as a result of sustainability risks, in particular those caused by environmental changes related to climate change, social issues (including relating to labor rights) and governance risk (including but not limited to risks around board independence, ownership and control, or audit and tax management). Additionally, disclosures or third-party data coverage associated with sustainability risks is generally less available or transparent in these markets.

Investing in emerging market countries involves a higher risk of loss due to expropriation, nationalization, confiscation of assets and property or the imposition of restrictions on foreign investments and on repatriation of capital invested in certain emerging market countries. As a result, investments in certain countries in which the Fund may invest may be subject to loss due to expropriation or nationalization of assets and property or the imposition of restrictions on foreign investments and repatriation of capital.

Risk of Investing in India. India is an emerging market country and exhibits significantly greater market volatility from time to time in comparison to more developed markets. Political and legal uncertainty, greater government control over the economy, currency fluctuations or blockage, and the risk of nationalization or expropriation of assets may result in higher potential for losses.

Moreover, governmental actions can have a significant effect on the economic conditions in India, which could adversely affect the value and liquidity of a Fund's investments. In November 2016, the Indian government eliminated certain large denomination cash notes as legal tender, causing uncertainty in certain financial markets. The securities markets in India are comparatively underdeveloped, and stockbrokers and other intermediaries may not perform as well as their counterparts in the U.S. and other more developed securities markets. The limited liquidity of the Indian securities markets may also affect the Fund's ability to acquire or dispose of securities at the price and time that it desires.

Global factors and foreign actions may inhibit the flow of foreign capital on which India is dependent to sustain its growth. In addition, the Reserve Bank of India ("RBI") has imposed limits on foreign ownership of Indian securities, which may decrease the liquidity of a Fund's portfolio and result in extreme volatility in the prices of Indian securities. These factors, coupled with the lack of extensive accounting, auditing and financial reporting standards and practices, as compared to the U.S., may increase a Fund's risk of loss.

Further, certain Indian regulatory approvals, including approvals from the Securities and Exchange Board of India (“SEBI”), the RBI, the central government and the tax authorities (to the extent that tax benefits need to be utilized), may be required before the Fund can make investments in the securities of Indian companies. Capital gains from Indian securities may be subject to local taxation.

Risk of Investing in Mexico. Investing in Mexican issuers subjects a Fund to legal, regulatory, political, economic, currency, geographic and security risks that are specific to Mexico. Mexico’s economy depends heavily on trading with the United States and certain Latin American countries and is vulnerable to changes in demand from these key trading partners, particularly the U.S. Economic downturns, political instability or policy changes in these partners could have an adverse effect on the Mexican economy. Mexico’s fiscal health is highly sensitive to oil prices and the struggles of the state-owned oil company, Pemex, which provides a significant amount of tax revenue. Other risks facing the Mexican economy include elevated public budget deficits, socioeconomic inequality and violence related to drug and organized crime activities. Mexico is also vulnerable to natural disasters.

Risk of Investing in Russia. Investing in Russian securities involves significant risks, in addition to those described under “Risk of Investing in Emerging Markets” and “Non-U.S. Securities Risk,” that are not typically associated with investing in U.S. securities, including:

- The risk of delays in settling portfolio transactions and the risk of loss arising out of the system of share registration and custody used in Russia;
- Risks in connection with the maintenance of a Fund’s portfolio securities and cash with foreign sub-custodians and securities depositories, including the risk that appropriate sub-custody arrangements will not be available to a Fund;
- The risk that a Fund’s ownership rights in portfolio securities could be lost through fraud or negligence because ownership in shares of Russian companies is recorded by the companies themselves and by registrars, rather than by a central registration system;
- The risk that a Fund may not be able to pursue claims on behalf of its shareholders because of the system of share registration and custody, and because Russian banking institutions and registrars are not guaranteed by the Russian government; and
- The risk that various responses by other nation-states to alleged Russian cyber activity will impact Russia’s economy and Russian issuers of securities in which a Fund invests.

Russian invasion of Ukraine. Russia launched a large-scale invasion of Ukraine on February 24, 2022. The extent and duration of the military action, resulting sanctions and resulting future market disruptions, including declines in its stock markets and the value of the ruble against the U.S. dollar, are impossible to predict, but could be significant. Disruptions caused by Russian military action or other actions (including cyberattacks and espionage) or resulting actual and threatened responses to such activity, including purchasing and financing restrictions, boycotts or changes in consumer or purchaser preferences, sanctions, import and export restrictions, tariffs or cyberattacks on the Russian government, Russian companies or Russian individuals, including politicians, may impact Russia’s economy, Russian issuers of securities in which a Fund invests, or the economies of Europe as a whole. Actual and threatened responses to Russian military action may also impact the markets for certain Russian commodities, such as oil and natural gas, as well as other sectors of the Russian economy, and are likely to have collateral impacts on such sectors across Europe and globally.

Russia Sanctions. Governments, including the U.S., the E.U., the U.K., and many other countries (collectively, the “Sanctioning Bodies”) have imposed economic sanctions on certain Russian individuals, including politicians, and Russian corporate and banking entities, including banning Russia from global payments systems that facilitate cross-border payments. In an effort to curtail Russia’s ability to finance its war effort, the Sanctioning Bodies continue to elevate these measures and may, going forward, institute broader sanctions on Russia. These sanctions, or even the threat of further sanctions, may result in the decline of the value and liquidity of Russian securities, a weakening of the ruble or other adverse consequences to the Russian economy. These sanctions could also result in the immediate freeze of Russian securities and/or funds invested in prohibited assets, impairing the ability of a Fund to buy, sell, receive or deliver those securities and/or assets.

The sanctions against certain Russian issuers include broad asset freezes and prohibitions on transacting or otherwise dealing in select issuances of debt or equity of such issuers, among others. Compliance with each of these sanctions measures has impaired, and may continue to impair, the ability of a Fund to buy, sell, hold, receive or deliver the affected securities or other securities of such issuers. A Fund may also be legally required to block (i.e., freeze) assets in a blocked account and report the accompanying exposure to Sanctioning Bodies.

Sanctions have resulted in Russia taking counter measures or retaliatory actions, which has impaired the value and liquidity of Russian securities. These retaliatory measures include the immediate freeze of Russian assets held by a Fund. Due to the freeze of these assets, including depository receipts, a Fund may need to liquidate non-restricted assets in order to satisfy any Fund redemption orders. The liquidation of Fund assets during this time may also result in the Fund receiving substantially lower prices for its securities. Russia may implement additional retaliatory measures, which may further impair the value and liquidity of Russian securities and the ability of a Fund to receive dividend payments. Russia has issued a number of countersanctions, some of which restrict the distribution of profits by limited liability companies (e.g., dividends), and prohibits Russian persons from entering into transactions with designated persons from “unfriendly states” as well as the export of raw materials or other products from Russia to certain sanctioned persons. Russian companies may be unable to pay dividends and, if they pay dividends, a Fund may be unable to receive them.

These sanctions, the decision by Russia to suspend trading on the Moscow Exchange (MOEX) and prohibit non-resident investors from executing security sales, and other events have led index providers to remove Russian securities from indexes. Each Fund is currently restricted from trading in Russian securities, including those in its portfolio (if any), and the Underlying Indexes have removed Russian securities (if any). This disparity will also lead to increased tracking error. The inability of a Fund to trade in Russian securities may adversely

affect the Fund's ability to meet its investment objective. It is unknown when, or if, sanctions may be lifted or a Fund's ability to trade in Russian securities will resume.

Risk of Investing in Saudi Arabia. Investing in Saudi Arabian issuers involves legal, regulatory, political, currency, security, and economic risks that are specific to Saudi Arabia. Saudi Arabia is highly reliant on income from the sale of petroleum and trade with other countries involved in the sale of petroleum, and its economy is therefore vulnerable to changes in foreign currency values and the petroleum market. A sustained decrease in petroleum prices could have a negative impact on all aspects of the economy. In addition, Saudi Arabia's economy relies heavily on cheap, foreign labor, and changes in the availability of this labor supply could have an adverse effect on the economy.

Investments in the securities of Saudi Arabian issuers involve risks not typically associated with investments in securities of issuers in more developed countries, which may negatively affect the value of a Fund's investments. Such heightened risks may include, among others, the expropriation and/or nationalization of assets, restrictions on and government intervention in international trade, confiscatory taxation, political instability, including authoritarian and/or military involvement in governmental decision-making, armed conflict, crime and instability as a result of religious, ethnic and/or socioeconomic unrest. The government of Saudi Arabia exercises substantial influence over many aspects of the private sector, and its actions could significantly impact the value of Saudi Arabian securities. Although some economic reforms (e.g., privatization) are underway, restrictions on foreign ownership persist, and the government has an ownership stake in many key industries. Saudi Arabia has experienced strained relations with economic partners worldwide, including other countries in the Middle East, due to geopolitical events. Economic sanctions (or the threat of them) on Saudi Arabian individuals or Saudi Arabian corporate entities may have an adverse impact on the Saudi Arabian economy and securities.

The ability of foreign investors to invest in the securities of Saudi Arabian issuers could be restricted by the Saudi Arabian government at any time, and unforeseen risks could materialize with respect to foreign ownership of such securities. In addition, the Saudi Arabian government places investment limitations on the ownership of Saudi Arabian issuers by foreign investors. Such limits may prevent a Fund from investing in accordance with its strategy and result in tracking error for a Fund that tracks an index.

Saudi Arabia Broker Risk. There are a number of ways to conduct transactions in equity securities in the Saudi Arabian market. A Fund generally expects to transact in a manner so that it is not limited by Saudi Arabian regulations to a single broker. However, there may be a limited number of brokers who can provide services to a Fund, which may have an adverse impact on the prices, quantity or timing of Fund transactions. A limited number of brokers may impact a Fund's ability to achieve best execution on transactions. In addition, a Fund may be more susceptible to credit loss or trading disruptions in the event of a default or business disruption among the available brokers. If a Fund's use of a broker is disrupted, there could be an adverse impact on the Fund's operations and, if applicable, its ability to track the Underlying Index, and the Fund's shares could trade at a premium or discount to NAV. A Fund may also incur losses due to the acts or omissions of its brokers in the execution or settlement of transactions or in the transfer of funds or securities.

Risk of Investing in South Africa. South Africa's two-tiered economy, with one rivaling developed countries and the other exhibiting many characteristics of developing countries, is characterized by uneven distribution of wealth and income and high rates of unemployment. Although economic reforms have been enacted to promote growth and foreign investments, there can be no assurance that these programs will achieve the desired results. In addition, South Africa's inadequate currency reserves have left its currency vulnerable, at times, to devaluation. Despite significant reform and privatization, the South African government continues to control a large share of South African economic activity. Heavy regulation of labor and product markets is pervasive and may stifle South African economic growth or cause prolonged periods of recession. The agriculture and mining sectors of South Africa's economy account for a large portion of its exports, and thus the South African economy is susceptible to fluctuations in these commodity markets. In recent years, an unstable electricity supply in South Africa has stifled economic growth, which may adversely affect the value of the Fund's investments.

Risk of Investing in Taiwan. Investments in Taiwanese issuers will subject the Fund to legal, regulatory, political, currency and economic risks that are specific to Taiwan. Specifically, Taiwan's geographic proximity and history of political contention with China have resulted in ongoing tensions between the two countries. These tensions may materially affect the Taiwanese economy and its securities market. Taiwan's economy is export-oriented, so it depends on an open world trade regime and remains vulnerable to fluctuations in the world economy. Rising labor costs and increasing environmental consciousness have led some labor-intensive industries to relocate to countries with cheaper work forces, and continued labor outsourcing may adversely affect the Taiwanese economy.

Risk of Investing in the U.S. Investing in U.S. issuers involves legal, regulatory, political, currency, security, and economic risks that are specific to the U.S. A decrease in imports or exports, changes in trade regulations, inflation, an economic recession, financial system stress, or political turmoil, among other risks, may have an adverse effect on the U.S. economy and the securities listed on U.S. exchanges. The U.S. is also subject to the risk of natural disasters, such as droughts, earthquakes, fires and floods. U.S. security risks include acts of terrorism, internal unrest and a deterioration in relations between the U.S. and certain countries. Any of these may adversely affect the U.S. economy, financial markets or issuers.

Governmental agencies project that the U.S. will maintain elevated public debt levels for the foreseeable future. Although elevated debt levels do not necessarily indicate or cause economic problems, the costs of servicing such debt may constrain future economic growth. Circumstances could arise that could prevent the timely payment of interest or principal on U.S. government debt, such as reaching the legislative "debt ceiling." Such non-payment would result in substantial negative consequences for the U.S. economy and the global financial system.

Risk of Investing in Turkey. Investment in Turkish issuers involves risks that are specific to Turkey, including legal, regulatory, political, currency, security and economic risks. The Turkish economy continues to experience certain significant economic weaknesses, such as currency depreciation and its relatively high current account deficit, which it may finance by borrowing through volatile, short-term instruments. Such instruments may be valued in currencies other than the Turkish lira and thus may be difficult for Turkey to repay if it has insufficient foreign currency reserves. With few of its own natural resources, the Turkish economy is import-dependent. The Turkish economy is dependent upon exports to other economies, and any change in the price or demand for Turkish exports may have an adverse impact on the Turkish economy. Turkey has experienced strained relations with certain economic partners, including the U.S. and certain EU countries, over geopolitical matters. Any economic sanctions on Turkish individuals or Turkish corporate entities, or even the threat of sanctions, could result in a decline in the value and liquidity of Turkish securities, a weakening of the Turkish lira or other adverse consequences to the Turkish economy. Turkey has historically experienced acts of terrorism and strained relations related to border disputes with certain neighboring countries. The continuation of the conflict on the Turkish-Syrian border, for example, could have an adverse impact on the Turkish economy. Turkey has also experienced strained relations with other countries in the Middle East, including Saudi Arabia, due to geopolitical events. Historically, Turkey's national politics have been unpredictable and subject to influence by the military or political intervention in the economy, and its government may be subject to sudden change. Disparities of wealth, the pace and success of democratization and capital markets development, religious and racial disaffection and separatist movements have also led to social and political unrest and conflict. Unanticipated or sudden political, economic or social developments have caused and may cause further volatility in the Turkish securities markets or currency market, result in sudden and significant investment losses and as a result may adversely affect issuers to which the Fund has exposure.

Securities Lending Risk. A Fund may engage in securities lending. Securities lending involves the risk that a Fund may lose money because the borrower of the loaned securities fails to return the securities in a timely manner or at all. A Fund could also lose money in the event of a decline in the value of collateral provided for loaned securities or a decline in the value of any investments made with cash collateral. These events could also trigger adverse tax consequences for a Fund.

Small-Capitalization Companies Risk. Investments in small-capitalization companies may be riskier, less liquid, more volatile and more susceptible to economic, market and industry changes than investments in large- or mid-capitalization companies. Small-capitalization companies may have more limited product lines, markets, financial resources, personnel and management experience. As a result, they generally are more vulnerable than larger companies to adverse business and economic developments. Small-capitalization companies may have a short business track record, with relatively less information available to investors. The securities of smaller companies may trade less frequently and in lower volumes than the securities of larger companies. Some securities of smaller issuers may be illiquid or restricted as to resale, and their values may have significant volatility. A Fund may be unable to liquidate its positions in such securities at any time, or at a favorable price, in order to meet the Fund's obligations.

Style Factors Risk. The applicable style factors for a Fund based on its Underlying Index have characteristics that may cause the Fund to underperform the applicable Parent Index or the market as a whole. There may be periods when a particular style of equity investing is out of favor, and the investment performance of a Fund may suffer during such a period.

Momentum Factor Risk. Securities that previously exhibited greater momentum characteristics than other securities may not continue to experience positive momentum, and such a change could occur quickly. Momentum securities may experience more volatility than the market as a whole.

Quality Factor Risk. Securities that previously exhibited greater quality characteristics than other securities may not continue to be quality securities. Many factors can impact a security's quality and performance, and such factors and their impact may be difficult to predict.

Value Factor Risk. Value securities may decline in price or fail to appreciate for long periods of time, and they may never realize their full potential value. Although value securities have generally performed better than non-value securities during periods of economic recovery, there is no assurance that they will continue to do so.

Low Volatility Factor Risk. Low volatility securities may underperform the broader market during periods of strong, rising or speculative stock prices. The prices of such securities may not be any less volatile (and could be more volatile) than the market as a whole.

Low Size Factor Risk. Low size companies may have more limited product lines, markets, financial resources, personnel and management experience and thus may be more vulnerable to adverse business and economic developments than relatively larger-capitalized companies. Low size securities may be more volatile and less liquid than securities on the larger end of a Fund's capitalization range, and it may be more difficult for a Fund to buy and sell them.

Sustainability Risk. Sustainability risk is an inclusive term to designate investment risk (probability or uncertainty of occurrence of material losses relative to the expected return of an investment) that relates to environmental, social or governance issues.

Sustainability risk around environmental issues includes, but is not limited to, climate risk, both physical and transition risk. Physical risk arises from the physical effects of climate change, acute or chronic. For example, frequent and severe climate-related events can impact products and services and supply chains. Transition risk – whether policy, technology, market or reputation risk – arises from the adjustment to a low-carbon economy in order to mitigate climate change. Risks related to social issues can include, but are not limited to, labor rights and community relations. Governance-related risks can include but are not limited to risks around board independence, ownership and

control, and audit and tax management. These risks can impact an issuer's operational effectiveness and resilience as well as its public perception and reputation, affecting its profitability and, in turn, its capital growth and ultimately impacting the value of holdings in a Fund.

These are only examples of sustainability risk factors, and sustainability risk factors do not solely determine the risk profile of the investment. The relevance, severity, materiality and time horizon of sustainability risk factors and other risks can differ significantly across Funds.

Sustainability risk can manifest itself through different existing risk types including, but not limited to, market, liquidity, concentration, credit and asset-liability mismatch risk. For example, a Fund may invest in the securities of an issuer that could face potentially reduced revenues or increased expenditures from physical climate risk (e.g., decreased production capacity due to supply chain perturbations, lower sales due to demand shocks or higher operating or capital costs) or transition risk (e.g., decreased demand for carbon-intensive products and services or increased production costs due to changing input prices). As a result, sustainability risk factors may have a material impact on an investment, may increase volatility, may affect liquidity and may have an adverse impact on the value of shares of a Fund.

The impact of those risks may be higher for Funds with particular sectoral or geographic concentrations. For example, Funds with geographic concentration in locations susceptible to adverse weather conditions where the value of the investments in the Funds may be more susceptible to adverse physical climate events, or Funds with specific sectoral concentrations, such as investing in industries or issuers with high carbon intensity or high switching costs associated with the transition to low carbon alternatives, may be more impacted by climate transition risks.

All or a combination of these factors may have an unpredictable impact on a Fund's investments. Under normal market conditions, such events could have a material impact on the value of shares of a Fund.

Assessments of sustainability risk are specific to the asset class and to a fund's investment objective. Different asset classes require different data and tools to apply heightened scrutiny, assess materiality, and make meaningful differentiation among issuers and assets. To the extent consistent with a Fund's investment objective, risks are considered and risk managed concurrently, by prioritizing in part based on materiality and on the Fund's objective.

The impacts of sustainability risk are likely to develop over time, and new sustainability risks may be identified as further data and information regarding sustainability factors and impacts become available.

Tax Risk. The Fund invests in securities of Indian issuers. The Fund is subject to tax in India on the purchase and sale of Indian securities, which will reduce the Fund's returns. For more information regarding the tax implications of investing in Indian securities, please see the section entitled "Indian Tax Disclosure."

Criteria for Residence of Companies in India.

A foreign company will be considered a resident in India if its place of effective management ("POEM") (defined as a place where key management and commercial decisions that are necessary for the conduct of the business of an entity as a whole are in substance made) is in India in the relevant financial year. This test is to be applied taking the relevant financial year as a whole into consideration. However, the Fund expects that its place of effective management will be outside of India and, as a result, the Fund does not expect to be considered an Indian resident for tax purposes.

Indirect Transfers.

The Indian Income Tax Act, 1961 ("IT Act") imposes Indian tax and withholding obligations with respect to the transfer of shares and interest in an overseas company that derives its value substantially from assets situated in India ("indirect transfers"). The share or interest of the foreign entity shall be deemed to derive its value substantially from the assets located in India, if the value of such Indian assets exceeds INR 100 million, and represents at least 50% of the value of all the assets owned by the foreign entity. The value of an asset shall be the fair market value as of the specified date, without reduction of liabilities, determined in accordance with Rule 11UB of the Income Tax Rule, 1962 ("IT Rules"). In cases where all the assets of the foreign entity are not located in India, only such part of the income as is reasonably attributable to the Indian assets shall be subject to capital gains tax in India.

If such gains are taxable in India then the purchaser of the securities will be required to withhold applicable Indian taxes. Because the Fund invests in Indian securities, the Fund may be considered to derive "substantial value" from Indian assets, and accordingly, shareholder redemptions and sales of Fund shares may have been subject to Indian tax and withholding obligations. However, the IT Act provides for an exemption to non-resident shareholders in Category I Foreign Portfolio Investors ("FPI"), registered under SEBI (Foreign Portfolio Investors) Regulations, 2019 ("2019 Regulations") from the applicability of indirect transfer taxation. The Fund is a Category I FPI under the 2019 Regulations. Therefore, any redemptions or transfers by non-resident shareholders in the Fund should not be subject to Indian indirect transfer tax.

Further, the IT Act provides an exemption from the indirect transfer provisions for non-resident shareholders of the Fund who, at any time in the twelve months preceding the year of transfer, neither hold the right of control or management in the Fund, nor hold voting power or share capital or interest exceeding 5% of the total voting power or total share capital or total interest in the Fund.

General Anti-Avoidance Rules.

The current legislation provides general anti-avoidance rules (“GAAR”) to curb aggressive tax planning through the use of sophisticated structures. GAAR became applicable with effect from April 1, 2017. The GAAR provides the Indian tax authorities a mechanism to deny any tax benefits in a transaction or any other arrangement that is believed to not have any commercial substance or purpose other than to obtain tax benefit(s) under a treaty. The provisions of GAAR will be applicable to arrangements (including a step in or a part thereof) entered into by a taxpayer, which may be declared as an “impermissible avoidance arrangement”.

As per the provisions of GAAR, an arrangement entered into by a taxpayer may be declared to be an impermissible avoidance arrangement, if the “main purpose” of the arrangement is to obtain a “tax benefit” and the arrangement:

- creates rights, or obligations, which are not ordinarily created between persons dealing at arm’s length;
- results, directly or indirectly, in the misuse, or abuse, of the provisions of IT Act;
- lacks commercial substance; or
- is entered into, or carried out, by means, or in a manner, which are not ordinarily employed for bona fide purposes.

Once an arrangement is declared to be an impermissible avoidance arrangement, wide powers have been granted to tax authorities to deny tax treaty benefits, disregard or re-characterize transactions, re-characterize equity into debt and vice versa, which may have a material adverse effect on the Fund’s business and financial conditions and results of operations.

In this context, it is pertinent to note that provisions of GAAR shall not be applicable to:

- An FPI who has not availed itself of any benefit under a tax treaty and has made investment in accordance with the Securities and Exchange Board of India (Foreign Portfolio Investors) Regulations, 2019;
- An investment made by a non-resident, directly or indirectly, in an FPI; and
- Any arrangement where the aggregate tax benefit to all the parties of the arrangement in the relevant financial year does not exceed INR 30 million.

Technology Companies Risk. Technology companies and companies that rely heavily on technological advances may have limited product lines, markets, financial resources and personnel. These companies may face rapid product obsolescence as well as unexpected risks and costs related to new product introduction and technological developments, such as artificial intelligence and machine learning. Technology companies may be adversely affected by disruptions to supply chains and distribution networks as well as issues at third-party partners. They are heavily dependent on patent and other intellectual property rights, and the loss or impairment of these rights may adversely affect their profitability. Technology companies may face increased government scrutiny and may be subject to adverse government or legal action. These companies also may be adversely affected by, among other things, actual or perceived security vulnerabilities or other defects in their products and services, which may result in lawsuits, government enforcement actions and other remediation costs.

Threshold/Underinvestment Risk. If certain aggregate and/or fund-level ownership thresholds are reached through transactions undertaken by BFA, its affiliates or a Fund, or as a result of third-party transactions or actions by an issuer or regulator, the ability of BFA and its affiliates on behalf of clients (including a Fund) to purchase or dispose of investments, exercise rights or undertake business transactions may be restricted by regulation or otherwise impaired. The capacity of a Fund to invest in certain securities or other assets may be affected by the relevant threshold limits, and such limitations may have adverse effects on the liquidity and performance of a Fund’s portfolio holdings. To the extent a Fund tracks an index, such limits may increase the risk of the Fund being underinvested in an asset relative to its Underlying Index and increase the risk of tracking error.

For example, ownership limits may apply to securities whose issuers operate in certain regulated industries or in certain international markets. Such limits also may apply where the investing entity (such as a Fund) is subject to corporate or regulatory ownership restrictions or invests in certain futures or other derivative transactions. In certain circumstances, aggregate and/or fund-level amounts invested or voted by BFA and its affiliates for their proprietary accounts and for client accounts (including a Fund) may not exceed the relevant limits without the grant of a license or other regulatory or corporate consent. In other cases, exceeding such thresholds may cause BFA and its affiliates, a Fund or other client accounts to suffer disadvantages or business restrictions.

Tracking Error Risk. A Fund that tracks an index is subject to the risk of “tracking error,” which is the divergence of a Fund’s performance from that of the Underlying Index. Tracking error may occur due to a number of factors, including differences between the securities and other assets held in a Fund’s portfolio and those included in the Underlying Index; differences in the timing and methodologies used to value securities and other assets; transaction costs and other expenses incurred by a Fund that the Underlying Index does not incur; a Fund’s holding of uninvested cash; differences in the timing of the accrual or the valuation of dividends or interest received by a Fund or distributions paid to Fund shareholders; tax gains or losses; the requirements for a Fund to maintain pass-through tax treatment; portfolio transactions carried out to minimize the distribution of capital gains to shareholders; the acceptance of custom baskets; changes to the Underlying Index, such as during a rebalancing or reconstitution; and impacts to a Fund of complying with certain regulatory requirements or limits. A Fund that tracks an index composed of a large number of securities or other assets may experience greater tracking error than a Fund that tracks a more narrow index. Tracking error risk may be heightened during times of increased market volatility or other unusual market conditions.

U.S. Economic Risk. The U.S. is a significant trading partner of, or foreign investor in, a number of countries. As a result, the economic conditions of such countries may be particularly affected by changes in the U.S. economy, such as a decrease in U.S. imports or exports, changes in trade regulations, changes in the U.S. dollar exchange rate or an economic slowdown in the U.S. Any such event may have an

adverse effect on the economies of U.S. trading partners and the securities issuers in such countries, which in turn could negatively impact a Fund's investments. Circumstances could arise that could prevent the timely payment of interest or principal on U.S. government debt, such as reaching the legislative "debt ceiling." Such non-payment would result in substantial negative consequences for the U.S. economy and the global financial system.

Utility Companies Risk. Utility infrastructure often requires significant capital expenditures, and utility companies may face high interest costs and difficulty in raising capital. Technological innovations may render existing equipment or products obsolete, and companies may experience difficulty in obtaining regulatory approval of new technologies. Utility operations may be disrupted by events that target or damage utility infrastructure, including natural disasters and cyber or other attacks. Utilities companies may be adversely affected by volatility in the price of certain energy resources.

Utility companies face risks from government regulation and oversight as well as from deregulation (if applicable). Regulators may monitor and control companies' revenues and costs. There is no assurance that regulators will grant rate increases or that rate levels will be adequate to permit the payment of stock dividends or bond coupon payments. In addition, there may be regulatory restrictions on the ability of utility companies to enter new lines of business and geographic areas. Utility companies incur costs in complying with environmental and other regulations and may face significant challenges in obtaining regulatory approval for certain projects, such as nuclear power plants. Utility companies are at risk of liability for environmental harm and other types of damages. Energy conservation, climate change and other sustainability policies also may impact utility companies. Deregulation may subject companies to greater competition, may adversely affect their profitability and may lead them to engage in riskier ventures.

Valuation Risk. The price that a Fund could receive upon the sale (or other disposition) of a security or other asset may differ from the Fund's valuation of the security or other asset, particularly for securities or other assets that trade in low volume or volatile markets or that are valued using a fair value methodology. The price received by a Fund also may differ from the value used by the Underlying Index (if applicable). Because non-U.S. exchanges or markets may be open on days or during time periods when a Fund does not price its shares, the value of the securities or other assets in a Fund's portfolio may change on days or during time periods when investors are not able to purchase or sell Fund shares.

In addition, for purposes of calculating a Fund's NAV, the value of assets denominated in non-U.S. currencies (if any) is translated into U.S. dollars at the prevailing market rates. For a Fund that tracks an Underlying Index, this may result in a difference between the prices used to calculate the Fund's NAV and the prices used by the Underlying Index, which, in turn, could result in a difference between the Fund's performance and the performance of the Underlying Index. Authorized Participants that create or redeem Fund shares on days when a Fund is holding fair-valued securities or other assets may receive fewer or more shares, or lower or higher redemption proceeds, than they would have received had the securities or other assets not been fair valued or been valued using a different methodology. The ability to value investments may be impacted by technological issues or errors by pricing services or other third-party service providers.

DUE TO THE INABILITY OF THE ISHARES MSCI BIC ETF TO TRADE RUSSIAN SECURITIES, CERTAIN OF THE FUND'S ASSETS ARE VALUED USING A FAIR VALUE METHODOLOGY. THE ACTUAL PRICE RECEIVED BY THE FUND FOR SUCH ASSETS MAY DIFFER SUBSTANTIALLY FROM THE FAIR VALUE ASSIGNED TO THEM.

Portfolio Holdings Information

A description of the policies and procedures with respect to the disclosure of the Funds' portfolio securities and other assets (as applicable) is available in the applicable Statement of Additional Information ("SAI"). Each Fund discloses its portfolio holdings daily at www.iShares.com. Fact sheets providing information about each Fund's top holdings are posted on www.iShares.com when available and may be requested by calling 1-800-iShares (1-800-474-2737).

Management of the Funds

Investment Adviser

As investment adviser, BFA has overall responsibility for the general management and administration of the Funds. BFA provides an investment program for the Funds and manages the investment of the Funds' assets. In seeking to achieve the Funds' respective investment objectives, BFA uses teams of portfolio managers, investment strategists and other investment specialists and may draw upon the trading, research and expertise of its affiliates. This team approach brings together many disciplines and leverages BFA's extensive resources.

BFA is an indirect wholly owned subsidiary of BlackRock, Inc. ("BlackRock") and is located at 400 Howard Street, San Francisco, CA 94105. As of September 30, 2024, BFA and its affiliates provided investment advisory services for assets of approximately \$11.5 trillion.

From time to time, an employee of BlackRock may express views regarding a particular security or other instrument, asset class, company, industry, or market sector. Such views are the views of only that individual as of the time expressed. They do not necessarily represent the views of BlackRock or any other person within the BlackRock organization. Such views may change at any time based upon market or other conditions, and BlackRock has no responsibility to update such views. You should not rely on any such views as investment advice or as an indication of trading intent on behalf of a Fund.

Fees and Expenses

Pursuant to the Investment Advisory Agreement between BFA and the Company (entered into on behalf of the Funds), BFA is responsible for substantially all expenses of each Fund, except the management fees, interest expenses, taxes, expenses incurred with respect to the acquisition and disposition of portfolio securities and the execution of portfolio transactions, including brokerage commissions, distribution fees or expenses, and litigation expenses and any extraordinary expenses (as determined by a majority of the Directors who are not “interested persons” of the Company). Operating expenses paid by BFA under the Investment Advisory Agreement exclude Acquired Fund Fees and Expenses, if any.

A discussion regarding the basis for the approval by the Company’s Board of Directors (the “Board”) of the Investment Advisory Agreement with BFA is available in the Funds’ Form N-CSR filed with the SEC for the period ended August 31 and in the applicable financial statements posted at www.iShares.com.

For its investment advisory services to each Fund, for the fiscal year ended August 31, 2024, BFA was paid a management fee from each Fund, as a percentage of the Fund’s average daily net assets, net of any applicable waivers, at the annual rate set forth in the table below. If BFA has contractually agreed to waive a portion of its management fees for a Fund, the contractual waiver may be terminated prior to its expiration date only upon written agreement of the Company and BFA. In addition, BFA may from time to time voluntarily waive and/or reimburse fees or expenses to reduce a Fund’s total annual fund operating expenses (excluding Acquired Fund Fees and Expenses, if any). Any such voluntary waiver or reimbursement may be eliminated by BFA at any time.

Fund	Management Fee
iShares Core MSCI Emerging Markets ETF	0.09% ¹
iShares Currency Hedged MSCI Emerging Markets ETF	0.00% ²
iShares Emerging Markets Equity Factor ETF	0.25% ³
iShares ESG Aware MSCI EM ETF	0.25%
iShares MSCI BIC ETF	0.72% ⁴
iShares MSCI Brazil ETF	0.59% ⁴
iShares MSCI Chile ETF	0.59% ⁴
iShares MSCI Emerging Markets ETF	0.72% ⁴
iShares MSCI Emerging Markets ex China ETF	0.25% ⁵
iShares MSCI Emerging Markets Min Vol Factor ETF	0.25% ⁴
iShares MSCI Emerging Markets Small-Cap ETF	0.72% ⁴
iShares MSCI Mexico ETF	0.50% ⁴
iShares MSCI South Africa ETF	0.59% ⁴
iShares MSCI Turkey ETF	0.59% ⁴
iShares MSCI World ETF	0.24%

¹ BFA has contractually agreed to waive a portion of its management fee such that the Fund’s total annual fund operating expenses after fee waiver will not exceed 0.09% through December 31, 2025. The contractual waiver may be terminated prior to December 31, 2025 only upon written agreement of the Company and BFA.

² BFA has contractually agreed to waive a portion of its management fees so that the Fund’s total annual fund operating expenses after the fee waiver is equal to the Acquired Fund Fees and Expenses attributable to the Fund’s investment in EEM, after taking into account any fee waivers by EEM through December 31, 2025. The contractual waiver may be terminated prior to December 31, 2025 only upon written agreement of the Company and BFA.

³ BFA has contractually agreed to waive a portion of its management fees in an amount equal to the Acquired Fund Fees and Expenses, if any, attributable to investments by the Fund in other series of iShares Trust and the Company through December 31, 2026. The contractual waiver may be terminated prior to December 31, 2026 only upon written agreement of the Company and BFA.

⁴ The management fee schedule for the Fund, including its breakpoint pricing arrangements, is described in the Fund’s Statement of Additional Information.

⁵ BFA has contractually agreed to waive a portion of its management fees in an amount equal to the Acquired Fund Fees and Expenses, if any, attributable to investments by the Fund in other series of iShares Trust and the Company through December 31, 2027. The contractual waiver may be terminated prior to December 31, 2027 only upon written agreement of the Company and BFA.

Portfolio Managers

The Portfolio Managers for each Fund are responsible for various functions related to portfolio management, including, but not limited to, investing cash inflows, coordinating with members of their respective portfolio management teams to focus on certain asset classes, implementing investment strategy, researching and reviewing investment strategy and overseeing members of their respective teams who have more limited responsibilities.

Jennifer Hsui, Orlando Montalvo, Greg Savage and Paul Whitehead are primarily responsible for the day-to-day management of the Funds.

Jennifer Hsui has been employed by BFA or its affiliates as a senior portfolio manager since 2007. She is a Managing Director of BlackRock, Inc.

Orlando Montalvo has been employed by BFA or its affiliates as a senior portfolio manager since 2009. He is a Managing Director of BlackRock, Inc.

Greg Savage has been employed by BFA or its affiliates as a portfolio manager since 2006. He is a Managing Director of BlackRock, Inc.

Paul Whitehead has been employed by BFA or its affiliates as a portfolio manager since 2015. He is a Managing Director of BlackRock, Inc.

Each Fund’s SAI provides additional information about the Portfolio Managers’ compensation, other accounts managed by the Portfolio Managers and the Portfolio Managers’ ownership (if any) of shares of the Funds.

Administrator, Custodian and Transfer Agent

The administrator, custodian and transfer agent for each Fund is indicated in the table below.

Fund	The Bank of New York Mellon	Citibank, N.A.	JPMorgan Chase Bank, N.A.	State Street Bank and Trust Company
iShares Core MSCI Emerging Markets ETF*				✓
iShares Currency Hedged MSCI Emerging Markets ETF*				✓
iShares Emerging Markets Equity Factor ETF*				✓
iShares ESG Aware MSCI EM ETF*				✓
iShares MSCI BIC ETF*				✓
iShares MSCI Brazil ETF*				✓
iShares MSCI Chile ETF*				✓
iShares MSCI Emerging Markets ETF*				✓
iShares MSCI Emerging Markets ex China ETF*				✓
iShares MSCI Emerging Markets Min Vol Factor ETF*				✓
iShares MSCI Emerging Markets Small-Cap ETF*				✓
iShares MSCI Mexico ETF*				✓
iShares MSCI South Africa ETF*				✓
iShares MSCI Turkey ETF*				✓
iShares MSCI World ETF*				✓

* JPMorgan Chase Bank, N.A. serves as custodian for the Fund in connection with certain securities lending activities.

Conflicts of Interest

The investment activities of BFA and its affiliates (including BlackRock and its subsidiaries (collectively, the “Affiliates”)), and their respective directors, officers or employees, in managing their own accounts and other accounts, may present conflicts of interest that could disadvantage a Fund and its shareholders.

BFA and its Affiliates are involved worldwide with a broad spectrum of financial services and asset management activities and in the ordinary course of business may engage in activities in which their interests or the interests of other clients may conflict with those of a Fund. BFA and its Affiliates act, or may act, as an investor, research provider, investment manager, commodity pool operator, commodity trading advisor, financier, underwriter, adviser, trader, lender, index provider, agent and/or principal. BFA and its Affiliates may have other direct and indirect interests in securities, currencies, commodities, derivatives and other assets in which a Fund may directly or indirectly invest.

BFA and its Affiliates may engage in proprietary trading and advise accounts and other funds that have investment objectives similar to those of a Fund and/or that engage in and compete for transactions in the same or similar types of securities, currencies and other assets as are held by a Fund. This may include transactions in securities issued by other open-end and closed-end investment companies, including investment companies that are affiliated with the Fund and BFA, to the extent permitted under the Investment Company Act of 1940, as amended (the “1940 Act”). The trading activities of BFA and its Affiliates are carried out without reference to positions held directly or indirectly by a Fund. These activities may result in BFA or an Affiliate having positions in assets that are senior or junior to, or that have interests different from or adverse to, the assets held by a Fund.

A Fund may invest in securities issued by, or engage in other transactions with, entities with which an Affiliate has significant debt or equity investments or other interests. A Fund may also invest in issuances (such as debt offerings or structured notes) for which an Affiliate is compensated for providing advisory, cash management or other services. A Fund also may invest in securities of, or engage in other transactions with, entities for which an Affiliate provides or may provide research coverage or other analysis.

An Affiliate may have business relationships with, and receive compensation from, distributors, consultants or others who recommend a Fund or who engage in transactions with or for a Fund.

Neither BlackRock nor any Affiliate is under any obligation to share any investment opportunity, idea or strategy with a Fund. As a result, an Affiliate may compete with a Fund for appropriate investment opportunities. The results of a Fund's investment activities, therefore, may differ from those of an Affiliate and of other accounts managed by an Affiliate. It is possible that a Fund could sustain losses during periods in which one or more Affiliates and other accounts achieve profits on their trading for proprietary or other accounts. The opposite result is also possible.

In addition, a Fund may enter into transactions in which BFA or an Affiliate or their directors, officers, employees or clients have an adverse interest. A Fund may be adversely impacted by the effects of transactions undertaken by BFA or an Affiliate or their directors, officers, employees or clients.

From time to time, BlackRock or its advisory clients (including other funds and accounts) may, subject to compliance with applicable law, purchase and hold shares of a Fund. The price, availability, liquidity, and (in some cases) expense ratio of a Fund may be impacted by purchases and sales of the Fund by BlackRock or its advisory clients.

A Fund's activities may be limited because of regulatory restrictions applicable to BFA or an Affiliate or their policies designed to comply with such restrictions.

Under a securities lending program approved by the Board, the Funds have retained BTC, an Affiliate of BFA, to serve as their securities lending agent to the extent that they participate in the securities lending program. For these services, the securities lending agent will receive a fee from the participating Fund based on the returns earned on the Fund's lending activities, including investment of the cash received as collateral for the loaned securities. In addition, one or more Affiliates may be among the entities to which a Fund may lend its portfolio securities under the securities lending program.

Under an ETF Services Agreement, certain Funds have retained BlackRock Investments, LLC (the "Distributor" or "BRIL"), an Affiliate of BFA, to perform certain order processing, Authorized Participant communications, and related services in connection with the issuance and redemption of Creation Units ("ETF Services"). BRIL will retain a portion of the standard transaction fee received from Authorized Participants on each creation or redemption order from the Authorized Participant for the ETF Services provided. BlackRock collaborated with, and received payment from, Citibank, N.A. ("Citibank") on the design and development of the ETF Services platform. Citibank may have, or from time to time may develop, additional relationships with BlackRock or funds managed by BFA and its Affiliates.

BlackRock and its Affiliates may benefit from a Fund using a BlackRock index by creating increasing acceptance in the marketplace for such indexes. BlackRock and its Affiliates are not obligated to license an index to a Fund, and no Fund is under an obligation to use a BlackRock index. The terms of a Fund's index licensing agreement with BlackRock or its Affiliates may not be as favorable as the terms offered to other licensees.

The activities of BFA and its Affiliates and their respective directors, officers or employees may give rise to other conflicts of interest that could disadvantage a Fund and its shareholders. BFA has adopted policies and procedures designed to address these potential conflicts of interest. Please see the SAI for further information.

Shareholder Information

Additional shareholder information, including how to buy and sell shares of the Funds, is available free of charge by calling toll-free 1-800-iShares (1-800-474-2737) or visiting www.iShares.com.

Buying and Selling Shares

Transactions in shares of the Funds occur in the primary market and the secondary market. Primary market transactions, known as "creations" and "redemptions," occur only between the Funds and Authorized Participants (*i.e.*, financial institutions that are authorized to participate in such transactions), as described in the *Creations and Redemptions* section below.

Fund shares are listed on U.S. national securities exchanges, where they can be bought and sold throughout the trading day at market prices, like shares of other publicly traded companies. A Fund's shares may also be available in other secondary markets, such as on non-U.S. exchanges and through funds or structured investment vehicles similar to depositary receipts. The Funds do not impose any minimum investment for Fund shares purchased on an exchange or otherwise in the secondary market.

Buying or selling Fund shares on an exchange or other secondary market generally involves two types of costs that are common in securities transactions. First, when buying or selling Fund shares through a broker, you may incur a brokerage commission and other charges. The commission is frequently a fixed amount; it may be a significant proportional cost if you are seeking to buy or sell small amounts of shares. Second, you may incur the cost of the "spread," which is any difference between the bid price and the ask price for the shares. The spread varies over time based on a Fund's trading volume and market liquidity. Generally, the spread is smaller if a Fund has high trading volume and market liquidity, and larger if a Fund has lower trading volume and market liquidity. The latter is often the case for newly launched or smaller funds. A Fund's spread may also be impacted by the liquidity (or lack thereof) of the underlying securities or other assets held by the Fund, particularly for newly launched or smaller funds, or by instances of significant volatility of the underlying assets.

The U.S. national securities exchanges that list Fund shares are open for trading Monday through Friday and are closed on weekends and the following holidays (or the days on which they are observed): New Year's Day, Martin Luther King, Jr. Day, Presidents' Day, Good Friday, Memorial Day, Juneteenth, Independence Day, Labor Day, Thanksgiving Day and Christmas Day.

Investments in Investment Companies

Section 12(d)(1) of the 1940 Act generally restricts investments by investment companies, including foreign and unregistered investment companies, in the securities of other investment companies. For example, a registered investment company (the "Acquired Fund"), such as the Funds, may not knowingly sell or otherwise dispose of any security issued by the Acquired Fund to any investment company (the "Acquiring Fund") or any company or companies controlled by the Acquiring Fund if, immediately after such sale or disposition: (i) more than 3% of the total outstanding voting stock of the Acquired Fund is owned by the Acquiring Fund and any company or companies controlled by the Acquiring Fund, or (ii) more than 10% of the total outstanding voting stock of the Acquired Fund is owned by the Acquiring Fund and other investment companies and companies controlled by them.

Notwithstanding the foregoing, registered investment companies are permitted to invest in a Fund beyond the limits set forth in Section 12(d)(1), subject to certain terms and conditions set forth in Rule 12d1-4 under the 1940 Act. To make such an investment in an Acquired Fund, a registered investment company must, among other things, enter into an agreement with the Company. If an Acquired Fund invests significantly in other registered investment companies in reliance on Rule 12d1-4, an Acquiring Fund will not be permitted to rely on Rule 12d1-4 and invest in the Fund beyond the Section 12(d)(1) limits. Any investment company interested in purchasing shares of a Fund beyond the limits set forth in Section 12(d)(1) should contact BFA. Acquiring Funds must adhere to the Section 12(d)(1) limits when investing in the following Fund, which invests in one or more Underlying Funds:
iShares Currency Hedged MSCI Emerging Markets ETF

Foreign investment companies are permitted to invest in a Fund only up to the limits set forth in Section 12(d)(1), subject to any applicable SEC no-action relief.

Book Entry

Shares of the Funds are held in book-entry form, which means that no stock certificates are issued. The Depository Trust Company ("DTC"), which serves as the securities depository for shares of the Funds, or its nominee is the record owner of, and holds legal title to, all outstanding shares of the Funds.

Investors owning Fund shares are beneficial owners as shown on the records of DTC or its participants. DTC participants include securities brokers and dealers, banks, trust companies, clearing corporations and other institutions that directly or indirectly maintain a custodial relationship with DTC. As a beneficial owner of Fund shares, you are not entitled to receive physical delivery of stock certificates or to have shares registered in your name, and you are not considered a registered owner of shares. Therefore, to exercise any right as an owner of Fund shares, you must rely upon the procedures of DTC and its participants. These procedures are the same as those that apply to any other securities held in book-entry or "street name" form.

Share Prices

The trading prices of a Fund's shares in the secondary market generally differ from the Fund's daily NAV and are affected by various factors, such as the supply of and demand for ETF shares and the securities or other assets held by a Fund as well as other market and economic conditions.

Determination of Net Asset Value

The NAV of a Fund normally is determined once daily Monday through Friday, on each day that the New York Stock Exchange ("NYSE") is open for trading. The NAV generally is determined as of the close of the NYSE's regular trading hours, normally 4:00 p.m. Eastern time, based on prices at the time of closing.

Any Fund assets or liabilities that are denominated in currencies other than the U.S. dollar are translated into U.S. dollars at the prevailing market rates on the date of valuation as quoted by one or more data service providers.

The NAV of a Fund is calculated by dividing the value of the Fund's net assets (*i.e.*, the value of its total assets, including the value of any underlying fund shares in which the Fund invests, less total liabilities) by the total number of outstanding shares of the Fund, generally rounded to the nearest cent. The value of a Fund's assets and liabilities is determined pursuant to BFA's valuation policies and procedures. BFA has been designated by the Board as the valuation designee for each Fund pursuant to Rule 2a-5 under the Investment Company Act.

Equity securities and other equity instruments for which market quotations are readily available are valued at market value, which is generally determined using the last reported official closing price or, if a reported closing price is not available, the last traded price on the exchange or market on which the security or instrument is primarily traded at the time of valuation. Shares of underlying open-end funds (including money market funds) that are not traded on an exchange are valued at net asset value. Shares of underlying ETFs and closed-end funds that trade on exchanges are valued at their most recent market closing price.

Fixed-income securities are valued using last available bid prices or current market quotations provided by dealers or prices (including evaluated prices) supplied by the Funds' approved independent third-party pricing services, each in accordance with BFA's valuation policies

and procedures. Pricing services may use matrix pricing or valuation models that utilize certain inputs and assumptions to derive values. Pricing services generally value fixed-income securities assuming orderly transactions of an institutional round lot size, but a Fund may hold or transact in such securities in smaller odd lot sizes. Odd lots often trade at lower prices than institutional round lots. An amortized cost method of valuation may be used with respect to debt obligations with 60 days or less remaining to maturity unless BFA determines in good faith that such method does not represent fair value.

Generally, trading in certain instruments (e.g., non-U.S. securities, money market instruments, etc.) is substantially completed each day at various times prior to the close of the NYSE's regular trading hours. The values of such instruments used in computing a Fund's NAV are determined as of such times.

For certain foreign assets, a third-party vendor supplies evaluated, systematic fair value pricing based upon the movement of a proprietary multi-factor model after the relevant foreign markets have closed. This systematic fair value pricing methodology is designed to correlate the prices of foreign assets in one or more non-U.S. markets following the close of the local markets to the prices that might have prevailed as of a Fund's pricing time.

Customized exchange-traded equity options may be valued using a mathematical model that may incorporate a number of market data factors.

When market quotations are not readily available or are believed by BFA to be unreliable, BFA will fair value a Fund's investments in accordance with its policies and procedures. Fair value represents a good faith approximation of the value of an asset or liability. It is the amount that the Fund might reasonably expect to receive from the current sale of an asset or the cost to extinguish a liability in an arm's-length transaction.

BFA may conclude that a market quotation is not readily available or is unreliable if:

- An asset or liability does not have a price source due to its lack of trading or other reasons;
- A market quotation differs significantly from recent price quotations or otherwise no longer appears to reflect fair value;
- An asset or liability is thinly traded;
- There is a significant event subsequent to the most recent market quotation; or
- The trading market on which an instrument is listed is suspended or closed and no appropriate alternative trading market is available.

A "significant event" is deemed to occur if BFA determines, in its reasonable business judgment prior to or at the time of pricing a Fund's assets or liabilities, that the event is likely to cause a material change to the last exchange closing price or closing market price of one or more of the Fund's assets or liabilities.

Valuing a Fund's investments using fair value pricing may result in prices that differ from current market valuations and that may not be the prices at which those investments could have been sold during the period for which the particular fair values were used. For an index Fund, the use of both fair value prices and current market valuations in a particular NAV calculation could result in a difference between the prices used to calculate a Fund's NAV and the prices used by the Fund's underlying index. This could, in turn, result in a difference between the Fund's performance and the performance of its underlying index.

Dividends and Distributions

General Policies. A Fund generally declares and pays dividends from net investment income, if any, at least once a year. Distributions of net realized securities gains, if any, generally are declared and paid once a year, but the Company may make distributions on a more frequent basis for a Fund. The Company reserves the right to declare special distributions if, in its reasonable discretion, such action is necessary or advisable to preserve its status as a regulated investment company ("RIC") or to avoid the imposition of income or excise taxes on undistributed income or realized gains.

Dividends and other distributions on Fund shares are distributed on a pro rata basis to beneficial owners of the shares. Dividend payments and other distributions are made through DTC participants and indirect participants to beneficial owners then of record with proceeds received from the Funds.

Dividend Reinvestment Service. No dividend reinvestment service is provided by the Company. Broker-dealers may make the DTC book-entry Dividend Reinvestment Program available to beneficial owners of Fund shares for the reinvestment of distributions. Beneficial owners should contact their broker to determine the availability and costs of the service and the details of participation. Brokers may require beneficial owners to adhere to specific procedures and timetables. If the program is used, dividend distributions of both income and realized gains will be automatically reinvested in additional whole Fund shares purchased in the secondary market.

Note on Tax Information. *The following sections summarize some of the consequences under current U.S. federal tax law of an investment in a Fund. This information is not a substitute for personal tax advice. You may also be subject to state and local taxation on Fund distributions and sales of Fund shares. Distributions that are attributable to interest from U.S. federal government obligations may be exempt from certain state and local tax. Consult your personal tax advisor about the potential tax consequences of an investment in Fund shares under all applicable tax laws.*

Taxes

As with any investment, you should consider how your investment in shares of a Fund will be taxed, including possible tax consequences when a Fund makes distributions or when you sell Fund shares. The tax information in this Prospectus is provided as general information, based on current law. You should consult your own tax professional about the tax consequences of an investment in shares of a Fund. There is no guarantee that shares of a Fund will receive certain regulatory or accounting treatment.

Taxes on Fund Distributions

Shareholders in a Fund will receive information after the end of each calendar year setting forth the amount of dividends and long-term capital gains distributed to them by the Fund during the prior year, if any. Likewise, the amount of tax-exempt income, if any, that a Fund distributes will be reported. Such income must be reported on the shareholder's U.S. federal income tax return.

In general, distributions are subject to U.S. federal income tax for the year when they are paid. Certain distributions paid in January, however, may be treated as paid on December 31 of the prior year.

Capital Gains. Distributions from a Fund's net investment income (other than qualified dividend income or from net tax-exempt income, if any), including distributions of income from securities lending and distributions out of a Fund's net short-term capital gains, if any, are taxable to you as ordinary income. Distributions by a Fund of net long-term capital gains, if any, in excess of net short-term capital losses (capital gain dividends) are taxable to you as long-term capital gains, regardless of how long you have held the Fund's shares. Long-term capital gains and qualified dividend income are generally eligible for taxation at preferential rates for non-corporate shareholders. However, different preferential rates may apply depending on the type of capital gains, such as Fund distributions of certain amounts received from real estate investment trusts ("REITs"), if any.

Return of Capital. If a Fund's distributions exceed current and accumulated earnings and profits, all or a portion of the distributions made in the taxable year may be recharacterized as a return of capital to shareholders. A return of capital distribution generally will not be taxable but will reduce the shareholder's cost basis and result in a higher capital gain or lower capital loss when those shares on which the distribution was received are sold. Once a shareholder's cost basis is reduced to zero, further distributions will be treated as capital gains, if the shareholder holds shares of the Fund as capital assets. Distributions in excess of a Fund's minimum distribution requirements, but not in excess of the Fund's earnings and profits, will be taxable to shareholders and will not constitute nontaxable returns of capital.

Qualified Dividend Income. Distributions by a Fund that qualify as qualified dividend income, if any, are taxable to you at long-term capital gain rates. Dividends will be qualified dividend income to you if they are attributable to qualified dividend income received by a Fund. Generally, qualified dividend income includes dividend income from stock issued by taxable U.S. corporations and qualified non-U.S. corporations, provided that the Fund satisfies certain holding period requirements and has not hedged its position in the stock in certain ways. For this purpose, a qualified non-U.S. corporation means any non-U.S. corporation that is eligible for benefits under a comprehensive income tax treaty with the U.S., which includes an exchange of information program, or if the stock with respect to which the dividend was paid is readily tradable on an established U.S. securities market. The term excludes a corporation that is a passive foreign investment company.

Dividends received by a Fund from a RIC, if any, generally are qualified dividend income only to the extent that such dividend distributions are made out of qualified dividend income received by such RIC. Additionally, it is expected that dividends received by a Fund from a REIT, if any, and distributed to a shareholder generally will be taxable to the shareholder as ordinary income. However, for tax years beginning after December 31, 2017 and before January 1, 2026, a Fund may report dividends eligible for a 20% "qualified business income" deduction for non-corporate U.S. shareholders to the extent that the Fund's income is derived from ordinary REIT dividends, reduced by allocable Fund expenses.

For a dividend to be treated as qualified dividend income, the dividend must be received with respect to a share of stock held without being hedged by the relevant Fund, and with respect to a share of the Fund held without being hedged by you, for 61 days during the 121-day period beginning at the date that is 60 days before the date on which such share becomes ex-dividend with respect to such dividend or, in the case of certain preferred stock, 91 days during the 181-day period beginning 90 days before such date.

Fund distributions, to the extent attributable to dividends from U.S. corporations, will be eligible for the dividends received deduction for Fund shareholders that are corporations, subject to certain hedging and holding requirements.

Substitute dividends received by a Fund with respect to dividends paid on securities lent out, if any, will not be qualified dividend income.

Medicare Tax. A 3.8% U.S. federal Medicare contribution tax is imposed on "net investment income," including, but not limited to, interest, dividends, and net gain, of U.S. individuals with income exceeding \$200,000 (or \$250,000 if married and filing jointly) and of estates and trusts.

Alternative Minimum Tax. The AMT is a separate U.S. federal tax system that operates in parallel to the regular federal income tax system but eliminates many deductions and exclusions. The AMT has different tax rates and treats as taxable certain types of income that are nontaxable for regular income tax purposes, such as the interest on certain "private activity" municipal bonds. If a taxpayer's overall AMT liability is higher than regular income tax liability, then the taxpayer owes the regular income tax liability plus the difference between the AMT liability and the regular income tax liability.

Market Discount Bonds

Any market discount recognized on a bond, including a tax-exempt interest bond, is taxable as ordinary income. A market discount bond is a bond acquired in the secondary market at a price below redemption value or adjusted issue price if issued with original issue discount. To the extent that a Fund does not include the market discount in income as it accrues, gains on the Fund's disposition of such an obligation will be treated as ordinary income rather than capital gains to the extent of the accrued market discount.

Derivatives and Other Complex Instruments

A Fund may invest in derivatives and other complex instruments, and such investments may be subject to special and complicated rules. These rules could affect whether gains and losses recognized by a Fund are treated as ordinary income or capital gains, accelerate the recognition of income to a Fund or defer a Fund's ability to recognize losses. In addition, these rules may affect the amount, timing or character of income distributed to you by a Fund. You should consult your personal tax advisor regarding the application of these rules.

Non-U.S. Income Taxes

Dividends, interest and capital gains (if any) earned by a Fund with respect to securities issued by non-U.S. issuers may give rise to withholding, capital gains and other taxes imposed by non-U.S. countries. Tax conventions between certain countries and the U.S. may reduce or eliminate such taxes. If, at the close of a year, more than 50% of a Fund's total assets consist of non-U.S. stocks or securities (generally, for this purpose, depositary receipts, no matter where traded, of non-U.S. companies are treated as "non-U.S."), generally the Fund may "pass through" to you certain non-U.S. income taxes, including withholding taxes, paid by the Fund. This means that you would be considered to have received as an additional dividend your share of such non-U.S. taxes, but you may be entitled to either a corresponding tax deduction in calculating your taxable income or, subject to certain limitations, a credit in calculating your U.S. federal income tax. No deduction for such taxes will be permitted to individuals in computing their alternative minimum tax liability. If a Fund does not pass through non-U.S. taxes, the Fund will be entitled to claim a deduction for certain foreign taxes that it incurs.

Under certain circumstances, if a Fund receives a refund of foreign taxes paid with respect to a prior year, the value of Fund shares could be affected or any foreign tax credits or deductions passed through to shareholders with respect to the Fund's foreign taxes for the current year could be reduced.

If, at the close of the year, more than 50% of a Fund's total assets consist of stocks or securities issued by non-U.S. issuers, including depositary receipts (no matter where traded) of non-U.S. companies, or, at the close of each quarter, more than 50% of a Fund's total assets consist of shares of an Underlying Fund, the Fund may "pass-through" to you certain non-U.S. income taxes (including withholding taxes) paid by the Fund or, if its assets meet these requirements, the Underlying Fund.

For purposes of foreign tax credits for U.S. shareholders of a Fund, foreign capital gains taxes may not produce associated foreign source income, limiting the availability of such credits for U.S. persons.

Non-U.S. Shareholders

If you are neither a resident nor a citizen of the U.S. or if you are a non-U.S. entity (other than a pass-through entity to the extent owned by U.S. persons), a Fund's ordinary income dividends (which include distributions of net short-term capital gains), if any, generally will be subject to a 30% U.S. federal withholding tax, unless a lower treaty rate applies. However, withholding tax generally will not apply to any gain or income realized by a non-U.S. shareholder with respect to any distribution of long-term capital gains or upon the sale or other disposition of Fund shares.

Separately, a 30% withholding tax may be imposed on Fund distributions (if any) paid to certain foreign entities, unless such entities comply, or are deemed compliant, with extensive reporting and withholding requirements designed to inform the U.S. Department of the Treasury of U.S.-owned foreign investment accounts.

Backup Withholding

If you are a resident or a citizen of the U.S. and you have not provided a taxpayer identification number or social security number and made other required certifications, by law, backup withholding at a 24% rate will apply to Fund distributions and proceeds (if any).

Securities Lending

If your shares of a Fund are loaned out pursuant to a securities lending arrangement, you may lose the ability to treat Fund dividends that are paid while the shares are held by the borrower as qualified dividend income, and you may lose the ability to use non-U.S. tax credits passed through by the Fund.

Fund of Funds

If a Fund invests in an Underlying Fund, short-term capital gains earned by the Underlying Fund, if any, will be ordinary income when distributed to the Fund and will not be offset by the Fund's capital losses. To the extent such Fund is expected to invest in an Underlying Fund, the Fund's realized losses on sales of shares of the Underlying Fund may be indefinitely or permanently deferred as "wash sales." Capital loss carryforwards of the Underlying Fund, if any, will not offset net capital gains of the Fund.

Taxes on the Sale of Exchange-Listed Fund Shares

Any capital gain or loss realized upon a sale of Fund shares is generally treated as a long-term capital gain or loss if the shares have been held for more than one year. Any capital gain or loss realized upon a sale of Fund shares that have been held for one year or less is generally treated as a short-term capital gain or loss. However, any capital loss on a sale of Fund shares held for six months or less is treated as a long-term capital loss to the extent that capital gain dividends were paid with respect to such shares. Any such capital gains, including from sales of Fund shares or from capital gain dividends, are included in “net investment income” for purposes of the 3.8% U.S. federal Medicare contribution tax mentioned above.

Creations and Redemptions

Prior to being traded in the secondary market, Fund shares are “created” at NAV by Authorized Participants (*i.e.*, market makers, large investors and other financial institutions) in block-size Creation Units or multiples thereof. Fund shares are created or redeemed only in Creation Units, and only Authorized Participants may create or redeem Creation Units with the Funds.

Each Authorized Participant is a member or participant of a clearing agency registered with the SEC and has entered into a written agreement with the Funds’ Distributor, an affiliate of BFA. The agreement allows the Authorized Participant to place orders for the purchase and redemption of Creation Units. Authorized Participants may create or redeem Creation Units for their own accounts or for customers, including, without limitation, affiliates of the Funds. Creation transactions are subject to acceptance by the Distributor and the relevant Fund.

Generally, there are three transaction methods for creating and redeeming Fund shares: in-kind securities (“in-kind”), partial cash and all cash.

In-Kind. In a creation transaction, an Authorized Participant deposits into a Fund a “creation basket,” which is a portfolio of securities or other assets designated by the Fund, as well as a cash amount. The Authorized Participant receives a specified number of Creation Units in return. In a redemption transaction, an Authorized Participant deposits Creation Units with a Fund and receives from the Fund a “redemption basket,” which is a portfolio of securities or other assets designated by the Fund, as well as a cash amount.

Partial Cash. In a creation transaction, an Authorized Participant deposits into a Fund a creation basket and a cash amount, including cash that replaces a security or other asset in the creation basket, in exchange for Creation Units. In a redemption transaction, an Authorized Participant deposits Creation Units with a Fund and receives from the Fund a redemption basket and a cash amount, including cash that replaces a security or other asset in the redemption basket.

All Cash. In a creation transaction, an Authorized Participant deposits into a Fund an amount of cash specified by the Fund in exchange for Creation Units. In a redemption transaction, an Authorized Participant deposits Creation Units with a Fund and receives from the Fund a specified amount of cash.

The creation and redemption baskets for a Fund may differ in composition, and certain iShares ETFs accept “custom baskets.” More information about custom baskets is provided in the Funds’ SAI.

Each Fund generally engages in creation and redemption transactions according to the method indicated in the table below. In certain circumstances, however, a Fund may use another transaction method (*e.g.*, an in-kind Fund may transact partially or fully in cash).

Fund	In-Kind	Partial Cash	All Cash
iShares Core MSCI Emerging Markets ETF		✓	
iShares Currency Hedged MSCI Emerging Markets ETF	✓		
iShares Emerging Markets Equity Factor ETF		✓	
iShares ESG Aware MSCI EM ETF		✓	
iShares MSCI BIC ETF		✓	
iShares MSCI Brazil ETF			✓
iShares MSCI Chile ETF			✓
iShares MSCI Emerging Markets ETF		✓	
iShares MSCI Emerging Markets ex China ETF		✓	
iShares MSCI Emerging Markets Min Vol Factor ETF		✓	
iShares MSCI Emerging Markets Small-Cap ETF		✓	
iShares MSCI Mexico ETF	✓		
iShares MSCI South Africa ETF	✓		
iShares MSCI Turkey ETF	✓		
iShares MSCI World ETF	✓		

The prices at which creations and redemptions occur are based on the next calculation of a Fund's NAV after a creation or redemption order is tendered in an acceptable form under the Authorized Participant agreement. In the event of a system failure or other interruption, including disruptions at market makers or Authorized Participants, creation and redemption orders may not be executed according to a Fund's instructions or may not be executed at all.

Additional information about the creation and redemption of Creation Units (including the cut-off times for the receipt of creation and redemption orders) is included in the Funds' SAI.

The Funds do not impose restrictions on the frequency of purchases and redemptions of Fund shares directly with a Fund. The Board determined not to adopt policies and procedures designed to prevent or monitor for frequent purchases and redemptions of Fund shares because each Fund generally sells and redeems its shares directly through transactions that are in-kind and/or for cash, with a deadline for placing cash-related transactions no later than the close of the primary markets for the Fund's portfolio securities. However, the Funds have taken certain measures (*e.g.*, imposing transaction fees on purchases and redemptions of Creation Units and reserving the right to reject purchases of Creation Units under certain circumstances) to minimize the potential consequences of frequent cash purchases and redemptions by Authorized Participants, such as increased tracking error, disruption of portfolio management, dilution to the Funds, and/or increased transaction costs. Further, the vast majority of trading in Fund shares occurs on the secondary market, which does not involve the Funds directly, and such trading is unlikely to cause many of the harmful effects of frequent cash purchases or redemptions of Fund shares.

To the extent a Fund engages in in-kind transactions, the Fund intends to comply with the U.S. federal securities laws in accepting securities for deposit and satisfying redemptions with redemption securities by, among other means, assuring that any securities accepted for deposit and any securities used to satisfy redemption requests will be sold in transactions that would be exempt from registration under the Securities Act of 1933, as amended (the "1933 Act"). Further, an Authorized Participant that is not a "qualified institutional buyer," as such term is defined in Rule 144A under the 1933 Act, will not be able to receive restricted securities eligible for resale under Rule 144A.

Because Fund shares may be created and issued on an ongoing basis, at any point during the life of a Fund a "distribution," as such term is used in the 1933 Act, may be occurring. Broker-dealers and other persons are cautioned that some activities on their part may, depending on the circumstances, result in their being deemed participants in a distribution in a manner that could render them statutory underwriters subject to the prospectus delivery and liability provisions of the 1933 Act. Any determination of whether one is an underwriter must take into account all the relevant facts and circumstances of each particular case.

Broker-dealers should also note that dealers who are not "underwriters" but are participating in a distribution (as contrasted to ordinary secondary transactions), and thus dealing with shares that are part of an "unsold allotment" within the meaning of Section 4(a)(3)(C) of the 1933 Act, would be unable to take advantage of the prospectus delivery exemption provided by Section 4(a)(3) of the 1933 Act. For delivery of prospectuses to exchange members, the prospectus delivery mechanism of Rule 153 under the 1933 Act is available only with respect to transactions on a national securities exchange.

Householding

Householding is an option available to certain Fund investors. Householding is a method of delivery, based on the preference of the individual investor, in which a single copy of certain shareholder documents can be delivered to investors who share the same address, even if their accounts are registered under different names. Please contact your broker-dealer if you are interested in enrolling in householding and receiving a single copy of prospectuses and other shareholder documents, or if you are currently enrolled in householding and wish to change your householding status.

Distribution

The Distributor or its agent distributes Creation Units for the Funds on an agency basis. The Distributor does not maintain a secondary market in shares of the Funds. The Distributor has no role in determining the policies of the Funds or the securities or other assets (as applicable) that are purchased or sold by the Funds. The Distributor's principal address is 50 Hudson Yards, New York, NY 10001.

BFA or its affiliates make payments to broker-dealers, registered investment advisers, banks or other intermediaries (together, "intermediaries") related to marketing activities and presentations, educational training programs, conferences, the development of technology platforms and reporting systems, data provision services, or their making shares of the Funds available to their customers generally and in certain investment programs. Such payments, which may be significant to the intermediary, are not made by the Funds. Rather, such payments are made by BFA or its affiliates from their own resources, which come directly or indirectly in part from fees paid by the Funds. Payments of this type are sometimes referred to as revenue-sharing payments. A financial intermediary may make decisions about which investment options it recommends or makes available, or the level of services provided, to its customers based on the payments or other financial incentives the intermediary is eligible to receive. Therefore, such payments or other financial incentives that are offered or made to an intermediary create conflicts of interest between the intermediary and its customers and may cause the intermediary to recommend the Funds over another investment. More information regarding these payments is contained in the applicable SAI. **Please contact your salesperson or other investment professional for more information regarding any such payments that their firm may receive from BFA or its affiliates.**

Financial Highlights

The financial highlights table for each Fund is intended to help you understand the Fund's financial performance for the past five fiscal years or, if shorter, the period since the Fund's inception. Certain information reflects financial results for a single Fund share. The total return information represents the rate that an investor would have earned (or lost) on an investment in the Fund, assuming reinvestment of all dividends and distributions. This information has been audited by PricewaterhouseCoopers LLP, whose report is included, along with each Fund's financial statements, in the Annual Report for the Fund (available upon request and at www.ishares.com).

For a share outstanding throughout each period:

	iShares Core MSCI Emerging Markets ETF				
	Year Ended 08/31/24	Year Ended 08/31/23 ^(a)	Year Ended 08/31/22 ^(a)	Year Ended 08/31/21 ^(a)	Year Ended 08/31/20 ^(a)
Net asset value, beginning of year	\$ 49.10	\$ 48.75	\$ 64.18	\$ 53.34	\$ 48.31
Net investment income ^(b)	1.36 ^(c)	1.35	1.67	1.33	1.46
Net realized and unrealized gain (loss) ^(d)	5.61	0.14	(15.13)	10.70	5.21
Net increase (decrease) from investment operations	6.97	1.49	(13.46)	12.03	6.67
Distributions from net investment income ^(e)	(1.49)	(1.14)	(1.97)	(1.19)	(1.64)
Net asset value, end of year	\$ 54.58	\$ 49.10	\$ 48.75	\$ 64.18	\$ 53.34
Total Return^(f)					
Based on net asset value	14.50% ^(c)	3.13%	(21.40)%	22.67%	13.97%
Ratios to Average Net Assets^(g)					
Total expenses	0.09%	0.10%	0.10%	0.12%	0.14%
Total expenses after fees waived	0.09%	0.09%	0.10%	0.12%	0.14%
Total expenses excluding professional fees for foreign withholding tax claims	0.09%	N/A	0.10%	0.11%	0.14%
Net investment income	2.68% ^(c)	2.81%	2.97%	2.12%	2.97%
Supplemental Data					
Net assets, end of year (000)	\$80,301,837	\$71,211,773	\$65,232,083	\$80,599,322	\$54,628,381
Portfolio turnover rate ^(h)	7%	21%	7%	9%	15%

(a) Consolidated Financial Highlights.

(b) Based on average shares outstanding.

(c) Reflects the positive effect of foreign withholding tax claims, net of the associated professional fees, which resulted in the following increases for the year ended August 31, 2024:

- Net investment income per share by \$0.00.
- Total return by 0.00%.
- Ratio of net investment income to average net assets by 0.01%.

(d) The amounts reported for a share outstanding may not accord with the change in aggregate gains and losses in securities for the fiscal period due to the timing of capital share transactions in relation to the fluctuating market values of the Fund's underlying securities.

(e) Distributions for annual periods determined in accordance with U.S. federal income tax regulations.

(f) Where applicable, assumes the reinvestment of distributions.

(g) Excludes fees and expenses incurred indirectly as a result of investments in underlying funds.

(h) Portfolio turnover rate excludes in-kind transactions, if any.

For a share outstanding throughout each period:

	iShares Currency Hedged MSCI Emerging Markets ETF				
	Year Ended 08/31/24	Year Ended 08/31/23	Year Ended 08/31/22	Year Ended 08/31/21	Year Ended 08/31/20
Net asset value, beginning of year	\$ 24.20	\$ 25.20	\$ 31.31	\$ 27.41	\$ 24.38
Net investment income ^(a)	0.64	0.57	0.67	0.44	0.71
Net realized and unrealized gain (loss) ^(b)	2.95	0.12	(6.12)	3.92	3.03
Net increase (decrease) from investment operations	3.59	0.69	(5.45)	4.36	3.74
Distributions^(c)					
From net investment income	(0.65)	(0.56)	(0.66)	(0.46)	(0.71)
From net realized gain	—	(1.13)	—	—	—
Total distributions	(0.65)	(1.69)	(0.66)	(0.46)	(0.71)
Net asset value, end of year	\$ 27.14	\$ 24.20	\$ 25.20	\$ 31.31	\$ 27.41
Total Return^(d)					
Based on net asset value	15.12%	2.93%	(17.62)%	15.96%	15.49%
Ratios to Average Net Assets^(e)					
Total expenses	0.78%	0.79%	0.78%	0.78%	0.78%
Total expenses after fees waived	0.00%	0.00%	0.00%	0.00% ^(f)	0.00% ^(f)
Net investment income	2.54%	2.36%	2.38%	1.41%	2.84%
Supplemental Data					
Net assets, end of year (000)	\$163,645	\$134,297	\$153,993	\$203,180	\$183,626
Portfolio turnover rate ^(g)	6%	11%	4%	6%	9%

(a) Based on average shares outstanding.

(b) The amounts reported for a share outstanding may not accord with the change in aggregate gains and losses in securities for the fiscal period due to the timing of capital share transactions in relation to the fluctuating market values of the Fund's underlying securities.

(c) Distributions for annual periods determined in accordance with U.S. federal income tax regulations.

(d) Where applicable, assumes the reinvestment of distributions.

(e) Excludes fees and expenses incurred indirectly as a result of investments in underlying funds.

(f) Rounds to less than 0.01%.

(g) Portfolio turnover rate excludes in-kind transactions, if any.

For a share outstanding throughout each period:

	iShares Emerging Markets Equity Factor ETF				
	Year Ended 08/31/24	Year Ended 08/31/23	Year Ended 08/31/22	Year Ended 08/31/21	Year Ended 08/31/20
Net asset value, beginning of year	\$ 41.82	\$ 43.38	\$ 53.61	\$ 44.03	\$ 40.35
Net investment income ^(a)	1.29	1.46	1.64	1.23	1.11
Net realized and unrealized gain (loss) ^(b)	6.77	(1.38)	(10.49)	9.24	3.73
Net increase (decrease) from investment operations	8.06	0.08	(8.85)	10.47	4.84
Distributions from net investment income ^(c)	(2.50)	(1.64)	(1.38)	(0.89)	(1.16)
Net asset value, end of year	\$ 47.38	\$ 41.82	\$ 43.38	\$ 53.61	\$ 44.03
Total Return^(d)					
Based on net asset value	20.07%	0.30%	(16.80)%	23.97%	12.17%
Ratios to Average Net Assets^(e)					
Total expenses	0.26%	0.33%	0.45%	0.45%	0.45%
Net investment income	2.93%	3.51%	3.41%	2.44%	2.71%
Supplemental Data					
Net assets, end of year (000)	\$667,992	\$606,434	\$832,808	\$761,199	\$541,608
Portfolio turnover rate ^(f)	29%	121%	54%	49%	45%

^(a) Based on average shares outstanding.

^(b) The amounts reported for a share outstanding may not accord with the change in aggregate gains and losses in securities for the fiscal period due to the timing of capital share transactions in relation to the fluctuating market values of the Fund's underlying securities.

^(c) Distributions for annual periods determined in accordance with U.S. federal income tax regulations.

^(d) Where applicable, assumes the reinvestment of distributions.

^(e) Excludes fees and expenses incurred indirectly as a result of investments in underlying funds.

^(f) Portfolio turnover rate excludes in-kind transactions, if any.

For a share outstanding throughout each period:

	iShares ESG Aware MSCI EM ETF				
	Year Ended 08/31/24	Year Ended 08/31/23	Year Ended 08/31/22	Year Ended 08/31/21	Year Ended 08/31/20
Net asset value, beginning of year	\$ 31.35	\$ 31.56	\$ 43.35	\$ 35.93	\$ 32.03
Net investment income ^(a)	0.78	0.78	0.83	0.75	0.89
Net realized and unrealized gain (loss) ^(b)	3.09	(0.23)	(11.51)	7.23	3.89
Net increase (decrease) from investment operations	3.87	0.55	(10.68)	7.98	4.78
Distributions from net investment income ^(c)	(0.87)	(0.76)	(1.11)	(0.56)	(0.88)
Net asset value, end of year	\$ 34.35	\$ 31.35	\$ 31.56	\$ 43.35	\$ 35.93
Total Return^(d)					
Based on net asset value	12.61%	1.81%	(25.08)%	22.30%	15.11%
Ratios to Average Net Assets^(e)					
Total expenses	0.26%	0.26%	0.25%	0.25%	0.25%
Net investment income	2.43%	2.53%	2.20%	1.76%	2.75%
Supplemental Data					
Net assets, end of year (000)	\$4,369,145	\$4,323,755	\$4,251,525	\$7,105,443	\$3,654,480
Portfolio turnover rate ^(f)	32%	38%	41%	41%	46%

^(a) Based on average shares outstanding.

^(b) The amounts reported for a share outstanding may not accord with the change in aggregate gains and losses in securities for the fiscal period due to the timing of capital share transactions in relation to the fluctuating market values of the Fund's underlying securities.

^(c) Distributions for annual periods determined in accordance with U.S. federal income tax regulations.

^(d) Where applicable, assumes the reinvestment of distributions.

^(e) Excludes fees and expenses incurred indirectly as a result of investments in underlying funds.

^(f) Portfolio turnover rate excludes in-kind transactions, if any.

For a share outstanding throughout each period:

	iShares MSCI BIC ETF				
	Year Ended 08/31/24	Year Ended 08/31/23	Year Ended 08/31/22	Year Ended 08/31/21 ^(a)	Year Ended 08/31/20 ^(a)
Net asset value, beginning of year	\$ 34.24	\$ 35.99	\$ 50.27	\$ 47.46	\$ 40.23
Net investment income ^(b)	0.70	0.62	0.91	0.62	0.55
Net realized and unrealized gain (loss) ^(c)	2.08	(1.72)	(13.74)	2.74	7.34
Net increase (decrease) from investment operations	2.78	(1.10)	(12.83)	3.36	7.89
Distributions from net investment income ^(d)	(0.48) ^(e)	(0.65)	(1.45)	(0.55)	(0.66)
Net asset value, end of year	\$ 36.54	\$ 34.24	\$ 35.99	\$ 50.27	\$ 47.46
Total Return^(f)					
Based on net asset value	8.26%	(3.05)%	(26.03)%	7.09%	19.78%
Ratios to Average Net Assets^(g)					
Total expenses	0.72%	0.70%	0.69%	0.70%	0.70%
Net investment income	2.02%	1.80%	2.15%	1.20%	1.29%
Supplemental Data					
Net assets, end of year (000)	\$71,260	\$70,200	\$89,980	\$158,342	\$147,123
Portfolio turnover rate ^(h)	10%	9%	12%	80%	42%

^(a) Consolidated Financial Highlights.

^(b) Based on average shares outstanding.

^(c) The amounts reported for a share outstanding may not accord with the change in aggregate gains and losses in securities for the fiscal period due to the timing of capital share transactions in relation to the fluctuating market values of the Fund's underlying securities.

^(d) Distributions for annual periods determined in accordance with U.S. federal income tax regulations.

^(e) A portion of the distributions from net investment income may be deemed a return of capital or net realized gain at fiscal year-end.

^(f) Where applicable, assumes the reinvestment of distributions.

^(g) Excludes fees and expenses incurred indirectly as a result of investments in underlying funds.

^(h) Portfolio turnover rate excludes in-kind transactions, if any.

For a share outstanding throughout each period:

	iShares MSCI Brazil ETF				
	Year Ended 08/31/24	Year Ended 08/31/23	Year Ended 08/31/22	Year Ended 08/31/21	Year Ended 08/31/20
Net asset value, beginning of year	\$ 30.82	\$ 30.48	\$ 36.58	\$ 29.62	\$ 40.92
Net investment income ^(a)	1.97	2.14	4.10	1.34	0.86
Net realized and unrealized gain (loss) ^(b)	(0.88)	0.98	(6.56)	6.52	(11.13)
Net increase (decrease) from investment operations	1.09	3.12	(2.46)	7.86	(10.27)
Distributions from net investment income ^(c)	(2.14)	(2.78)	(3.64)	(0.90)	(1.03)
Net asset value, end of year	\$ 29.77	\$ 30.82	\$ 30.48	\$ 36.58	\$ 29.62
Total Return^(d)					
Based on net asset value	3.37%	11.49%	(6.05)%	26.35%	(25.63)%
Ratios to Average Net Assets^(e)					
Total expenses	0.59%	0.59%	0.58%	0.57%	0.59%
Net investment income	6.27%	7.13%	13.01%	3.84%	2.35%
Supplemental Data					
Net assets, end of year (000)	\$4,088,521	\$5,126,621	\$5,236,173	\$5,044,685	\$5,312,367
Portfolio turnover rate ^(f)	22% ^(g)	22% ^(g)	27% ^(g)	17% ^(g)	29% ^(g)

^(a) Based on average shares outstanding.

^(b) The amounts reported for a share outstanding may not accord with the change in aggregate gains and losses in securities for the fiscal period due to the timing of capital share transactions in relation to the fluctuating market values of the Fund's underlying securities.

^(c) Distributions for annual periods determined in accordance with U.S. federal income tax regulations.

^(d) Where applicable, assumes the reinvestment of distributions.

^(e) Excludes fees and expenses incurred indirectly as a result of investments in underlying funds.

^(f) Portfolio turnover rate includes portfolio transactions that are executed as a result of the Fund offering and redeeming Creation Units solely for cash in U.S. dollars ("cash creations").

^(g) Portfolio turnover rate excluding cash creations was as follows: 16% 12% 22% 12% 11%

For a share outstanding throughout each period:

	iShares MSCI Chile ETF				
	Year Ended 08/31/24	Year Ended 08/31/23	Year Ended 08/31/22	Year Ended 08/31/21	Year Ended 08/31/20
Net asset value, beginning of year	\$ 28.36	\$ 27.62	\$ 28.52	\$ 25.37	\$ 35.88
Net investment income ^(a)	0.82	1.64	2.17	0.63	0.61
Net realized and unrealized gain (loss) ^(b)	(1.60)	0.96	(1.16)	3.16	(10.54)
Net increase (decrease) from investment operations	(0.78)	2.60	1.01	3.79	(9.93)
Distributions^(c)					
From net investment income	(0.85)	(1.86)	(1.91)	(0.64)	(0.58)
Return of capital	(0.02)	—	—	—	—
Total distributions	(0.87)	(1.86)	(1.91)	(0.64)	(0.58)
Net asset value, end of year	\$ 26.71	\$ 28.36	\$ 27.62	\$ 28.52	\$ 25.37
Total Return^(d)					
Based on net asset value	(2.72)%	9.54%	4.03%	14.90%	(27.72)%
Ratios to Average Net Assets^(e)					
Total expenses	0.60%	0.59%	0.58%	0.57%	0.59%
Net investment income	3.12%	5.87%	8.30%	2.17%	2.10%
Supplemental Data					
Net assets, end of year (000)	\$530,261	\$621,010	\$493,079	\$476,286	\$441,423
Portfolio turnover rate ^(f)	31% ^(g)	47% ^(g)	94% ^(g)	62% ^(g)	51% ^(g)

^(a) Based on average shares outstanding.

^(b) The amounts reported for a share outstanding may not accord with the change in aggregate gains and losses in securities for the fiscal period due to the timing of capital share transactions in relation to the fluctuating market values of the Fund's underlying securities.

^(c) Distributions for annual periods determined in accordance with U.S. federal income tax regulations.

^(d) Where applicable, assumes the reinvestment of distributions.

^(e) Excludes fees and expenses incurred indirectly as a result of investments in underlying funds.

^(f) Portfolio turnover rate includes portfolio transactions that are executed as a result of the Fund offering and redeeming Creation Units solely for cash in U.S. dollars ("cash creations").

^(g) Portfolio turnover rate excluding cash creations was as follows: 17% 20% 36% 17% 21%

For a share outstanding throughout each period:

	iShares MSCI Emerging Markets ETF				
	Year Ended 08/31/24	Year Ended 08/31/23	Year Ended 08/31/22 ^(a)	Year Ended 08/31/21 ^(a)	Year Ended 08/31/20 ^(a)
Net asset value, beginning of year	\$ 39.26	\$ 39.68	\$ 52.56	\$ 44.56	\$ 40.22
Net investment income ^(b)	0.84	0.82	1.09 ^(c)	0.75	0.98
Net realized and unrealized gain (loss) ^(d)	4.36	(0.35)	(12.88)	8.01	4.52
Net increase (decrease) from investment operations	5.20	0.47	(11.79)	8.76	5.50
Distributions from net investment income ^(e)	(1.04)	(0.89)	(1.09)	(0.76)	(1.16)
Net asset value, end of year	\$ 43.42	\$ 39.26	\$ 39.68	\$ 52.56	\$ 44.56
Total Return^(f)					
Based on net asset value	13.54%	1.23%	(22.73)% ^(c)	19.72%	13.82%
Ratios to Average Net Assets^(g)					
Total expenses	0.72%	0.70%	0.69%	0.69%	0.70%
Total expenses excluding professional fees for foreign withholding tax claims	0.72%	N/A	0.69%	0.68%	0.70%
Net investment income	2.08%	2.12%	2.38% ^(c)	1.45%	2.38%
Supplemental Data					
Net assets, end of year (000)	\$17,684,130	\$21,358,378	\$25,870,381	\$30,983,302	\$24,024,571
Portfolio turnover rate ^(h)	13%	15%	21%	9%	19%

^(a) Consolidated Financial Highlights.

^(b) Based on average shares outstanding.

^(c) Reflects the positive effect of foreign withholding tax claims, net of the associated professional fees, which resulted in the following increases for the year ended August 31, 2022:

- Net investment income per share by \$ -.
- Total return by 0.01%.
- Ratio of net investment income to average net assets by 0.01%.

^(d) The amounts reported for a share outstanding may not accord with the change in aggregate gains and losses in securities for the fiscal period due to the timing of capital share transactions in relation to the fluctuating market values of the Fund's underlying securities.

^(e) Distributions for annual periods determined in accordance with U.S. federal income tax regulations.

^(f) Where applicable, assumes the reinvestment of distributions.

^(g) Excludes fees and expenses incurred indirectly as a result of investments in underlying funds.

^(h) Portfolio turnover rate excludes in-kind transactions, if any.

For a share outstanding throughout each period:

	iShares MSCI Emerging Markets ex China ETF				
	Year Ended 08/31/24	Year Ended 08/31/23	Year Ended 08/31/22	Year Ended 08/31/21	Year Ended 08/31/20
Net asset value, beginning of year	\$ 51.16	\$ 49.62	\$ 62.82	\$ 46.00	\$ 46.25
Net investment income ^(a)	1.45	1.45	1.86	1.58	1.46
Net realized and unrealized gain (loss) ^(b)	9.17	1.31	(13.73)	16.09	(0.05)
Net increase (decrease) from investment operations	10.62	2.76	(11.87)	17.67	1.41
Distributions from net investment income ^(c)	(1.13)	(1.22)	(1.33)	(0.85)	(1.66)
Net asset value, end of year	\$ 60.65	\$ 51.16	\$ 49.62	\$ 62.82	\$ 46.00
Total Return^(d)					
Based on net asset value	20.98%	5.69%	(19.17)%	38.66%	2.87%
Ratios to Average Net Assets^(e)					
Total expenses	0.25%	0.25%	0.25%	0.25%	0.36%
Total expenses after fees waived	0.25%	0.25%	0.25%	0.22%	0.16%
Net investment income	2.58%	2.89%	3.34%	2.65%	3.24%
Supplemental Data					
Net assets, end of year (000)	\$16,193,582	\$5,147,101	\$2,307,162	\$1,281,467	\$73,606
Portfolio turnover rate ^(f)	12%	13%	21%	51%	18%

(a) Based on average shares outstanding.

(b) The amounts reported for a share outstanding may not accord with the change in aggregate gains and losses in securities for the fiscal period due to the timing of capital share transactions in relation to the fluctuating market values of the Fund's underlying securities.

(c) Distributions for annual periods determined in accordance with U.S. federal income tax regulations.

(d) Where applicable, assumes the reinvestment of distributions.

(e) Excludes fees and expenses incurred indirectly as a result of investments in underlying funds.

(f) Portfolio turnover rate excludes in-kind transactions, if any.

For a share outstanding throughout each period:

	iShares MSCI Emerging Markets Min Vol Factor ETF				
	Year Ended 08/31/24	Year Ended 08/31/23	Year Ended 08/31/22	Year Ended 08/31/21 ^(a)	Year Ended 08/31/20 ^(a)
Net asset value, beginning of year	\$ 54.50	\$ 54.86	\$ 63.94	\$ 55.97	\$ 56.84
Net investment income ^(b)	1.63	1.25	1.87	1.32 ^(c)	1.42
Net realized and unrealized gain (loss) ^(d)	5.91	(0.38)	(9.86)	8.12	(0.82)
Net increase (decrease) from investment operations	7.54	0.87	(7.99)	9.44	0.60
Distributions from net investment income ^(e)	(1.69)	(1.23)	(1.09)	(1.47)	(1.47)
Net asset value, end of year	\$ 60.35	\$ 54.50	\$ 54.86	\$ 63.94	\$ 55.97
Total Return^(f)					
Based on net asset value	14.15%	1.62%	(12.68)%	17.04% ^(c)	1.07%
Ratios to Average Net Assets^(g)					
Total expenses	0.26%	0.64%	0.69%	0.69%	0.70%
Total expenses after fees waived	0.26%	0.25%	0.25%	0.25%	0.25%
Net investment income	2.92%	2.32%	3.14%	2.15% ^(c)	2.59%
Supplemental Data					
Net assets, end of year (000)	\$4,706,964	\$4,496,514	\$6,177,144	\$3,874,514	\$4,248,258
Portfolio turnover rate ^(h)	23%	58%	26%	38%	23%

(a) Consolidated Financial Highlights.

(b) Based on average shares outstanding.

(c) Reflects the positive effect of foreign withholding tax claims, net of the associated professional fees, which resulted in the following increases for the year ended August 31, 2021:

- Net investment income per share by \$0.01.
- Total return by 0.02%.
- Ratio of net investment income to average net assets by 0.01%.

(d) The amounts reported for a share outstanding may not accord with the change in aggregate gains and losses in securities for the fiscal period due to the timing of capital share transactions in relation to the fluctuating market values of the Fund's underlying securities.

(e) Distributions for annual periods determined in accordance with U.S. federal income tax regulations.

(f) Where applicable, assumes the reinvestment of distributions.

(g) Excludes fees and expenses incurred indirectly as a result of investments in underlying funds.

(h) Portfolio turnover rate excludes in-kind transactions, if any.

For a share outstanding throughout each period:

	iShares MSCI Emerging Markets Small-Cap ETF				
	Year Ended 08/31/24	Year Ended 08/31/23 ^(a)	Year Ended 08/31/22 ^(a)	Year Ended 08/31/21 ^(a)	Year Ended 08/31/20 ^(a)
Net asset value, beginning of year	\$ 55.87	\$ 50.17	\$ 62.28	\$ 44.74	\$ 41.51
Net investment income ^(b)	1.02 ^(c)	1.17	1.24	0.96	0.85
Net realized and unrealized gain (loss) ^(d)	6.89	5.26	(11.56)	17.81	3.52
Net increase (decrease) from investment operations	7.91	6.43	(10.32)	18.77	4.37
Distributions from net investment income ^(e)	(1.48)	(0.73)	(1.79)	(1.23)	(1.14)
Net asset value, end of year	\$ 62.30	\$ 55.87	\$ 50.17	\$ 62.28	\$ 44.74
Total Return^(f)					
Based on net asset value	14.41% ^(c)	12.99%	(17.00)%	42.38%	10.68%
Ratios to Average Net Assets^(g)					
Total expenses	0.73%	0.71%	0.70%	0.69%	0.71%
Net investment income	1.75% ^(c)	2.30%	2.20%	1.72%	2.07%
Supplemental Data					
Net assets, end of year (000)	\$373,810	\$318,467	\$336,134	\$417,274	\$212,511
Portfolio turnover rate ^(h)	33%	43%	53%	34%	46%

^(a) Consolidated Financial Highlights.

^(b) Based on average shares outstanding.

^(c) Reflects the positive effect of foreign withholding tax claims, net of the associated professional fees, which resulted in the following increases for the year ended August 31, 2024:

- Net investment income per share by \$0.00.
- Total return by 0.01%.
- Ratio of net investment income to average net assets by 0.01%.

^(d) The amounts reported for a share outstanding may not accord with the change in aggregate gains and losses in securities for the fiscal period due to the timing of capital share transactions in relation to the fluctuating market values of the Fund's underlying securities.

^(e) Distributions for annual periods determined in accordance with U.S. federal income tax regulations.

^(f) Where applicable, assumes the reinvestment of distributions.

^(g) Excludes fees and expenses incurred indirectly as a result of investments in underlying funds.

^(h) Portfolio turnover rate excludes in-kind transactions, if any.

For a share outstanding throughout each period:

	iShares MSCI Mexico ETF				
	Year Ended 08/31/24	Year Ended 08/31/23	Year Ended 08/31/22	Year Ended 08/31/21	Year Ended 08/31/20
Net asset value, beginning of year	\$ 61.58	\$ 44.29	\$ 51.24	\$ 33.00	\$ 41.47
Net investment income ^(a)	1.86	1.65	1.50	0.80	0.61
Net realized and unrealized gain (loss) ^(b)	(8.96)	17.14	(7.04)	18.32	(8.52)
Net increase (decrease) from investment operations	(7.10)	18.79	(5.54)	19.12	(7.91)
Distributions from net investment income ^(c)	(1.50)	(1.50)	(1.41)	(0.88)	(0.56)
Net asset value, end of year	\$ 52.98	\$ 61.58	\$ 44.29	\$ 51.24	\$ 33.00
Total Return^(d)					
Based on net asset value	(11.91)%	42.93%	(10.98)%	58.30%	(19.36)%
Ratios to Average Net Assets^(e)					
Total expenses	0.50%	0.50%	0.50%	0.50%	0.51%
Net investment income	2.98%	2.88%	3.06%	1.85%	1.59%
Supplemental Data					
Net assets, end of year (000)	\$1,329,763	\$1,533,393	\$806,143	\$1,178,526	\$834,927
Portfolio turnover rate ^(f)	10%	11%	11%	15%	12%

^(a) Based on average shares outstanding.

^(b) The amounts reported for a share outstanding may not accord with the change in aggregate gains and losses in securities for the fiscal period due to the timing of capital share transactions in relation to the fluctuating market values of the Fund's underlying securities.

^(c) Distributions for annual periods determined in accordance with U.S. federal income tax regulations.

^(d) Where applicable, assumes the reinvestment of distributions.

^(e) Excludes fees and expenses incurred indirectly as a result of investments in underlying funds.

^(f) Portfolio turnover rate excludes in-kind transactions, if any.

For a share outstanding throughout each period:

	iShares MSCI South Africa ETF				
	Year Ended 08/31/24	Year Ended 08/31/23	Year Ended 08/31/22	Year Ended 08/31/21	Year Ended 08/31/20
Net asset value, beginning of year	\$ 39.32	\$ 39.97	\$ 49.35	\$ 37.17	\$ 47.96
Net investment income ^(a)	1.07	1.25	1.43	0.77	4.94
Net realized and unrealized gain (loss) ^(b)	7.51	(0.56)	(9.35)	13.67	(10.38)
Net increase (decrease) from investment operations	8.58	0.69	(7.92)	14.44	(5.44)
Distributions from net investment income ^(c)	(1.13)	(1.34)	(1.46)	(2.26)	(5.35)
Net asset value, end of year	\$ 46.77	\$ 39.32	\$ 39.97	\$ 49.35	\$ 37.17
Total Return^(d)					
Based on net asset value	22.32%	1.62%	(16.34)%	39.49%	(13.09)%
Ratios to Average Net Assets^(e)					
Total expenses	0.59%	0.59%	0.58%	0.57%	0.59%
Net investment income	2.64%	3.01%	3.02%	1.69%	11.79%
Supplemental Data					
Net assets, end of year (000)	\$294,678	\$271,298	\$315,761	\$276,373	\$323,418
Portfolio turnover rate ^(f)	4%	5%	8%	20%	46%

^(a) Based on average shares outstanding.

^(b) The amounts reported for a share outstanding may not accord with the change in aggregate gains and losses in securities for the fiscal period due to the timing of capital share transactions in relation to the fluctuating market values of the Fund's underlying securities.

^(c) Distributions for annual periods determined in accordance with U.S. federal income tax regulations.

^(d) Where applicable, assumes the reinvestment of distributions.

^(e) Excludes fees and expenses incurred indirectly as a result of investments in underlying funds.

^(f) Portfolio turnover rate excludes in-kind transactions, if any.

For a share outstanding throughout each period:

	iShares MSCI Turkey ETF				
	Year Ended 08/31/24	Year Ended 08/31/23	Year Ended 08/31/22	Year Ended 08/31/21	Year Ended 08/31/20
Net asset value, beginning of year	\$ 37.37	\$ 22.60	\$ 23.91	\$ 19.99	\$ 24.08
Net investment income ^(a)	0.66	0.74	0.66	0.70	0.30
Net realized and unrealized gain (loss) ^(b)	0.01	15.28	(1.33)	3.99	(3.94)
Net increase (decrease) from investment operations	0.67	16.02	(0.67)	4.69	(3.64)
Distributions from net investment income ^(c)	(0.85)	(1.25)	(0.64)	(0.77)	(0.45)
Net asset value, end of year	\$ 37.19	\$ 37.37	\$ 22.60	\$ 23.91	\$ 19.99
Total Return^(d)					
Based on net asset value	1.81%	72.12%	(2.41)%	23.59%	(15.48)%
Ratios to Average Net Assets^(e)					
Total expenses	0.59%	0.59%	0.58%	0.57%	0.59%
Net investment income	1.74%	2.37%	3.23%	2.98%	1.22%
Supplemental Data					
Net assets, end of year (000)	\$219,401	\$226,086	\$290,408	\$301,262	\$178,947
Portfolio turnover rate ^(f)	14%	29%	18%	22%	12%

^(a) Based on average shares outstanding.

^(b) The amounts reported for a share outstanding may not accord with the change in aggregate gains and losses in securities for the fiscal period due to the timing of capital share transactions in relation to the fluctuating market values of the Fund's underlying securities.

^(c) Distributions for annual periods determined in accordance with U.S. federal income tax regulations.

^(d) Where applicable, assumes the reinvestment of distributions.

^(e) Excludes fees and expenses incurred indirectly as a result of investments in underlying funds.

^(f) Portfolio turnover rate excludes in-kind transactions, if any.

For a share outstanding throughout each period:

	iShares MSCI World ETF				
	Year Ended 08/31/24	Year Ended 08/31/23	Year Ended 08/31/22	Year Ended 08/31/21	Year Ended 08/31/20
Net asset value, beginning of year	\$ 125.57	\$ 110.19	\$ 131.92	\$ 103.07	\$ 89.79
Net investment income ^(a)	2.22	2.16	2.19	1.84	1.76
Net realized and unrealized gain (loss) ^(b)	28.58	15.22	(21.88)	28.80	13.35
Net increase (decrease) from investment operations	30.80	17.38	(19.69)	30.64	15.11
Distributions from net investment income ^(c)	(2.28)	(2.00)	(2.04)	(1.79)	(1.83)
Net asset value, end of year	\$ 154.09	\$ 125.57	\$ 110.19	\$ 131.92	\$ 103.07
Total Return^(d)					
Based on net asset value	24.75%	15.90%	(15.07)% ^(e)	29.94%	17.04%
Ratios to Average Net Assets^(f)					
Total expenses	0.24%	0.24%	0.24%	0.24%	0.24%
Net investment income	1.62%	1.87%	1.78%	1.58%	1.90%
Supplemental Data					
Net assets, end of year (000)	\$3,713,582	\$2,712,306	\$2,126,700	\$1,569,839	\$948,247
Portfolio turnover rate ^(g)	2%	3%	5%	5%	7%

^(a) Based on average shares outstanding.

^(b) The amounts reported for a share outstanding may not accord with the change in aggregate gains and losses in securities for the fiscal period due to the timing of capital share transactions in relation to the fluctuating market values of the Fund's underlying securities.

^(c) Distributions for annual periods determined in accordance with U.S. federal income tax regulations.

^(d) Where applicable, assumes the reinvestment of distributions.

^(e) Reflects the one-time, positive effect of foreign withholding tax claims, net of the associated professional fees, which resulted in the following increases for the year ended August 31, 2022:
 • Total return by 0.01%.

^(f) Excludes fees and expenses incurred indirectly as a result of investments in underlying funds.

^(g) Portfolio turnover rate excludes in-kind transactions, if any.

Index Providers and Disclaimers

The Index Providers are not affiliated with the Company, BFA, the Distributor or any of their respective affiliates. BFA or its affiliates have entered into a license agreement with the Index Providers to use the respective Underlying Indexes. BFA or its affiliates sublicense rights in each Underlying Index for use by the applicable Fund at no charge.

The past performance of an Underlying Index is not a guide to future performance. BFA and its affiliates do not guarantee the accuracy or the completeness of an Underlying Index or any data included therein, and BFA and its affiliates shall have no liability for any errors, omissions or interruptions therein. BFA and its affiliates make no warranty, express or implied, to the owners of shares of a Fund or to any other person or entity, as to results to be obtained by a Fund from the use of an Underlying Index or any data included therein. Without limiting any of the foregoing, in no event shall BFA or its affiliates have any liability for any special, punitive, direct, indirect, consequential or any other damages (including lost profits), even if notified of the possibility of such damages.

MSCI Inc.

MSCI Inc. ("MSCI") is a provider of investment decision support tools to investors globally. MSCI products and services include indices, portfolio risk and performance analytics, and governance tools.

The following applies with respect to each Underlying Index provided by MSCI:

The Fund is not sponsored, endorsed, sold or promoted by MSCI or any affiliate of MSCI. Neither MSCI nor any other party makes any representation or warranty, express or implied, to the owners of shares of the Fund or any member of the public regarding the advisability of investing in funds generally or in the Fund particularly or the ability of the Underlying Index to track general market performance. MSCI is the licensor of certain trademarks, service marks and trade names of MSCI and of the Underlying Index, which is determined, composed and calculated by MSCI without regard to the issuer of the Fund's securities or the Fund. MSCI has no obligation to take the needs of the issuer of the Fund's securities or the owners of shares of the Fund into consideration in determining, composing or calculating the Underlying Index. MSCI is not responsible for and has not participated in the determination of the timing of, prices at, or quantities of the Fund's shares to be issued or in the determination or calculation of the equation by which the Fund's shares are redeemable for cash. Neither MSCI nor any other party has any obligation or liability to owners of shares of the Fund in connection with the administration, marketing or trading of the Fund's shares.

ALTHOUGH MSCI SHALL OBTAIN INFORMATION FOR INCLUSION IN OR FOR USE IN THE CALCULATION OF THE INDEXES FROM SOURCES WHICH MSCI CONSIDERS RELIABLE, NEITHER MSCI NOR ANY OTHER PARTY GUARANTEES THE ACCURACY AND/OR THE COMPLETENESS OF THE INDEXES OR ANY DATA INCLUDED THEREIN. NEITHER MSCI NOR ANY OTHER PARTY MAKES ANY WARRANTY, EXPRESS OR IMPLIED, AS TO RESULTS TO BE OBTAINED BY LICENSEE, LICENSEE'S CUSTOMERS AND COUNTERPARTIES, OWNERS OF SHARES OF THE FUND, OR ANY OTHER PERSON OR ENTITY FROM THE USE OF THE INDEXES OR ANY DATA INCLUDED THEREIN IN CONNECTION WITH THE RIGHTS LICENSED HEREUNDER OR FOR ANY OTHER USE. NEITHER MSCI NOR ANY OTHER PARTY MAKES ANY EXPRESS OR IMPLIED WARRANTIES, AND MSCI HEREBY EXPRESSLY DISCLAIMS ALL WARRANTIES OF MERCHANTABILITY OR FITNESS FOR A PARTICULAR PURPOSE WITH RESPECT TO THE INDEXES OR ANY DATA INCLUDED THEREIN. WITHOUT LIMITING ANY OF THE FOREGOING, IN NO EVENT SHALL MSCI OR ANY OTHER PARTY HAVE ANY LIABILITY FOR ANY DIRECT, INDIRECT, SPECIAL, PUNITIVE, CONSEQUENTIAL OR ANY OTHER DAMAGES (INCLUDING LOST PROFITS) EVEN IF NOTIFIED OF THE POSSIBILITY OF SUCH DAMAGES.

STOXX

STOXX[®] and DAX[®] indices comprise a global and comprehensive family of more than 17,000 strictly rules-based and transparent indices. Best known for the leading European equity indices EURO STOXX 50[®], STOXX[®] Europe 600 and DAX[®], the portfolio of index solutions consists of total market, benchmark, blue-chip, sustainability, thematic and factor-based indices covering a complete set of world, regional and country markets. STOXX and DAX indices are licensed to more than 550 companies around the world for benchmarking purposes and as underlyings for ETFs, futures and options, structured products, and passively managed investment funds. STOXX Ltd., part of the ISS STOXX group of companies, is the administrator of the STOXX and DAX indices under the European Benchmark Regulation.

The following applies with respect to each Underlying Index provided by STOXX:

The Index Provider, Deutsche Börse Group and their licensors, research partners or data providers have no relationship to the Fund or BFA, other than the licensing of the Underlying Index and the related trademarks for use in connection with the Fund.

The Index Provider, Deutsche Börse Group and their licensors, research partners or data providers do not:

- sponsor, endorse, sell or promote the Fund.
- recommend that any person invest in the Fund or any other securities.
- have any responsibility or liability for or make any decisions about the timing, amount or pricing of the Fund.
- have any responsibility or liability for the administration, management or marketing of the Fund.
- consider the needs of the Fund or the owners of the Fund in determining, composing or calculating the Underlying Index or have any obligation to do so.

The Index Provider, Deutsche Börse Group and their licensors, research partners or data providers give no warranty, and exclude any liability (whether in negligence or otherwise), in connection with the Fund or its performance.

The Index Provider does not assume any contractual relationship with the purchasers of the Fund, BFA or any other third parties.

Specifically,

- the Index Provider, Deutsche Börse Group and their licensors, research partners or data providers do not give any warranty, express or implied, and exclude any liability about:
 - The results to be obtained by the Fund, the owner(s) of the Fund or any other person in connection with the use of the Underlying Index and the data included in the Underlying Index;
 - The accuracy, timeliness, and completeness of the Underlying Index and its data;
 - The merchantability and the fitness for a particular purpose or use of the Underlying Index and its data;
 - The performance of the Fund generally.
- the Index Provider, Deutsche Börse Group and their licensors, research partners or data providers give no warranty and exclude any liability, for any errors, omissions or interruptions in the Underlying Index or its data;
- Under no circumstances will the Index Provider, Deutsche Börse Group or their licensors, research partners or data providers be liable (whether in negligence or otherwise) for any lost profits or indirect, punitive, special or consequential damages or losses, arising as a result of such errors, omissions or interruptions in the Underlying Index or its data or generally in relation to the Fund, even in circumstances where the Index Provider, Deutsche Börse Group or their licensors, research partners or data providers are aware that such loss or damage may occur.

The licensing agreement between the Fund and the Index Provider is solely for their benefit and not for the benefit of the owners of the Fund or any other third parties.

[THIS PAGE INTENTIONALLY LEFT BLANK]

[THIS PAGE INTENTIONALLY LEFT BLANK]

[THIS PAGE INTENTIONALLY LEFT BLANK]

Want to know more?

iShares.com | 1-800-474-2737 (1-800-iShares)

Information on each Fund's net asset value, market price, premiums and discounts, and bid-ask spreads can be found at www.iShares.com. Copies of each Fund's Prospectus, SAI, shareholder reports and other information, as applicable and when available, can be found at www.iShares.com. For more information about a Fund, you may request a copy of the Fund's SAI. The SAI provides detailed information about the Fund and is incorporated by reference into the Fund's Prospectus. This means that the SAI, for legal purposes, is a part of the Fund's Prospectus.

Additional information about each Fund's investments is, or will be, available in the Fund's Annual and Semi-Annual Reports to shareholders. In a Fund's Annual Report, you will find a discussion of the market conditions and investment strategies that significantly affected the Fund's performance during the last fiscal year.

If you have any questions about the Company or shares of a Fund or you wish to obtain a Fund's SAI, Semi-Annual or Annual Report free of charge, please:

Call: 1-800-iShares or 1-800-474-2737 (toll free)
Monday through Friday, 8:30 a.m. to 6:30 p.m. (Eastern time)

Email: iSharesETFs@blackrock.com

Write: c/o BlackRock Investments, LLC
1 University Square Drive, Princeton, NJ 08540

Reports and other information about each Fund are available on the EDGAR database on the SEC's website at www.sec.gov, and copies of this information may be obtained, after paying a duplicating fee, by electronic request at the following email address: publicinfo@sec.gov.

No person is authorized to give any information or to make any representations about a Fund and its shares not contained in this Prospectus and you should not rely on any other information. Read and keep this Prospectus for future reference.

©2024 BlackRock, Inc. All rights reserved. **iSHARES**® and **BLACKROCK**® are registered trademarks of BlackRock Fund Advisors and its affiliates. All other marks are the property of their respective owners.

Investment Company Act File No.: 811-09102

IS-P-831C-1.224

iShares
by BlackRock

Go paperless. . .
It's Easy, Economical and Green!
Go to www.icsdelivery.com

